



LIBRARIES

UNIVERSITY OF WISCONSIN-MADISON

Wisconsin [men's basketball] 1996-97. 1996

Madison, Wisconsin: UW Sports Information Office, 1996


<https://digital.library.wisc.edu/1711.dl/62X7CYZCX7PUD83>

<http://rightsstatements.org/vocab/InC/1.0/>

The libraries provide public access to a wide range of material, including online exhibits, digitized collections, archival finding aids, our catalog, online articles, and a growing range of materials in many media.




When possible, we provide rights information in catalog records, finding aids, and other metadata that accompanies collections or items. However, it is always the user's obligation to evaluate copyright and rights issues in light of their own use.

WISCONSIN



5, Hennssy Auriantal
4, Sam Okey
52, Sean Daugherty

In only his first season, Dick Bennett guided the Badgers to the second round of the 1996 National Invitation Tournament



Wisconsin's state-of-the-art Kohl Center, the future home of Badger basketball, is set to open in January of 1998

CONTENTS

Quick Facts

(AC 608)
Location: Madison, WI
Population: 198,392
Founded: 1848
Enrollment: 40,305
Nickname: Badgers
Colors: Cardinal and White
Arena: UW Field House
Capacity: 11,500
Chancellor: David Ward
Dir. of Athletics: Pat Richter
Head Coach: Dick Bennett
Alma Mater: Ripon, '65
Career Record: 378-203/20 yrs.
Record at UW: 17-15/1 yr.
Assistant Coaches:
 Brad Soderberg
 Shawn Hood
 Brian Hecker
Basketball Office: 262-4597
1995-96 Record: 17-15
Conference Record: 8-10/8th
Lettermen Back/Lost: 8/3
Starters Back/Lost: 3/2
SID: Steve Malchow
Associate SID: Justin Doherty
Assistant SID: Julie Kluge
SID Phone: 262-1811
SID Fax: 262-8184
Doherty Home Ph.: 833-4811

The 1996-97 Wisconsin Basketball Media Guide was produced by the UW Sports Information Office: Steve Malchow, Director; Justin Doherty, Associate Director; Julie Kluge, Assistant Director; Dan Meyer, Intern. Cover design by Earl Madden. Printed by Straus Printing Co. of Madison, Wis.

Photographers: David Sltuka, Greg Anderson, Jay Salvo, Jeff Miller, Del Brown. Cover photos by Dave Sltuka.

The Wisconsin Basketball Media Guide is available to the general public by sending cash, check or money order for \$10 to Barb Wyatt, Sports Information Office, 1440 Monroe Street, Madison, WI 53711.

THE WISCONSIN EXPERIENCE

The University	2-3
Madison	4-5
Campus Life	6
UW Athletics	7
UW Field House	8-9
The Kohl Center	10-11
Sports Medicine	12
Conditioning	13
Big Ten Conference	14-15
UW Alumni	16

1996-97 OUTLOOK

Season Preview	18-20
Rosters	21
Radio/T.V. Roster	22

MEET THE BADGERS

Player Profiles	24-42
-----------------------	-------

PERSONNEL

Coach Dick Bennett	44-49
Basketball Staff	50-53
Administration	54-56

OPPONENTS

Opponent Profiles	58-64
Road Headquarters	64
'97 Big Ten Schedule	65
'97 NCAA Tourn. Info.	66

1995-96 REVIEW

Season Chronology	68-69
Results and Statistics	70-71
Individual Statistics	72
Game-by-Game Statistics ..	73-74
Miscellaneous Statistics	74
Big Ten Review	75
Game Summaries	76-86

HISTORY

Badger Almanac	88-92
'41 NCAA Champion	93
UW in the NCAA Tourn. ...	94-97
UW in the NIT	98-102
Michael Finley	103
All-Americans	104-05
Honors and Awards	106-08
All-time Letterwinners	109-11
All-time Scores	112-24
Overtime Games	125
Series Records	126-27
Scores with Opponents ...	128-33
Yearly Records	134-35
Statistical History	136-37
Badger Coaches	138

RECORDS

Badger Victories	140
Big Wins and Losses	141
Team Season Records	142
Team Game Records	143
Team Defense	144
Individual Playing Time	145
Individual Scoring	146-47
30-Point Performances	148
1,000-Point Scorers	149-55
100-Point Games	155
Individual FG Shooting ...	156-58
Individual FT Shooting	159-60
Individual Rebounding ...	161-62
Individual Assists	163
Individual Blocks	164
Individual Steals	165
Field House Records	166
Last Time	167
Attendance	168

MEDIA

Coverage Guidelines	170-71
Travel Information	171
Badgers on T.V.	172
Badgers on the Radio	173
Sports Information Staff	174
Primary Media	175
1996-97 Schedule	176

THE UNIVERSITY

The University of Wisconsin, founded in 1848, has been recognized throughout its history as one of the nation's leading institutions of higher learning. *U.S. News & World Report*, in a 1993 issue, included UW-Madison in a list of the "Best College Buys."

From the initial class of 17, the student population has grown to a current enrollment of more than 40,000 students, the seventh-largest school in the United States.

- Wisconsin is one of just 60 members of the Association of American Universities, the most prestigious organization in higher education in the United States.

- University libraries house more than 5.5 million volumes, 13th-most in the nation according to the Association of Research Libraries.

- The UW had \$372 million in research and development funds in 1994, third-most in the nation according to a National Science Foundation survey.

- According to a *Standard & Poor's* survey, Wisconsin is one of the nation's top producers of corporate executives, ranking second in undergraduate degrees.


- *U.S. News & World Report* rated the UW-Madison's sociology (graduate) department No. 1 in the nation in 1995. Additionally, the magazine ranked the following graduate programs: education (5th), social work (7th), computer science (8th), biology (9th), psychology (9th), political science (9th), history (10th), nursing (10th) and chemistry (10th). The magazine also rated the following undergraduate programs: chemical engineering (2nd) and business (7th).

- The University boasts the top-rated Department of Education in the nation according to 1990 and 1994 studies conducted at the University of Illinois.


- Throughout its history, the UW-Madison has produced 13 Nobel Prize winners, 22 Pulitzer Prize winners, 46 members of the National Academy of Sciences, 14 members of the National Academy of Engineering and two members of the National Academy of Education.

"Athletics is a connecting point among the people of Wisconsin. Win or lose, people like to talk about and reflect on sports, and they like to be part of the excitement and camaraderie that college athletics inspires. The success of Badger athletics poses our university in the national spotlight and offers the country another window through which to view our mission."

— UW Chancellor David Ward



THE UNIVERSITY



"A list of first-rate academic programs at UW-Madison would be as complete as a college catalogue elsewhere. All in all, it is a non-stop festival that students sum up as 'diverse, intellectual, fashionable and moderately hedonistic'. The UW-Madison remains one of life's gold mines for those willing to dig."

— Fiske's Guide to Colleges '94


A Commitment to Athletics and Academics at Wisconsin

Achieving national recognition in both academics and athletics is a difficult challenge for universities today. The University of Wisconsin is one of the few institutions that has earned praise for its work in the classroom and on the court.

With its admittance to the Association of American Universities (AAU), the UW-Madison has been recognized for its solid reputation in the academic world. Indeed, only 60 schools nationally are in the AAU.

Balancing the academic requirements of an outstanding institution with the demands of collegiate athletic competition is difficult. However, the University of Wisconsin has attacked the challenge and succeeded.

Inclusion in the Association of American Universities and a 15th-place finish in the Sears Directors Cup are evidence that academics and athletics do indeed mix at the University of Wisconsin-Madison.



Wisconsin is constructing a state-of-the-art learning center in the McClain Center, which will resemble this model.

MADISON

A Capital City In An Energetic University Setting

Madison is home to both the University of Wisconsin and the state capital. One of the Midwest's most vibrant communities, Madison offers an endearing quality of life to its residents and students.


The centerpiece of the city is the State Capitol. The campus is west of the Capitol and offers easy access to shopping malls, restaurants for every taste and popular night spots.

With a diverse population of nearly 200,000, Madison offers the unique combination of big-city excitement and small-town charm.

The 900-acre campus is located among gentle rolling hills and wooded areas between Lakes Mendota and Monona. Filmmakers have selected the campus as the location for films about college life; one was the 1986 summer hit *Back to School* starring Rodney Dangerfield.

One of the best loved and most visited areas of the campus is the Memorial Union Terrace, where students sit and study or socialize against a backdrop of sailboats, windsurfers and swimmers enjoying Lake Mendota.

"Madison, Wis., is not the best place to live, it's the perfect place to live," insists Donna Shalala, former UW Chancellor and now President Clinton's Secretary for Health and Human Services.



MADISON

Nation's No. 1 City

Madison is on everyone's short list for ideal places to live. Here is a sampling:

JULY '96: Madison named nation's Most Livable City by *Money* magazine.

OCT. '95: *Paddler* magazine ranks Madison among its top 10 canoe towns.

OCT. '95: *Bicycling* magazine ranks Madison fourth-best city in the U.S. and Canada for biking.

JULY '95: *Outside* magazine lists Madison as one of seven "Dream Towns" in the United States.


JULY '95: *USA Today* does a cover story in its "Life" section detailing the virtues of Madison.

JULY '95: *Swing* magazine ranks Madison first in its top 10 places to live for "generation X-ers" (20-somethings).

JUNE '95: *Zero Population Growth* ranks Madison as the healthiest city in the United States to raise children.

APRIL '95: *U.S. News & World Report* ranks Madison third-hottest city for growth.

AUGUST '94: *Midwest Living* magazine ranks Madison the best mid-size city get-away and Wisconsin the top state for vacations.




CAMPUS LIFE

Situated among gentle, rolling hills and wooded areas between Lakes Mendota and Monona is the 900-acre University of Wisconsin campus. Located in the state's capital city, Madison, the UW campus is one of the nation's most picturesque.

Two movies have been filmed on the UW-Madison campus, including the 1986 hit *Back To School*, featuring Rodney Dangerfield.

There are many famous landmarks on campus, including tree-lined Bascom Hill, North Hall (the first building on campus), Van Hise Hall (the tallest building on campus) and Picnic Point (a 129-acre peninsula). A favorite gathering spot for students is the Memorial Union and its lakeside terrace.

Wisconsin students include some of the nation's foremost scholastic achievers. The diversification of the student body and its campus life make the UW a truly special educational experience.



Bascom Hall houses the University's administrative offices.



The Memorial Union Terrace, which sits along the shore of Lake Mendota, is a favorite gathering place for UW students and Madison residents alike.

UW ATHLETICS


Wisconsin Athletics Ranks Among The Nation's Best

The Wisconsin Badgers once again demonstrated that they are one of the NCAA's top all-sports programs in 1995-96.


Boosted by an NCAA title in men's soccer, the Badgers placed 15th in the Sears Director's Cup, which recognizes all-around excellence.

The school claimed Big Ten titles in men's soccer, cross country, indoor and outdoor track and women's cross country, tennis and outdoor track.

Wisconsin's all-sports program ranked second in the Big Ten after winning a school-record seven league team titles.



The 1995 NCAA men's soccer champions.



Sport	Big Ten	NCAA
M-Crew	—	—
W-Crew	—	—
M-Cross Country	1st	14th
W-Cross Country	1st	10th
M-Basketball	8th	—
W-Basketball	3rd	17th
Football	17th	—
M-Golf	2nd	—
W-Golf	10th	—
Hockey	6th	—
M-Soccer	1st	1st
W-Soccer	2nd	18th
M-Swimming	10th	—
W-Swimming	2nd	21st
M-Tennis	10th	—
W-Tennis	1st	19th
M-Track (in)	1st	12th
W-Track (in)	2nd	9th
M-Track (out)	1st	6th
W-Track (out)	1st	11th
Volleyball	7th	—
Wrestling	8th	18th



THE FIELD HOUSE



The Wisconsin Field House has been the home of the Badgers since 1930. The building was a project of former athletic director George Little when he arrived at Wisconsin-Madison in 1925.

In 1927, Little proposed to the athletic council and regents the plan under which the Field House was to be constructed. This proposal met the approval of the board after two previous attempts had failed.

The original layout included a \$650,000 building to house both an indoor training facility for intercollegiate teams and the required program of physical education. The portion to be used for intercollegiate athletics was estimated at \$385,000.

The intercollegiate section of the facility housed the men's and women's basketball teams and the wrestling squad. Its construction cost approximately \$434,000. The first game played in the Field House was on Dec. 13, 1930, when the Badger men's team posted a 17-14 win over Carroll College. The official dedication game followed on Dec. 18, when Wisconsin downed Pennsylvania, 25-12.

The structure remains a part of Camp Randall Stadium, situated on the south end of the field, with stands built against its north wall. The Field House originally contained a basketball floor with a seating capacity of 12,000, a complete track facility, and room

for indoor football and baseball training.

The football, track and field, and baseball teams moved to the Camp Randall Memorial Sports Center, better known as "the Shell," upon its completion in 1956.

In April of 1976, the state Building Commission approved \$718,000 for the renovation of the Field House. The project was aimed at improving the seating facility and allowing for other activities to be held in the building.

Permanent bleachers were added to the north, south and west sides of the court, with portable seats and a stage area on the east side. This effort brought the seating capacity to 11,500. New locker rooms and a training facility were constructed under the west stands and the existing locker rooms were renovated.

A new lighting system was added in 1977, along with an improved sound system. A state-of-the-art scoreboard was installed prior to the 1991-92 season.

In addition to serving as the home for the UW men's and women's basketball, wrestling and volleyball teams, the Field House is the site of the WIAA boys' and girls' state basketball tournaments, the WIAA state wrestling tournament, concerts, graduation ceremonies and numerous other events.

THE FIELD HOUSE



Directions to the Field House

From the Dane County Regional Airport — Exit airport via International Lane to Packers Avenue (Hwy. 113). Turn left on Packers Avenue, which changes to Pennsylvania Avenue, Johnson Street, Gorham Street and then University Avenue. Stay on University Avenue through campus until Randall Avenue (look for Milan's Sub Shop and McDonald's on the left side of University). Turn left on Randall Avenue. Go approximately three blocks until Randall forks. Take the right fork (Monroe Street). The Field House is located on the right side on Monroe Street.

From south and I-90 (from Chicago) — Take I-90 to the Madison beltline (Highway 12/

18). West on the beltline to Park Street (Hwy. 151). Exit right (north). Take Park Street to Regent Street. Turn left on Regent Street, then approximately six blocks to the Field House.

From east and I-94 (from Milwaukee) — Take I-94 to Highway 30 West. Take Highway 30 to its end at Highway 113 South. Turn left onto 113 South, which becomes Packers/Pennsylvania Avenue. Continue on Packers/Pennsylvania Avenue, which changes to Johnson Street, Gorham Street (one way) and then University Avenue. Stay on University Avenue through campus until Randall Avenue (look for Milan's Sub Shop and McDonald's on the

left side of University). Turn left on Randall Avenue. Go approximately three blocks until Randall forks. Take the right fork (Monroe Street). The Field House is located on the right side on Monroe Street.

From west and I-90/94 (from Minneapolis) — Take I-90/94 to Highway 151 South (East Washington Avenue). Continue on East Washington Avenue to State Capitol building. Turn right on Webster Street and complete half a square around the Capitol (Webster to Dayton to Fairchild). Turn right on West Washington Avenue. Follow West Washington to Regent Street. Turn right onto Regent Street. Follow Regent to the Field House.

THE KOHL CENTER

Kohl Center Facts and Figures

PRIME BENEFACTORS

The building will be named for U.S. Sen. Herb Kohl (D-Wisconsin), a 1956 graduate of the UW-Madison, who donated \$25 million to the project. Kohl's gift is the single largest private donation in University history. Kohl earned his Bachelor of Science degree in American Institutions from Wisconsin-Madison.

Former all-Big Ten basketball player Albert "Ab" Nicholas and his wife, Nancy Johnson Nicholas, pledged \$10 million toward the project. For their generosity, the facility's practice gymnasium will be named the Nicholas-Johnson Pavilion and Plaza. Nicholas received his B.S. and M.B.A. degrees from the UW-Madison.

Another financial boost to the project came in the form of a \$2.5 million gift from the Kellner family — Jack F. and his sons, Ted and Jack W. — of Milwaukee. All three Kellners received degrees from the University of Wisconsin-Madison.

COST OF CONSTRUCTION


\$72 million with \$45 million coming from private gifts and \$27 million in state program revenue bonds, which will be repaid with proceeds from operation of Kohl Center by the Athletic Department. There will be no taxpayer or university funding involved in the construction or operation of the Kohl Center.

PROJECTED OPENING

January of 1998 for men's and women's basketball.

EVENTS TO BE STAGED

Wisconsin men's and women's basketball, UW-Madison commencements, WIAA state high school tournaments (boys' and girls' basketball and wrestling), musical concerts, summer sports camps and clinics and special events. The building is being designed to accommodate Wisconsin hockey at a future date. The year for the hockey team's move to the Kohl Center has not been determined yet.



Sen. Herb Kohl, a 1956 graduate of UW-Madison and owner of the Milwaukee Bucks.

CAPACITY

The Kohl Center will seat 16,500 for basketball. That figure includes 7,500 seats in the lower seating bowl and 4,500 in each of the two balconies. The unique design of the Kohl Center (with two overhanging balconies) guarantees that all fans will be close to the playing floor with excellent site lines. The facility is expected to seat approximately 11,000 for hockey.

ARCHITECTURAL DESIGNERS

H.O.K. of Kansas City and Venture Architects of Milwaukee. H.O.K. worked on Camden Yards (Baltimore), Coors Field (Denver), United Center (Chicago) and Anaheim Arena (Anaheim). Venture Architects was involved with the Bradley Center (Milwaukee).


GENERAL CONTRACTOR

Oscar J. Boldt of Milwaukee and Appleton, Wis.


CONSTRUCTION MANAGEMENT

The Hammes Corporation of Milwaukee.


THE KOHL CENTER



Artists' rendition of the Kohl Center



Badger head coach Dick Bennett visits with Sen. Herb Kohl at the Kohl Center groundbreaking ceremony in September.



Wisconsin Governor Tommy Thompson spoke at the Kohl Center groundbreaking ceremony.

SPORTS MEDICINE

The Wisconsin Sports Medicine program features state-of-the-art facilities and the outstanding services of leading sports medicine and health care professionals.

Headquartered in the McClain Center, the department also maintains facilities at Camp Randall Stadium, the UW Field House, the Natatorium, the Nielsen Tennis Stadium and the Dane County Coliseum.

SERVICES

The Sports Medicine program focuses on injury prevention. Staff members utilize Cybex strength-testing devices, provide dietary analyses, measure physiological capacity and outline programs to improve flexibility. Should injury occur, athletes are seen immediately by team physicians from the UW Hospitals and Clinics.

The UW is one of a handful of schools with an on-site X-ray machine, enabling physicians to quickly and thoroughly evaluate injuries and prescribe treatment and rehabilitation. Daily orthopedic and urgent care clinics plus counseling and nutrition services are available by appointment.

Athletic trainers and physicians work together to design rehabilitation programs for injured athletes. A wide variety of facilities and equipment, including a rehabilitation swimming pool, Cybex equipment, the Impulse Inertial Exercise System, Stairmasters and Fitron Bicycles, help athletes rehabilitate injuries and minimize the loss of general fitness during recuperative time.

PROFESSIONAL STAFF

Dennis Helwig, a 1974 UW graduate, supervises the UW Sports Medicine Program. Now in his 22nd year as a staff certified athletic trainer, Helwig is assisted by six athletic trainers, one physical therapist, three graduate assistant trainers and 30 student trainers. Team physician coverage is headed by Dr. Ben Graf, medical director of the UW Sports Medicine Center. Dr. Greg Landry, a staff physician for the UW Hospital Sports Medicine and Fitness Center, serves as head of primary care for UW athletic teams. Team physicians Dr. John Orwin, Dr. David Bernhardt and Dr. Tom Best round out the medical staff.




A staff of eight full-time N.A.T.A certified athletic trainers supervises the day-to-day care, prevention and treatment of injuries for Wisconsin student-athletes. From left to right: Jan Helwig, Chuck Hart, Mike Johnson, Henry Perez-Guerra, Barb Pearson, Andy Winterstein and Dennis Helwig. (Not pictured: Heidi Stettler)

CONDITIONING

The Wisconsin strength and conditioning program is a sophisticated blend of science, technology and one-on-one attention to each athlete. Throughout the year, UW athletes spend more time working on strength and conditioning than any other aspect of their game. During the off-season, athletes work on strength improvement, speed, power, agility and conditioning. The in-season program is devoted to continuation of strength gains and performance-related conditioning.

Each year when freshmen arrive, baseline measures of strength, speed, power, agility, flexibility and endurance are collected. Measures of body composition, weight and frame-size are also recorded. With this information, goals are set for development and maintenance. Programs are established for each basketball player by strength and conditioning coach Scott Hettenbach, who also coordinates the sports nutrition program. The program assists athletes in meeting their nutritional demands and body composition goals.



Among the conditioning facilities available to Wisconsin student-athletes is a state-of-the-art weight training room in the McClain Center.

BADGER CONDITIONING GAINS

Under the direction of strength and conditioning coach Scott Hettenbach, the Badger basketball team continues to make significant improvements in its conditioning program. Below is a sampling of gains made by six players over the past year.


Player	Body Wt.	Body Comp. %	Bench Press	Vertical Jump	Best Mile
Hennssy Auriantal	173/188	10.1/9.8	200/230	29.25/30	5:32.45
Booker Coleman	222/225	11.92/13.13	225/280	28/31.5	5:46.28
Sean Daugherty	222/230	18.82/12.68	225/270	21/26	6:10.50
Duany Duany	167/190	9.95/10.56	210/255	31/32	NT
Paul Grant	229/235	11.77/10.86	265/305	28.5/30	5:49.30
Sam Okey	222/238	12.23/10.41	265/305	27.75/31	5:49.88

THE BIG TEN

From its beginning more than 100 years ago, the Big Ten Conference continues to be recognized as one of the premier athletic leagues in the nation. In a time when consistent excellence is difficult to maintain, the Big Ten continues to be a showcase for the finest achievements in athletics and academics.

SUCCESS ON THE COURT

The Big Ten is arguably the premier basketball conference in America. The league regularly sends five or six teams to the NCAA Tournament. Big Ten schools have won nine NCAA titles and lead the nation with 33 Final Four appearances. Included among those nine championships is Wisconsin's 1941 title.




NATION'S ATTENDANCE LEADER

Big Ten men's basketball has enjoyed unprecedented popularity through the years. Crowd sizes every season justify this assertion. The Big Ten has been the conference leader in attendance every year since 1977 and retained its place last season by averaging 12,769 fans per game.


CONFERENCE LEADERSHIP

The Big Ten has long been recognized for its athletics, but more importantly is dedicated to the academic well-being of its participants. The league has long pushed for higher standards for student-athletes. With its founding principles still serving as the guiding force, the Big Ten will continue to be a national leader.




The excitement and pageantry of Big Ten basketball is unmatched anywhere else in America.

THE BIG TEN



Sean Daugherty's buzzer-beating jumper gave the Badgers a 54-52 win over No. 16 Penn State last season. Big Ten basketball provides fans moments like these night after night.

Wisconsin's nationally recognized band is a fixture at all Badger home games and helps provide fans and players a college basketball atmosphere like no other.



1995-96 Attendance

BIG TEN	12,769
Atlantic Coast	11,334
Southeastern	11,332
Big East	10,219
Conference USA	10,012

NCAA Championships

Pac-10	14
BIG TEN	9
Atlantic Coast	7
Southeastern	7
Missouri Valley	4

Final Fours

BIG TEN	33
Atlantic Coast	28
Pac-10	27
Big Eight	20
Southeastern	19

UW ALUMNI

University of Wisconsin-Madison alumni can be found in every facet of life, including arts, business, government, communications and sports. Here's a sampling:

ARTS

Mason Adams, Emmy Award-winning actor on "Lou Grant;" **Joan Cusack**, actress in "Working Girl;" **Thomas Miller**, writer of "Happy Days" and "Laverne and Shirley;" **Joyce Carol Oates**, novelist; **Daniel Travanti**, Emmy Award winning actor on "Hill Street Blues;" **David and Jerry Zucker**, producers of "Airplane," "Naked Gun" and "Ruthless People"

BUSINESS

Susan Davis, CEO of Susan Davis Companies; **Norman Dean**, president of Hills Brothers Coffee; **Robert Froehlke**, CEO of IDS Mutual Fund Group; **Lee Raymond**, chairman of Exxon

GOVERNMENT

Gov. Tommy Thompson (Wisconsin); **Sen. Herb Kohl** (Wisconsin); **Sen. Russ Feingold** (Wisconsin); **Sen. Charles Robb** (Virginia); **Mayor John Norquist** (Milwaukee); **Mayor Paul Soglin** (Madison)

JOURNALISM

Jeff Greenfield, news analyst of ABC Nightline; **Steven Bornstein**, President of ESPN & ABC Sports; **Rudy Martzke**, sports columnist of *USA Today*; **Len Shapiro**, sports reporter of *The Washington Post*

SPORTS


Jim Carey (Capitals), **Chris Chelios** (Blackhawks), **Michael Finley** (Suns), **Suzy Favor** (U.S. Olympian); **Paul Gruber** (Buccaneers), **D. Wayne Lukas** (horse trainer), **Paul Quantrill** (Blue Jays); **Mike Richter** (Rangers), **Bud Selig** (Baseball Commissioner), **Judith Sweet** (former president of the NCAA); **Troy Vincent** (Dolphins)



Steve Bornstein, President of ESPN and ABC Sports




Bud Selig, owner of the Milwaukee Brewers



New York Rangers goaltender Mike Richter backstopped the United States to the 1996 World Cup of Hockey title.

1996-97 OUTLOOK



Season Preview

Mental toughness isn't the only ingredient necessary for success on the basketball court, but for Coach Dick Bennett's second Wisconsin squad it will be the top priority. And that will mean three things for the Badgers.

Intelligence.

Good decision making.

Poise.

If the Badgers are to improve their level of play, as well as their 17-15 (8-10 in the Big Ten) mark of a year ago, they will have to continue to build upon the intangibles that helped take them all the way to the second round of the 1996 NIT.

"I see the need to first get people to play really hard so they can be competitive that way," Bennett says. "I think we established that last season and that kept us in a lot of games.

"But if the experience those kids gained last year helps them in any area, I hope it is in the ability to make good decisions and play smart basketball.


"I expect them to play just as hard, but also to be a shade more under control, a bit more poised and a little more intelligent in their decision making. That will be the key to our season."

Wisconsin's 1996-97 edition will feature eight returning letterwinners, including four players with starting experience. That group will be joined by a senior transfer, a junior college transfer, a junior transfer, a redshirt freshman and a walk-on transfer.

POINT GUARD

The Badgers figure to be well-stocked at the point in 1996-97 after enduring a number of unexpected hardships at that position a year ago.

Wisconsin entered last season



Hennssy Auriantal (above) and Sean Mason figure prominently into Wisconsin's backcourt plans in 1996-97.

with its most experienced player — Darnell Hoskins — in the starting role. Hoskins transferred, however, just nine games into the season, leaving the ball-handling duties in the hands of Sean Mason. When Mason went down with a season-ending injury in the Big Ten opener against Michigan, the baton was passed to true freshman Hennssy Auriantal, who became a crowd favorite with his all-out intensity and defensive abilities.

This season, Auriantal, who is also capable of playing the off guard, will be joined by junior college transfer Ty Calderwood, and Mason, who is expected to enter his junior season fully recovered from his injury of a year ago.

"Those three are capable of handling the ball out top or penetrating the lane and each has college experience," Bennett says. "I feel better going into this season knowing we have three guys who can handle it out front."

Calderwood, a 6-0, 175-pound product of Joliet, Ill., will join the Badgers after two

seasons on the junior college level. He averaged 12.9 points, 8.3 assists and 3.0 steals per game last season, while leading Palm Beach (Fla.) Community College to a 28-6 record.

"Ty is what we need," Bennett said. "He is a tough, complete point guard."

Auriantal, one of the Big Ten's best on-the-ball defenders, played in a school record-tying 32 games as a freshman. He led the Badgers with a school freshman record 43 steals and earned the team's Badger Award for exemplifying humility, passion, unity, servanthood and thankfulness, both on and off the court.

"After everyone else went down or left, Hennssy was pretty much the only one left to handle the basketball, so he had valuable experience handling it, taking big shots and defending other point guards," Bennett says.

Mason, who can also play the off guard, is expected to return for his junior season at 100 percent after his injury of a year ago. He is the Badgers' best

backcourt penetrator and, at the time of his injury, was averaging 8.6 points and shooting 85 percent from the free throw line.

Junior David Burkemper, a walk-on who saw limited action last season, lends depth at the point.

OFF GUARD

Wisconsin's outlook at the off guard spot is as solid as it is at the point. Auriantal and Mason can play both positions and they will be joined by redshirt freshman Duany Duany, walk-on sophomore Mike Kosolcharoen and walk-on junior transfer Adam Shafer.

Duany broke a bone in his right foot just three games into his first year and was lost for the season.

"Duany is an excellent shooter with some size and he has added some bulk to his frame," Bennett says. "What he needs, of course, is experience."


Kosolcharoen joined the Badgers as a walk-on last fall. His intense, competitive style of play allowed him to see some action as a freshman, but Bennett feels he will take on an increased role in 1996-97.

"I think Mike is going to play significant minutes this year," Bennett says of Kosolcharoen, who represented the Badgers as a member of the Big Ten's touring all-star team over the summer. "He is a fine competitor, can shoot it, will defend and knows how to move without the basketball."

Shafer, who came to Wisconsin from Villanova last January, will not be eligible until the second semester.

BACKCOURT OVERVIEW

Wisconsin should have all-around solid guard play in 1996-



Sam Okey

Dave Shika

97. The Badgers have capable ball-handlers, shooters, penetrators and defenders. And Bennett will have a good deal of flexibility because of the varied talents of his guards.

"The best ball-handler probably is going to be Calderwood because he has played point guard all his life," Bennett says. "The best penetrator is Mason. The best defender is Auriantal and the best shooter is probably Duany. If we can find ways to use those individual strengths, I think we could put a pretty good guard tandem on the floor."

SMALL FORWARD

The Badgers will have the potential to put a sizeable front line on the floor — but probably only under one condition. Wisconsin will need 1996 Big

Ten Freshman of the Year Sam Okey to play small forward.

"One of the keys this year will be whether we can play big for significant minutes," Bennett says. "The key to that, of course, is the ability of Sam Okey to play in the three spot. If he can play there, it will really take the pressure off our backcourt."

Okey enjoyed a fine rookie season. He became the first player in Big Ten history to lead his team in scoring, rebounding, assists and blocked shots and just the ninth player in league history to register 400 points, 200 rebounds and 100 assists. He also set the school record for starts in a season with 32.

If Okey does not play small forward, he will move inside to the four spot, likely leaving the Badgers with a smaller lineup that would have three guards. Walk-on Matt Quest is a possible back-up at small forward.

POWER FORWARD

With Okey at small forward, junior Sean Daugherty would likely inhabit the power forward position.

Daugherty, the team's second-leading rebounder and third-leading scorer last year, played in a school record-tying 32 games as a sophomore. The Badgers were 6-0 in games in which he reached double figures in rebounds and his game-winning jumper at the buzzer against Penn State effectively put the UW into the NIT. He has worked on adding strength to his 6-10 frame.

"Sean has trimmed down his weight a bit, which we felt he needed to do," Bennett says. "He will continue to work on his strength development."

Juniors Booker Coleman and Brian Vraney, along with Quest, would most likely figure into

backup roles at power forward, although Coleman could also see time at center.

CENTER

The Badgers will only have him for one year, but Wisconsin will feature a 7-0 center in senior Paul Grant, who sat out last season after transferring from Boston College.

He will go a long way toward helping the Badgers offensively and on the glass. The physical Grant is a rugged rebounder, legitimate shot-blocker and low-post threat.

Coleman should also lend support at the five spot.

FRONTCOURT OVERVIEW

If Okey is able to give Bennett what he is looking for at small forward, the Badgers would have the makings of a strong front line.

"Grant, Daugherty and Okey would give us a big front line," Bennett says. "Each of them has a pretty good set of hands, is reasonably skilled and pretty smart. That is the way I would like to go."

If Okey does not play the three spot, the Badgers will likely feature a smaller lineup.

"I'm inclined to say that if Sam can't play the three, we'll have to go with a third guard," Bennett says.

OVERALL STRENGTHS AND WEAKNESSES


Wisconsin should be an improved offensive team. The Badgers should be a better rebounding team, as well. Ironically (because of Bennett's reputation for fielding excellent defensive teams), the Badgers' "weakest" point may be at the defensive end of the floor.

Offensively, Wisconsin will be without injured wing player Mosezell Peterson, who was the Badgers' second-leading scorer last year. He suffered a serious knee injury in the NIT opener against Manhattan and will redshirt in 1996-97. Bennett, however, feels the Badgers can overcome the loss of Peterson and put a better offensive team on the floor.

"In spite of the loss of Mosezell, the addition of Grant and Calderwood and the return of Duany and Mason, will make us a better offensive team," Bennett says. "We should be a better rebounding team, particularly if we play big."

The primary area of concern is on defense.

"Our kids don't realize it, but we lost a good defender in Shawn Carlin and we lost a great inside defender in Osita Nwachukwu," Bennett says. "Osita made it possible for us to win a lot of games because of his defensive intensity. I don't see anyone on our roster who works as hard defensively as he did. So, we need to be better offensively because I'm not sure we are going to be as good defensively."



Dave Silka

Sean Daugherty, the Badgers' second-leading rebounder and third-leading scorer a year ago, is Wisconsin's most experienced player with 58 games under his belt.

THE SCHEDULE

In addition to the always-difficult, 18-game Big Ten schedule, Wisconsin will tackle a nine-game non-conference slate that will include four teams who participated in postseason tournaments in 1996. The regular season begins against Memphis at the Capital City Shootout in Ottawa, Canada, on Nov. 23.

The Badgers will not play at Michigan and will not host Ohio State in 1996-97.

Rosters

Alphabetical

No.	Name	Pos.	Ht.	Wt.	Cl./El.	Hometown (High School/Last School)
5	Hennssy Auriantal*	G	6-1	190	So./So.	Montreal, Quebec (Dawson College)
25	David Burkemper*	G	6-1	205	Jr./Jr.	Hubertus, WI (Marquette High)
12	Ty Calderwood	G	6-0	175	Jr./Jr.	Joliet, IL (Joliet Township/Palm Beach CC)
41	Booker Coleman**	F/C	6-9	230	Jr./Jr.	Erie, PA (Cathedral Prep)
52	Sean Daugherty**	F/C	6-10	230	Jr./Jr.	Vincennes, IN (Lincoln)
3	Duany Duany	F/G	6-4	190	So./Fr.	Bloomington, IN (North)
40	Paul Grant	C	7-0	245	Sr./Sr.	W. Bloomfield, MI (Brother Rice/Boston Coll.)
23	Mike Kosolcharoen*	G	6-1	195	So./So.	Adams, WI (Adams-Friendship)
22	Sean Mason**	G	6-2	175	Jr./Jr.	Olympia Fields, IL (Rich Central)
4	Sam Okey*	F	6-7	240	So./So.	Cassville, WI (HS)
42	Matt Quest	F	6-6	220	Jr./So.	Watertown, WI (HS)
13	#Mosezell Peterson**	G/F	6-4	200	Jr./Jr.	Louisville, KY (Ballard)
32	Adam Shafer	G/F	6-4	180	Jr./Jr.	Downers Grove, IL (South/Villanova)
33	Brian Vraney**	F	6-6	240	Jr./Jr.	Valders, WI (HS)

Numerical

No.	Name	Pos.	Ht.	Wt.	Cl./El.	Hometown (High School/Last School)
3	Duany Duany	F/G	6-4	190	So./Fr.	Bloomington, IN (North)
4	Sam Okey*	F	6-7	240	So./So.	Cassville, WI (HS)
5	Hennssy Auriantal*	G	6-1	190	So./So.	Montreal, Quebec (Dawson College)
12	Ty Calderwood	G	6-0	175	Jr./Jr.	Joliet, IL (Joliet Township/Palm Beach CC)
13	#Mosezell Peterson**	G/F	6-4	200	Jr./Jr.	Louisville, KY (Ballard)
22	Sean Mason**	G	6-2	175	Jr./Jr.	Olympia Fields, IL (Rich Central)
23	Mike Kosolcharoen*	G	6-1	195	So./So.	Adams, WI (Adams-Friendship)
25	David Burkemper*	G	6-1	205	Jr./Jr.	Hubertus, WI (Marquette High)
32	Adam Shafer	G/F	6-4	180	Jr./Jr.	Downers Grove, IL (South/Villanova)
33	Brian Vraney**	F	6-6	240	Jr./Jr.	Valders, WI (HS)
40	Paul Grant	C	7-0	245	Sr./Sr.	W. Bloomfield, MI (Brother Rice/Boston Coll.)
41	Booker Coleman**	F/C	6-9	230	Jr./Jr.	Erie, PA (Cathedral Prep)
42	Matt Quest	F	6-6	220	Jr./So.	Watertown, WI (HS)
52	Sean Daugherty**	F/C	6-10	230	Jr./Jr.	Vincennes, IN (Lincoln)

* Letters won


#Will redshirt in 1996-97

Pronunciation Guide

Hennssy Auriantal (HEN-see ori-EN-tal)
 Sean Daugherty (DORR-uh-tee)
 Duany Duany (DWAY-nee)


Mike Kosolcharoen (ko-sole-SHARE-on)
 Mosezell Peterson (mo-ZELL)
 Brian Vraney (VRAY-nee)

Radio/T.V. Roster




3

**Duany
DUANY**
Freshman
F/G, 6-4, 190
Bloomington, IN



4

**Sam
OKEY**
Sophomore
F, 6-7, 240
Cassville, WI




5

**Hennssy
AURIANTAL**
Sophomore
G, 6-1, 190
Montreal, QUE




12

**Ty
CALDERWOOD**
Junior
G, 6-0, 175
Joliet, IL



13

**Mosezell
PETERSON**
Junior
G/F, 6-4, 200
Louisville, KY




22

**Sean
MASON**
Junior
G, 6-2, 175
Olympia Fields, IL



23

**Mike
KOSOLCHAROEN**
Sophomore
G, 6-1, 195
Adams, WI




25

**David
BURKEMPER**
Junior
G, 6-1, 205
Hubertus, WI




32

**Adam
SHAFER**
Junior
G/F, 6-4, 180
Downers Grove, IL




33

**Brian
VRANEY**
Junior
F, 6-6, 240
Valders, WI




40

**Paul
GRANT**
Senior
C, 7-0, 245
W. Bloomfield, MI



41

**Booker
COLEMAN**
Junior
F/C, 6-9, 230
Erie, PA



42


**Matt
QUEST**
Sophomore
F, 6-6, 220
Watertown, WI



52

**Sean
DAUGHERTY**
Junior
F/C, 6-10, 230
Vincennes, IN

MEET THE BADGERS




Dina Shukla

Hennssy Auriantal*

5

Sophomore, Guard, 6-1, 190, Montreal, Quebec (Dawson College)



1995-96 (FRESHMAN)

Winner of Badger Award for exemplifying humility, passion, unity, servanthood and thankfulness, both on and off the court ... played in school record-tying 32 games, including 21 starts ... one of three Badgers (Sam Okey and Sean Daugherty were the others) to play in every

game ... led team in steals with school freshman-record 43, which ranked in a tie for 10th place on Wisconsin's single-season list ... led team in three-point field goal shooting (.398) ... made 14 of 16 (.875) free throw attempts in last three minutes of games decided by 10 points or less and overtime ... career-high 19 points in first start at Providence ... career-high five steals vs. UW-Milwaukee ... brilliant defensive effort vs. Marquette frustrated Golden Eagles star Aaron Hutchins into a 3-for-17 field goal shooting performance ... had 14 points and four steals in 19 minutes in upset win over No. 11 Iowa ... sent Jan. 24 Minnesota game into overtime with three-pointer with 37 seconds left in regulation ... hit game-winning jumper with seven seconds left at Illinois ... held Illini star Kiwane Garris to two points on 1-for-11 field goal shooting ... scored 18 points in win over Ohio State, including 12 of UW's last 15 points ... outstanding performance in NIT win over Manhattan (registered 15 points and four steals, while holding Jasper guard Tarik Thacker to two points and forcing him into six turnovers).

HIGH SCHOOL

Played at Dawson College, a Canadian prep school ... first-team all-Canada choice (includes players up to age 24) and first-team all-league selection as a senior ... first-team all-star in five tournaments in which he participated ... league's leading scorer with 26.7 points per game ... paced loop in assists with 6.0 per outing ... averaged five steals and three rebounds ... two-time team MVP at Dawson ... named Canadian Collegiate Athletic Association Student-Athlete of the Month for February of 1995, an honor that encompassed all high school and college players in Canada ... also played baseball.

PERSONAL

Born July 6, 1975, in Montreal, Que. ... parents are Emilie Louissaint and Rodolphe Auriantal ... brother, Ralph, is a junior on the basketball team at St. Francis College in Brooklyn Hts., N.Y. ... a kinesiology major.

LOCK-UP ARTIST

Intense, hard-nosed defense was a key to Wisconsin's success in 1995-96 and guard Hennssy Auriantal often led the charge. In his first season, Auriantal proved to be one of the Big Ten's best on-the-ball defenders, "locking up" opposing backcourt stars on a number of occasions. Below are a few of Auriantal's top defensive efforts.

Opponent	Min.	FG-FGA	TO	Pts.
Bryce Drew, Valparaiso	37	7-17	7	21
Aaron Hutchins, Marquette	40	3-17	3	8
Kiwane Garris, Illinois	29	1-11	0	2
Tarik Thacker, Manhattan	36	1-7	6	2

Ask Auriantal . . .

After graduation, I'd like to: be a teacher.
 My dream vacation would be to: Japan.
 I can't imagine living without: a Walkman.
 My advice to young basketball players is: follow your dreams.
 My favorite food is: lasagna.
 When I played basketball as a kid, I pretended I was: Isiah Thomas.
 The best book I've ever read is: The Firm.
 If I were President of the United States, I would: change the world.
 My favorite spot on campus is: the Union.
 If I was head coach for a day I would: make sure everyone is enjoying themselves.
 My pregame ritual is: listening to music.
 If I were starting on an NBA all-star team, the other four starters would be: Michael Jordan, Anfernee Hardaway, Alonzo Mourning and Shaquille O'Neal.



Auriantal vs. '96-97 Foes

Opponent	GP	FG-FGA	Pct.	FT-FTA	Pct.	Reb-Avg.	AS	TO	BS	ST	Avg. Pts.
Ball State	N/A										
Brown	N/A										
Illinois	1	2-4	.500	0-0	.000	4-4.0	2	2	0	0	4.0
Indiana	2	2-11	.182	5-6	.833	6-3.0	5	4	0	2	5.0
Iowa	2	6-12	.500	3-5	.600	3-1.5	4	7	0	4	8.0
Marquette	1	4-5	.800	3-5	.600	2-2.0	2	3	0	0	11.0
Memphis	N/A										
Michigan	2	7-16	.438	2-3	.667	7-3.5	4	5	0	0	8.5
Michigan St.	2	6-16	.375	5-8	.625	7-3.5	5	2	0	2	9.5
Minnesota	2	3-11	.273	4-4	1.000	5-2.5	7	3	0	2	6.0
UNC-Wilm.	N/A										
Northwestern	2	7-13	.538	1-2	.500	6-3.0	3	7	0	0	9.5
Ohio State	2	6-11	.545	12-19	.632	5-2.5	4	7	0	4	12.5
Penn State	2	6-17	.353	0-0	.000	3-1.5	4	3	1	1	8.0
Providence	1	7-12	.583	2-2	1.000	3-3.0	1	2	0	2	19.0
Purdue	1	1-11	.091	4-4	1.000	4-4.0	1	3	0	1	6.0
St. Bona.	1	5-6	.833	2-2	1.000	1-1.0	0	3	0	2	15.0
Temple	1	1-1	1.000	0-0	.000	0-0.0	2	4	0	1	3.0
UW-Milw.	1	6-7	.857	1-1	1.000	2-2.0	2	0	0	5	15.0

AURIANTAL'S CAREER HIGHS

Minutes: 37, three times; MR vs. Ohio State (2/10/96)
 FG Made: 7 at Providence (12/11/95)
 FG Att.: 13 vs. Illinois State (3/18/96)
 3-Point FG: 4 vs. Valparaiso (12/14/95)
 3-Point FGA: 6, twice; MR vs. Penn State (3/6/96)
 Free Throws Made: 9 vs. Ohio State (2/10/96)
 Free Throws Att.: 13 vs. Ohio State (2/10/96)
 Rebounds: 5, three times; MR vs. Illinois St. (3/18/96)
 Assists: 5 vs. Eastern Illinois (12/28/95)
 Blocks: 1 at Penn State (1/7/96)
 Steals: 5 vs. UW-Milwaukee (12/23/95)
 Points: 19 at Providence (12/11/95)

Auriantal's Career Statistics


Overall	Year	G-GS	MIN	FG-FGA	PCT	3P-3PA	PCT	FT-FTA	PCT	REB	AVG	PF-D	AT	TO	BK	ST	PTS	AVG
	95-96	32-21	904-28.3	96-213	.451	35-88	.398	50-76	.658	76	2.4	71-1	67	77	1	43	277	8.7
	Totals	32-21	904-28.3	96-213	.451	35-88	.398	50-76	.658	76	2.4	71-1	67	77	1	43	277	8.7

Big Ten Games Only	Year	G-GS	MIN	FG-FGA	PCT	3P-3PA	PCT	FT-FTA	PCT	REB	AVG	PF-D	AT	TO	BK	ST	PTS	AVG
	95-96	18-14	562-31.2	46-122	.377	16-54	.296	36-51	.706	50	2.8	51-1	39	43	1	16	144	8.0
	Totals	18-14	562-31.2	46-122	.377	16-54	.296	36-51	.706	50	2.8	51-1	39	43	1	16	144	8.0

Booker Coleman**

41

Junior, Forward/Center, 6-9, 230, Erie, PA (Cathedral Prep)



1995-96 (SOPHOMORE)

Played in 25 games ... made only career start in season opener vs. Villanova when he replaced injured Sean Daugherty ... second on team in blocked shots with 18 ... scored career-high four points on four occasions ... notched four points, six rebounds and career-high four blocked shots vs.

Eastern Illinois ... career-high seven rebounds in upset win over No. 11 Iowa ... blocked two shots in six minutes in NIT win over Manhattan.

SUMMER OF 1995

Member of American all-star team, coached by St. Bonaventure assistant coach Rob Lanier, which toured Germany in early June ... also played for Big Ten All-Star squad that compiled 7-0 record against Japanese college all-star teams and U.S. Military teams in Japan in June ... averaged 7.7 points and 6.4 rebounds per game ... had nine or more rebounds in four of the games, including 15-point, 11-rebound performance in first game.

1994-95 (FRESHMAN)

Saw action in 10 games, accumulating 25 minutes of playing time ... most extensive playing time was six minutes at Eastern Michigan ... averaged 0.6 points and 0.8 rebounds per game ... scored two points vs. UW-Milwaukee and at Michigan State ... grabbed season-high four rebounds in season-opener vs. Wright State.

HIGH SCHOOL

First-team all-state as a senior ... averaged 17.3 points, 10.0 rebounds and 3.2 blocked shots in helping Cathedral Prep to 24-7 record, the Erie Metro League championship and a second-place finish in Class 4A state tournament ... named to four all-tournament teams during the season, including two MVP honors ... averaged 10.2 points as a junior, when Ramblers posted 21-7 mark and won state title ... first-team all-league as a junior ... averaged 10.6 points and 7.8 rebounds in his three years of varsity action.

PERSONAL

First Badger from Pennsylvania since Drexel Hill native Dan Hastings (1978-81) ... born July 22, 1976, in Lexington, Ky. ... parents are Booker and Doris Coleman ... an international relations major.

BOOKER'S BLOCKS

Junior forward Booker Coleman averaged 8.6 minutes per game last season and made the most of that time, especially at the defensive end where he finished second on the team in blocked shots with 18. Two of his best performances included a career-high four rejections in 15 minutes vs. Eastern Illinois and three blocks in 17 minutes against UW-Milwaukee. He also knocked away two Manhattan field goal attempts in a brief six-minute stint in the first-round NIT contest.

Ask Coleman . . .

If I played another sport at Wisconsin it would be: football.

My favorite food is: anything Italian.

If I were president of the United States, I would: spread the spirit of altruistic behavior.

Superstitions: never leave on a missed shot.

If I could have lunch with anyone in history, I would choose: Frederick Douglass.

If I could change one thing about college basketball, it would be: the time commitment.


If I could take part in any historical event, it would be: the Civil Rights Movement.

My favorite spot on campus is: College Library.

My advice to young basketball players would be: take advantage of every second.

My favorite pregame ritual is: listening to music.

I can't imagine living without: my music (CDs).



Dave Situka photo

Coleman vs. '96-97 Foes

Opponent	GP	FG-FGA	Pct.	FT-FTA	Pct.	Reb-Avg.	AS	TO	BS	ST	Avg. Pts.
Ball State	N/A										
Brown	N/A										
Illinois	2	1-1	1.000	0-0	.000	1-0.5	0	0	0	0	1.0
Indiana	2	0-0	.000	2-2	1.000	2-1.0	0	0	0	0	1.0
Iowa	1	2-3	.667	0-3	.000	7-7.0	0	0	1	1	4.0
Marquette	1	0-1	.000	0-0	.000	2-2.0	0	0	0	0	0.0
Memphis	N/A										
Michigan	2	3-6	.500	1-3	.333	9-4.5	0	0	2	0	3.5
Michigan St.	2	1-2	.500	0-2	.000	4-2.0	0	1	1	0	1.0
Minnesota	1	0-1	.000	0-0	.000	3-3.0	0	0	1	0	0.0
UNC-Wilm.	N/A										
Northwestern	4	0-1	.000	1-2	.500	5-1.3	0	1	0	0	0.3
Ohio State	4	0-1	.000	0-0	.000	4-1.0	0	2	1	2	0.0
Penn State	3	0-0	.000	1-2	.500	3-1.0	0	2	2	0	0.3
Providence	1	0-0	.000	0-0	.000	0-0.0	0	0	0	0	0.0
Purdue	1	0-0	.000	0-0	.000	1-1.0	0	0	1	0	0.0
St. Bona.	1	1-1	1.000	0-0	.000	2-2.0	0	0	0	0	2.0
Temple	N/A										
UW-Milw.	2	3-4	.750	0-4	.000	4-2.0	0	0	3	0	3.0

COLEMAN'S CAREER HIGHS

Minutes: 18 vs. Michigan State (1/17/96)

FG Made: 2, three times; MR at Michigan (3/9/96)

FG Att.: 5 at Michigan (3/9/96)

3-Point FG: 0

3-Point FGA: 0

Free Throws Made: 2, twice; MR at Indiana (1/10/96)

Free Throws Att.: 3, twice; MR vs. Iowa (1/13/96)

Rebounds: 7 vs. Iowa (1/13/96)

Assists: 0

Blocks: 4 vs. Eastern Illinois (12/28/95)

Steals: 2 at Ohio State (1/31/96)

Points: 4, four times; MR at Michigan (3/9/96)

Coleman's Career Statistics


Overall	Year	G-GS	MIN	FG-FGA	PCT	3P-3PA	PCT	FT-FTA	PCT	REB	AVG	PF-D	AT	TO	BK	ST	PTS	AVG
	94-95	10-0	25-2.5	2-6	.333	0-0	.000	2-6	.333	8	0.8	7-0	0	4	1	0	6	0.6
	95-96	25-1	216-8.6	10-21	.476	0-0	.000	6-18	.333	59	2.4	36-2	0	12	18	3	26	1.0
	Totals	35-1	241-6.9	12-27	.444	0-0	.000	8-24	.333	67	1.9	43-2	0	16	19	3	32	0.9

Big Ten Games Only	Year	G-GS	MIN	FG-FGA	PCT	3P-3PA	PCT	FT-FTA	PCT	REB	AVG	PF-D	AT	TO	BK	ST	PTS	AVG
	94-95	7-0	13-1.9	1-3	.333	0-0	.000	1-3	.333	3	0.4	2-0	0	0	1	0	3	0.4
	95-96	15-0	138-9.2	6-12	.500	0-0	.000	4-11	.364	36	2.4	20-1	0	6	8	3	16	1.1
	Totals	22-0	151-6.9	7-15	.467	0-0	.000	5-14	.357	39	1.8	22-1	0	6	9	3	19	0.9

Sean Daugherty**

52

Junior, Forward/Center, 6-10, 230, Vincennes, IN (Lincoln)



1995-96 (SOPHOMORE)

Won UW's Free Throw Ladder Award (goes to the winner of the team's season-long free throw shooting competition during practice) ... tied school record (with Sam Okey and Hennssy Auriantal) for games played with 32 ... his 31 starts rank in a second-place tie on UW single-season list ... finished

14th in Big Ten in rebounding in all games and 15th in league games only ... second on team in rebounds and field goal percentage and third in scoring ... scored in double figures 17 times ... team was 6-0 in games in which he reached double figures in rebounds ... recorded "double-doubles" vs. Northeastern Illinois (16-11), Marquette (10-11) and Minnesota (17-12) ... 10 points and nine rebounds in 27 minutes while playing on sprained ankle vs. No. 3 Villanova in season-opener at Maui Invitational ... hit game-winning, 16-foot, jumper at buzzer in win over Penn State ... career-high 22 points at Iowa ... career-high 13 rebounds in 40 minutes in upset win at Illinois ... tallied 19 points (15 in first half) and eight rebounds in 38 minutes in win at Michigan State ... played all 45 minutes of overtime win vs. Minnesota and did not commit a foul.

1994-95 (FRESHMAN)

Played in 26 of team's 27 games ... gained starting nod as replacement at center for injured Rashard Griffith at Eastern Michigan ... started last four games of season at forward ... averaged 4.6 points and 3.8 rebounds ... rebounding average ranked third on team behind Griffith and Michael Finley ... scored in double figures on four occasions, including season-high 14 points vs. UW-Milwaukee ... pulled down season-high seven boards vs. Panthers ... registered 13 points and six rebounds at Stanford and at home against Northwestern ... made 11 of 29 (.379) three-point attempts during non-conference portion of schedule ... third on team in blocked shots with eight.

HIGH SCHOOL

Averaged 19 points and 10 rebounds as a senior ... first-team all-state selection by *Bloomington Herald-Times* and Indiana Basketball Coaches Association ... *Evansville Courier* Player of the Year ... led Lincoln to 21-5 record, a conference title and a berth in the regional championship game as a senior ... team posted 56-16 record (.778) during his three-year varsity career ... played in the Indiana-Kentucky all-star series, McDonald's Kentucky Derby Classic and Times-Illiana Roundball Classic following his senior season ... averaged 23.1 points and 10.8 rebounds as a junior, when Lincoln posted a 15-8 record ... first-team all-state selection of *Bloomington Herald-Times* and third-team all-state pick of Indiana Basketball Coaches Association ... averaged 19.0 points and 7.4 rebounds his sophomore season, when Lincoln posted 20-3 record and won conference and sectional titles ... all-conference selection all three years.

PERSONAL

Born Nov. 20, 1975, in Hopkinsville, Ky. ... parents are Phillip and Laura Daugherty ... major is biological aspects of conservation.

DAUGHERTY DOUBLE TROUBLE

Forward Sean Daugherty's best rebounding performances last season came in some of the Badgers' biggest wins. In fact, Wisconsin was 6-0 in games in which Daugherty reached double figures in rebounds. Here is a game-by-game breakdown of Daugherty's double-figure rebounding performances from 1995-96.

Opponent	Score	Daugherty Rebounds
Northeastern Illinois	89-55	11
Marquette	55-46	11
Michigan	51-46	12
Minnesota	73-65 OT	12
Illinois	57-56	13
Manhattan	55-42	10

Ask Daugherty . . .

My dream vacation would be: Ireland.
The best book I've ever read is: "To Kill A Mockingbird."
In my opinion, the greatest moment in sports history was: the day Dr. Naismith invented basketball.
When I played basketball as a kid, I pretended I was: Larry Bird.
If I were president of the United States, I would: only make promises I could keep.
Few people know this, but I: love to fish.
The best movie I've ever seen is: "Dances With Wolves."
If I participated in another sport at Wisconsin, it would be: crew.
If I could change one thing about college basketball, I would: make all free throw situations a one-and-one.



Daugherty vs. '96-97 Foes

Opponent	GP	FG-FGA	Pct.	FT-FTA	Pct.	Reb-Avg.	AS	TO	BS	ST	Avg. Pts.
Ball State	N/A										
Brown	N/A										
Illinois	2	2-11	.182	1-3	.333	16-8.0	0	1	2	2	2.5
Indiana	4	9-29	.310	5-8	.625	18-4.5	3	7	2	2	6.0
Iowa	3	13-25	.520	4-4	1.000	10-3.3	1	8	1	3	11.0
Marquette	2	6-15	.400	2-2	1.000	16-8.0	3	4	1	3	7.5
Memphis	N/A										
Michigan	4	8-17	.471	1-3	.333	22-5.5	4	6	1	1	4.8
Michigan St.	4	13-27	.481	6-11	.545	15-3.8	2	5	1	2	8.0
Minnesota	4	16-26	.615	2-4	.500	27-6.8	5	8	2	1	9.5
UNC-Wilm.	N/A										
Northwestern	4	7-26	.269	11-15	.733	19-4.8	1	2	2	1	6.3
Ohio State	4	10-21	.476	4-5	.800	13-3.3	6	11	1	1	6.0
Penn State	4	6-22	.273	4-5	.800	16-4.0	2	7	1	2	4.0
Providence	1	4-6	.667	1-1	1.000	4-4.0	3	3	0	3	9.0
Purdue	2	5-15	.333	7-11	.636	11-5.5	0	4	0	0	8.5
St. Bona.	1	1-8	.125	1-2	.500	7-7.0	1	1	0	0	3.0
Temple	1	2-6	.333	6-8	.750	5-5.0	0	0	2	1	11.0
UW-Milw.	2	9-15	.600	10-13	.769	11-5.5	0	3	0	0	14.5

DAUGHERTY'S CAREER HIGHS

Minutes: 45 vs. Minnesota (1/24/96)
FG Made: 9 at Iowa (2/28/96)
FG Att.: 16 at Iowa (2/28/96)
3-Point FG: 3, three times; MR at Iowa (2/28/96)
3-Point FGA: 7 vs. Wright State (11/26/94)
Free Throws Made: 9 vs. UW-Milwaukee (12/23/95)
Free Throws Att.: 10 vs. UW-Milwaukee (12/23/95)
Rebounds: 13 at Illinois (2/3/96)
Assists: 4, twice; MR vs. Illinois State (3/18/96)
Blocks: 2, four times; MR vs. Minnesota (1/24/96)
Steals: 3, twice; MR at Providence (12/11/95)
Points: 22 at Iowa (2/28/96)

Daugherty's Career Statistics


Overall	Year	G-GS	MIN	FG-FGA	PCT	3P-3PA	PCT	FT-FTA	PCT	REB	AVG	PF-D	AT	TO	BK	ST	PTS	AVG
	94-95	26-5	398-15.3	43-123	.350	13-47	.277	20-34	.588	99	3.8	61-1	13	33	8	11	119	4.6
	95-96	32-31	996-31.1	125-272	.460	12-39	.308	70-96	.729	202	6.3	95-2	33	56	13	22	332	10.4
	Totals	58-36	1394-24.0	168-395	.425	25-86	.291	90-130	.692	301	5.2	156-3	46	89	21	33	451	7.8

Big Ten Games Only	Year	G-GS	MIN	FG-FGA	PCT	3P-3PA	PCT	FT-FTA	PCT	REB	AVG	PF-D	AT	TO	BK	ST	PTS	AVG
	94-95	17-4	230-13.5	18-65	.277	2-18	.111	14-25	.560	58	3.4	39-1	8	18	4	5	52	3.1
	95-96	18-18	580-32.2	71-154	.461	8-24	.333	31-44	.705	109	6.1	55-1	16	41	9	10	181	10.1
	Totals	35-22	810-23.1	89-219	.406	10-42	.238	45-69	.652	167	4.8	94-2	24	59	13	15	233	6.7

Mike Kosolcharoen*

23

Sophomore, Guard, 6-1, 195, Adams, Wis. (Adams-Friendship)



SUMMER 1996

Played for Purdue coach Gene Keady on Big Ten All-Star team that travelled to Italy in August for six-game tour against teams from Italy and Turkey ... averaged 5.8 points, 1.7 rebounds, 3.0 assists and led team in steals with nine ... team had 4-2 record.

1995-96 (FRESHMAN)

Co-winner of UW's Red Team Award, which goes to the player(s) who is commended for his effort as a member of the "red team" which competes against the starters in practice ... saw action in 18 games, including career-high 21 minutes in second-round NIT game vs. Illinois State ... averaged 0.6 points and 0.9 rebounds.

HIGH SCHOOL

First-team all-state by the *Milwaukee Journal Sentinel* ... two-time all-conference selection and two-time team MVP ... averaged 22.3 points, 6.7 rebounds, 3.0 assists and 2.3 steals as a senior ... shot 51 percent from the field and 89 percent from free throw line ... team was 22-1 in 1994-95 en route to regional title ... three-time all-conference choice and two-time team MVP as a football quarterback, defensive back, receiver and return specialist ... three-year member of student council, as well as three-year National Honor Society member.

PERSONAL

Born June 18, 1977, in Marshfield, Wis. ... parents are Lois and Bruce Christensen ... father was an Olympic swimmer for Thailand ... undecided on major.

ON TOUR

Sophomore Mike Kosolcharoen joined 11 other Big Ten players under the tutelage of Purdue coach Gene Keady last August in a six-game All-Star tour in Italy. Below are Kosolcharoen's game-by-game statistics from the tour.

	FG	3FG	FT	Reb.	A	TO	ST	Pts.
Game 1	2-3	2-3	0-0	0	3	2	1	6
Game 2	3-3	1-1	1-2	2	2	1	3	8
Game 3	1-3	0-1	3-3	2	5	2	1	5
Game 4	1-2	1-2	0-0	1	0	4	1	3
Game 5	5-9	1-4	0-0	3	3	0	1	11
Game 6	1-6	0-2	0-0	2	5	3	2	2

Ask Kosolcharoen . . .

I would buy a ticket to watch: a sumo-wrestling match.

Few people know this, but I: love watching Bugs Bunny on Saturday mornings.

If I could change one thing about college basketball, it would be: the recruiting process.

My advice to young basketball players is: get into AAU, work hard and play every chance you get.

When I played basketball as a kid, I pretended I was: Michael Jordan.


My favorite spot on campus is: my bed.

I can't imagine living without: my family.

My dream vacation would be: the Bahamas.

My favorite stretch of road to drive in the United States is: I-94 between Adams-Friendship and LaCrosse in the fall.

If I played another sport at Wisconsin, it would be: football.



Dave Siska

Kosolcharoen vs. '96-97 Foes

Opponent	GP	FG-FGA	Pct.	FT-FTA	Pct.	Reb-Avg.	AS	TO	BS	ST	Avg. Pts.
Ball State	N/A										
Brown	N/A										
Illinois	N/A										
Indiana	2	1-3	.333	0-0	.000	2-1.0	0	0	0	0	1.0
Iowa	1	0-3	.000	0-0	.000	2-2.0	0	0	0	0	0.0
Marquette	N/A										
Memphis	N/A										
Michigan	1	0-0	.000	0-0	.000	0-0.0	0	1	0	0	0.0
Michigan St.	1	0-0	.000	0-1	.000	3-3.0	1	1	1	0	0.0
Minnesota	1	0-1	.000	0-0	.000	0-0.0	0	1	0	0	0.0
UNC-Wilm.	N/A										
Northwestern	2	1-3	.333	0-0	.000	0-0.0	0	1	0	0	1.0
Ohio State	1	0-0	.000	0-1	.000	1-1.0	0	0	0	0	0.0
Penn State	2	0-0	.000	0-0	.000	2-1.0	1	0	0	0	0.0
Providence	N/A										
Purdue	1	0-1	.000	0-0	.000	0-0.0	0	1	0	0	0.0
St. Bona.	1	0-1	.000	0-0	.000	0-0.0	0	0	0	0	0.0
Temple	N/A										
UW-Milw.	1	0-0	.000	2-4	.500	0-0.0	0	1	0	0	2.0

KOSOLCHAROEN'S CAREER HIGHS

Minutes: 21 vs. Illinois State (3/18/96)

FG Made: 1, four times; MR vs. Indiana (3/3/96)

FG Att.: 3, twice; MR at Iowa (2/28/96)

3-Point FG: 0

3-Point FGA: 2 vs. Illinois State (3/18/96)

Free Throws Made: 2 vs. UW-Milwaukee (12/23/95)

Free Throws Att.: 4 vs. UW-Milwaukee (12/23/95)

Rebounds: 3 at Michigan State (2/24/96)

Assists: 1, three times; MR at Michigan State (2/24/96)

Blocks: 1 at Michigan State (2/24/96)

Steals: 1, twice; MR vs. Illinois State (3/18/96)

Points: 2, five times; MR vs. Indiana (3/3/96)

Kosolcharoen's Career Statistics

Overall	Year	G-GS	MIN	FG-FGA	PCT	3P-3PA	PCT	FT-FTA	PCT	REB	AVG	PF-D	AT	TO	BK	ST	PTS	AVG
	95-96	18-0	108-6.0	4-20	.200	0-6	.000	2-6	.333	16	0.9	18-0	3	7	1	2	10	0.6
	Totals	18-0	108-6.0	4-20	.200	0-6	.000	2-6	.333	16	0.9	18-0	3	7	1	2	10	0.6


Big Ten Games Only

Year	G-GS	MIN	FG-FGA	PCT	3P-3PA	PCT	FT-FTA	PCT	REB	AVG	PF-D	AT	TO	BK	ST	PTS	AVG
95-96	12-0	64-5.3	2-11	.182	0-3	.000	0-2	.000	10	0.8	14-0	2	5	1	0	4	0.3
Totals	12-0	64-5.3	2-11	.182	0-3	.000	0-2	.000	10	0.8	14-0	2	5	1	0	4	0.3

Sean Mason**

22

Junior, Guard, 6-2, 175, Olympia Fields, Ill. (Rich Central)



1995-96 (SOPHOMORE)

Played in the first 13 games, including 10 starts ... suffered season-ending ACL injury in right knee late in Big Ten opener vs. Michigan on Jan. 3 ... had stepped into starting point guard role after Darnell Hoskins transferred on Dec. 18 ... career-high 20 points vs. UW-Milwaukee ... 13 points in 20

minutes vs. Valparaiso ... shot .848 (28 of 33) from free throw line, including 9 of 10 in last three minutes of games decided by 10 points or less and overtime.

1994-95 (FRESHMAN)

Saw action in 25 of team's 27 games ... averaged 5.0 points and 2.0 rebounds per game ... registered season-high 14 points vs. Loyola-Marymount ... only other double figure scoring performance was 13-point outing at Michigan ... made all six free throw attempts in home win over Wolverines ... grabbed season-high six rebounds at Northwestern ... connected on 21 three-point attempts, third-highest total on team.

HIGH SCHOOL

Named all-area by *Chicago Tribune* and *Chicago Sun-Times* ... all-SICA South selection ... averaged 21.8 points, five rebounds, three assists and three steals as a senior ... shot 49 percent from the field and 38 percent from three-point range ... helped Rich Central to 23-6 record and conference and regional championships ... graduated as Olympians' career scoring leader with 1,254 points, passing Kendall Gill as the all-time leader ... averaged 24.4 points as a junior, when team posted 21-7 record and advanced to regional final ... *Chicago Heights Star*

Player of the Year ... first-team all-state by *Champaign News-Gazette* ... all-area pick of *Chicago Tribune*, *Chicago Sun-Times* and *Daily Southtown* ... co-MVP and all-SICA South selection ... teammates included Quinton James (Texas A&M) and Jermond Remmer (Creighton) ... other Rich Central alumni include former Badger Kass Weaver.

PERSONAL

Born Dec. 31, 1975, in Chicago ... parents are Ira and Pat Mason ... agricultural journalism major.


FAB FIVE

Guard Sean Mason's sophomore season was cut short due to a knee injury just as he seemed to be hitting his stride. The last five games before the end of his season support this. While averaging 13.8 points in those games, he shot .522 from the field, including .500 from three-point range. He also was a near-perfect 15 for 16 (.938) at the free throw line. Below are Mason's game-by-game statistics from those five games.

Opponent	FG-FGA	FT-FTA	Reb	Pts.
Valparaiso	6-9	1-1	3	13
UW-Milwaukee	7-11	4-4	4	20
E. Illinois	6-7	3-3	4	18
Marquette	1-11	7-8	2	9
Michigan	4-8	0-0	0	9

Ask Mason . . .

My dream vacation would be to: Canada.
If I could have lunch with anyone in history, it would be: Malcolm X.
Few people know this, but I: love video games.
The best book I've ever read is: To Kill A Mockingbird.
My advice to young basketball players would be: play as much as possible.
My favorite food is: pizza.
The Big Ten's toughest arena in which to play is: Purdue.
The most famous alumnus from my high school is: Kendall Gill.
The greatest moment in the history of sports was: the 1992 Olympics (basketball championship).
If I played another sport at Wisconsin, it would be: football.



Mason vs. '96-97 Foes

Opponent	GP	FG-FGA	Pct.	FT-FTA	Pct.	Reb-Avg.	AS	TO	BS	ST	Avg. Pts.
Ball State	N/A										
Brown	N/A										
Illinois	1	2-4	.500	0-0	.000	1-1.0	2	2	0	0	5.0
Indiana	2	3-10	.300	0-2	.000	3-1.5	1	2	0	3	3.5
Iowa	2	1-3	.333	2-3	.667	5-2.5	4	7	1	2	2.0
Marquette	2	3-18	.167	8-10	.800	3-1.5	3	2	0	1	8.0
Memphis	N/A										
Michigan	3	9-20	.450	8-11	.727	8-2.7	0	8	2	1	10.3
Michigan St.	2	4-13	.308	1-2	.500	3-1.5	3	2	0	0	5.5
Minnesota	1	0-3	.000	0-0	.000	3-3.0	0	6	0	0	0.0
UNC-Wilm.	N/A										
Northwestern	2	4-15	.267	1-2	.500	7-3.5	1	3	1	1	5.0
Ohio State	2	3-7	.429	2-3	.667	3-1.5	1	4	0	0	4.0
Penn State	2	3-12	.250	0-0	.000	3-1.5	3	2	0	2	4.0
Providence	1	0-6	.000	1-2	.500	0-0.0	1	2	0	0	1.0
Purdue	1	2-6	.333	1-2	.500	0-0.0	2	2	0	0	6.0
St. Bona.	1	0-4	.000	0-0	.000	1-1.0	0	1	0	1	0.0
Temple	1	3-8	.375	4-4	1.000	6-6.0	2	3	2	1	11.0
UW-Milw.	1	7-11	.636	4-4	1.000	4-4.0	0	2	1	2	20.0

MASON'S CAREER HIGHS

Minutes: 36 vs. Temple (12/2/95)
FG Made: 7 vs. UW-Milwaukee (12/23/95)
FG Att.: 11, twice; MR vs. Marquette (12/31/95)
3-Point FG: 3, twice; MR vs. Eastern Illinois (12/28/95)
3-Point FGA: 6 at Eastern Michigan (12/10/94)
Free Throws Made: 7 vs. Marquette (12/31/95)
Free Throws Att.: 8 vs. Marquette (12/31/95)
Rebounds: 6, twice; MR vs. Temple (12/2/95)
Assists: 5 at Chaminade (11/22/95)
Blocks: 2, three times; MR vs. Temple (12/2/95)
Steals: 3 at Indiana (1/7/95)
Points: 20 vs. UW-Milwaukee (12/23/95)

Mason's Career Statistics


Overall																	
Year	G-GS	MIN	FG-FGA	PCT	3P-3PA	PCT	FT-FTA	PCT	REB	AVG	PF-D	AT	TO	BK	ST	PTS	AVG
94-95	25-0	382-15.3	41-122	.336	21-62	.339	23-39	.590	49	2.0	53-2	20	51	6	10	126	5.0
95-96	13-10	340-26.2	37-93	.398	10-31	.323	28-33	.848	31	2.4	29-1	22	27	6	15	112	8.6
Totals	38-10	722-19.0	78-215	.363	31-93	.333	51-72	.708	80	2.1	82-3	42	78	12	25	238	6.3

Big Ten Games Only																	
Year	G-GS	MIN	FG-FGA	PCT	3P-3PA	PCT	FT-FTA	PCT	REB	AVG	PF-D	AT	TO	BK	ST	PTS	AVG
94-95	17-0	277-16.3	27-85	.318	12-40	.300	15-25	.600	36	2.1	34-0	17	35	3	8	81	4.8
95-96	1-1	26-26.0	4-8	.500	1-2	.500	0-0	.000	0	0.0	2-0	0	3	1	1	9	9.0
Totals	18-1	303-16.8	31-93	.333	13-42	.310	15-25	.600	36	2.0	36-0	17	38	4	9	90	5.0

Sam Okey*

4

Sophomore, Forward, 6-7, 240, Cassville, WI (Cassville)



SUMMER 1996

One of 16 finalists for spot on 1996 USA 22-and-Under World Championship Qualifying Team after trials in Colorado Springs May 31-June 1 ... grabbed four rebounds in seven minutes in Under-22 team's exhibition game vs. Dream Team III at Palace of Auburn Hills on July 6.

FRESHMAN (1995-96)

Voted 1996 Big Ten Freshman of the Year both by league's coaches and media ... second-team all-Big Ten and third-team Freshman all-America by *Basketball Weekly* ... honorable mention all-Big Ten by league's media ... first player in Big Ten history to lead his team in points, rebounds, assists and blocked shots ... just the ninth player (and only freshman other than Magic Johnson) in Big Ten history to record 400 points, 200 rebounds and 100 assists in a season ... tied school record for games played in a season with 32 and started school-record 32 games ... 42 blocked shots ranked 6th on UW single-season list ... career-high five blocked shots vs. Manhattan to become one of only six players in school history to record five blocks in a game ... finished 11th in scoring, ninth in rebounding and fourth in blocked shots in Big Ten (all games) ... finished 18th in scoring, 14th in rebounding and fourth in blocked shots in Big Ten (league games only) ... recorded six 20-point performances ... "double-doubles" vs. St. Bonaventure (27-14) and at Providence (11-10) ... had 21 points and nine rebounds vs. No. 4 UCLA ... registered 23 points, six rebounds, two blocked shots and two steals in win over No. 11 Iowa ... keyed win over No. 16 Penn State with 17 points, nine rebounds, five assists, four blocks and two steals ... registered 11 points, nine rebounds and five blocked shots in NIT win over Manhattan ... career-high 28 points, along with eight rebounds, three blocks and three steals in NIT game vs. Illinois State.

SUMMER 1995

Participated in U.S. Junior World Championship team trials in June.

HIGH SCHOOL

Appeared among top 25 players nationally in most rankings of incoming freshmen ... state player of the year by Associated Press and *Milwaukee Journal Sentinel* as a junior and senior ... state's Mr. Basketball for 1995 ... started for East squad in '95 McDonald's High School All-America game ... *Parade* magazine third-team all-America choice as a senior ... fourth-leading scorer in state high school history with 2,539 points ... averaged 31.3 points, 14.2 rebounds, 5.3 assists, 6.0 blocks and 4.0 steals per game as a senior ... shot .724 from the field as senior ... team won WIAA Division 4 state titles in 1994 and 1995, compiling 27-0 record each season ... team was 98-9 during his career and 79-2 over last three years ... honor roll student.

PERSONAL

Born Nov. 4, 1976, in West Allis, Wis. ... parents are Amy and Louie Okey ... undecided on major.

400-200-100 CLUB

Sam Okey became only the ninth player in Big Ten history to register 400 points, 200 rebounds and 100 assists in a season. Below are the players who've accomplished this feat. Michigan State's Magic Johnson is the only other Big Ten freshman to reach the 400-200-100 mark.

Player, School, Year	Pts.-Reb.-Assts.
SAM OKEY, WISCONSIN, 1995-96	423-218-100
Brian Evans, Indiana, 1995-96	658-221-126
Chris Webber, Michigan, 1992-93	575-294-111
Steve Smith, Michigan St., 1989-90	627-229-150
Steve Smith, Michigan St., 1988-89	585-229-112
Terry Mills, Michigan, 1988-89	430-218-104
Ken Redfield, Michigan St., 1988-89	458-225-131
Bill Jones, Iowa, 1987-88	442-203-101
Magic Johnson, Michigan St., 1978-79	548-234-269
Magic Johnson, Michigan St., 1977-78	511-237-222
Ray Williams, Minnesota, 1976-77	486-203-166

Ask Okey . . .

If I could swap places with an actor and play his role in a movie it would be: Anthony Hopkins in "Silence of the Lambs."

I would buy a ticket to watch: Wisconsin in the Final Four.

My favorite CD is: every "Alice in Chains" disc.

When I played basketball as a kid, I pretended I was: my dad.

My favorite food is: cereal.

My advice to young basketball players is: it doesn't matter where you come from as long as you have the desire to succeed.


The best movie I've ever seen is: "Hoosiers."

I can't imagine living without: my eyesight.

My favorite pregame ritual is: listening to music.

My greatest moments in sports were: winning back-to-back state titles.

Few people know this, but I: am actually very sensitive at heart.



Okey vs. '96-97 Foes

Opponent	GP	FG-FGA	Pct.	FT-FTA	Pct.	Reb-Avg.	AS	TO	BS	ST	Avg. Pts.
Ball State	N/A										
Brown	N/A										
Illinois	1	3-12	.250	2-3	.667	7-7.0	1	1	0	0	9
Indiana	2	9-26	.346	5-7	.714	15-7.5	6	10	1	2	12.0
Iowa	2	10-15	.667	6-10	.600	16-8.0	6	6	5	2	14.5
Marquette	1	2-11	.182	0-0	.000	5-5.0	3	1	1	2	5.0
Memphis	N/A										
Michigan	2	7-23	.304	3-9	.333	8-4.0	8	2	4	3	9.5
Michigan St.	2	6-20	.300	6-6	1.000	10-5.0	7	3	3	0	9.0
Minnesota	2	9-26	.346	7-9	.778	10-5.0	9	1	1	2	13.5
UNC-Wilm.	N/A										
Northwestern	2	8-23	.348	6-9	.667	15-7.5	9	1	2	4	12.0
Ohio State	2	5-15	.333	13-18	.722	9-4.5	5	7	3	1	12.0
Penn State	2	10-23	.435	4-4	1.000	15-7.5	5	9	6	3	13.0
Providence	1	4-11	.364	3-4	.750	10-10.0	2	2	1	1	11.0
Purdue	1	5-11	.455	2-2	1.000	6-6.0	1	2	0	2	12.0
St. Bona.	1	9-16	.563	9-14	.643	14-14.0	3	3	0	0	27.0
Temple	1	1-4	.250	5-6	.833	6-6.0	2	1	0	1	7.0
UW-Milw.	1	1-3	.333	1-2	.500	6-6.0	3	4	1	0	3.0

OKEY'S CAREER HIGHS

Minutes: 43 vs. Temple (12/2/95)
FG Made: 11 vs. Illinois State (3/18/96)
FG Att.: 20 vs. Illinois State (3/18/96)
3-Point FG: 3 vs. Iowa (1/13/96)
3-Point FGA: 6 vs. Michigan (1/3/96)
Free Throws Made: 9 vs. St. Bonaventure (12/9/95)
Free Throws Att.: 14 vs. St. Bonaventure (12/9/95)
Rebounds: 14 vs. St. Bonaventure (12/9/95)
Assists: 7 vs. Northwestern (2/21/96)
Blocks: 5 vs. Manhattan (3/14/96)
Steals: 3, three times; MR vs. Illinois State (3/18/96)
Points: 28 vs. Illinois State (3/18/96)

Okey's Career Statistics


Overall	Year	G-GS	MIN	FG-FGA	PCT	3P-3PA	PCT	FT-FTA	PCT	REB	AVG	PF-D	AT	TO	BK	ST	PTS	AVG
	95-96	32-32	1024-32.0	151-343	.440	21-72	.292	100-142	.704	218	6.8	101-2	100	77	42	35	423	13.2
	Totals	32-32	1024-32.0	151-343	.440	21-72	.292	100-142	.704	218	6.8	101-2	100	77	42	35	423	13.2

Big Ten Games Only	Year	G-GS	MIN	FG-FGA	PCT	3P-3PA	PCT	FT-FTA	PCT	REB	AVG	PF-D	AT	TO	BK	ST	PTS	AVG
	95-96	18-18	586-32.6	72-194	.371	14-51	.275	54-77	.701	111	6.2	65-2	57	42	25	19	212	11.8
	Totals	18-18	586-32.6	72-194	.371	14-51	.275	54-77	.701	111	6.2	65-2	57	42	25	19	212	11.8

Mosezell Peterson**

13

Junior, Guard/Forward, 6-4, 200, Louisville, Ky. (Ballard)



Will redshirt this season while rehabilitating knee injury (left) suffered in first-round NIT game last season.

1995-96 (SOPHOMORE)

Started 21 of 30 games and finished second on team in scoring (11.5), while shooting .738 at free throw line ... team's leading scorer in conference games (12.5)

... led team and was fourth in Big Ten in free throw percentage (.833) in league games ... suffered season-ending injury (dislocated left knee) with eight minutes left in NIT win over Manhattan ... tallied at least 16 points in seven games ... made 54 of 61 (.885) free throw attempts over his last 15 games of season ... had 18 double-figure scoring games, leading Badgers seven times ... averaged 13 points vs. teams ranked in the top 25 ... notched 17 points and seven rebounds in season-opener vs. No. 3 Villanova ... career highs in points (23) and rebounds (11) vs. Michigan State ... had 19 points and nine rebounds in upset win over No. 11 Iowa ... game-high 17 points in 27 minutes in win over No. 21 Michigan.

1994-95 (FRESHMAN)

Saw action in 18 games ... selected by teammates as Badgers' Most Improved Player ... averaged 3.7 points and 1.1 rebounds per game ... shot .361 from three-point range and .706 from free throw line ... connected on 77 percent of free throw attempts in conference play ... scored in double figures on four occasions, including season-high 16 points in final game at Michigan State ... made 4 of 8 three-point attempts vs. Spartans ... registered season-high four rebounds in both games against Northwestern.

HIGH SCHOOL

Ranked among the nation's top 100 recruits by recruiting analyst Bob Gibbons ... first-team all-state by *Lexington Herald-Leader* and *Louisville Courier-Journal* ... all-district and all-region selection ... team MVP ... participated in Kentucky-Indiana All-Star Game and Asics Roundball Classic in Pittsburgh ...

finished second in the three-point contest at the Roundball Classic ... averaged 19.9 points, 8.0 rebounds and 4.0 assists as a senior ... led team in charges drawn ... Bruins posted 25-5 record and advanced to regional final ... finished his career with 1,226 points ... averaged 15.8 points and 6.8 rebounds as a junior, when Ballard went 27-7 and advanced to regional final ... averaged nine points as a sophomore, when Bruins were 27-6 and advanced to final 16 of state tournament ... team posted a 79-18 record (.814) during his three seasons on varsity ... teammates included Kenneth Lee (Northwestern) and DeJuan Wheat (Louisville) ... other Ballard alumni include former Los Angeles Laker Jeff Lamp and current Detroit Piston Allan Houston.

PERSONAL

First-ever Badger from Kentucky ... born July 7, 1975, in Louisville ... parents are Mosezell and Lillian Peterson ... first name is pronounced mo-ZELL ... special education major.

TOUGH VS. TOP 25

Mosezell Peterson saved his best offensive performances last year for Wisconsin's toughest opponents. Peterson, in fact, averaged 13 points against Badger foes ranked in the top 25. Below are a few of his top outings.

Opponent (Rank)	FG-FGA	FT-FTA	Reb.	Pts.
Villanova (3)	6-16	3-6	7	17
Iowa (11)	6-14	5-5	9	19
Michigan (21)	6-9	3-4	3	17

Ask Peterson . . .

If I could take part in any event in U.S. history, it would be: the Civil Rights Movement.
The greatest moment in sports history was: when Michael Jordan came out of retirement.
My favorite food is: white beans, hotwater cornbread and chicken.
Few people know this, but I: can sing.
The most impressive person I've ever met is: James Earl Jones.
When I played basketball as a kid, I pretended I was: Magic Johnson.
The best movie I've ever seen is: Roots.
I can't imagine living without: my mother.
If I were president of the United States, I would: change just about everything.
The best book I've ever read is: the Bible.
My dream vacation would be: the Bahamas.



Peterson vs. '96-97 Foes

Opponent	GP	FG-FGA	Pct.	FT-FTA	Pct.	Reb-Avg.	AS	TO	BS	ST	Avg. Pts.
Ball State	N/A										
Brown	N/A										
Illinois	2	4-11	.364	6-6	1.000	9-4.5	3	3	0	0	7.0
Indiana	3	8-20	.400	6-8	.750	9-3.0	2	5	0	2	8.7
Iowa	3	10-21	.476	7-7	1.000	12-4.0	1	3	0	1	10.7
Marquette	2	1-2	.500	0-0	.000	1-0.5	0	0	0	0	1.0
Memphis	N/A										
Michigan	4	11-26	.423	5-6	.833	10-2.5	4	6	0	1	7.3
Michigan St.	3	15-29	.517	11-14	.786	16-5.3	3	2	0	4	16.0
Minnesota	3	6-24	.250	11-14	.786	8-2.7	7	13	1	1	8.3
UNC-Wilm.	N/A										
Northwestern	4	13-42	.310	10-12	.833	14-3.5	7	2	0	0	9.8
Ohio State	4	10-27	.370	7-8	.875	7-1.8	6	4	0	1	7.8
Penn State	4	11-23	.478	2-4	.500	8-2.0	1	6	1	1	6.8
Providence	1	4-10	.400	0-0	.000	3-3.0	0	0	0	1	9.0
Purdue	2	2-5	.400	0-0	.000	2-1.0	1	4	0	2	2.0
St. Bona.	1	1-6	.167	0-2	.000	0-0.0	0	1	0	0	2.0
Temple	1	3-11	.273	0-0	.000	3-3.0	1	4	0	0	8.0
UW-Milw.	1	2-5	.400	5-8	.625	3-3.0	2	0	0	1	9.0

PETERSON'S CAREER HIGHS

Minutes: 43 vs. Minnesota (1/24/96)
FG Made: 7 vs. NE Illinois (11/28/95)
FG Att.: 16, twice; MR at Michigan (3/9/96)
3-Point FG: 4 at Michigan State (3/11/95)
3-Point FGA: 8, twice; MR vs. Minnesota (1/24/96)
Free Throws Made: 9 vs. Michigan State (1/17/96)
Free Throws Att.: 11 vs. Michigan State (1/17/96)
Rebounds: 11 vs. Michigan State (1/17/96)
Assists: 5 vs. Northwestern (2/21/96)
Blocks: 1, twice; MR at Minnesota (2/17/96)
Steals: 3 at Michigan State (2/24/96)
Points: 23 vs. Michigan State (1/17/96)

Peterson's Career Statistics


Overall	Year	G-GS	MIN	FG-FGA	PCT	3P-3PA	PCT	FT-FTA	PCT	REB	AVG	PF-D	AT	TO	BK	ST	PTS	AVG
	94-95	18-0	129-7.2	21-57	.368	13-36	.361	12-17	.706	20	1.1	18-1	4	2	1	2	67	3.7
	95-96	30-21	824-27.5	118-282	.418	29-96	.302	79-107	.738	113	3.8	62-1	50	62	1	18	344	11.5
	Totals	48-21	953-19.9	139-339	.410	42-132	.318	91-124	.734	133	2.8	80-2	54	64	2	20	411	8.6

Big Ten Games Only	Year	G-GS	MIN	FG-FGA	PCT	3P-3PA	PCT	FT-FTA	PCT	REB	AVG	PF-D	AT	TO	BK	ST	PTS	AVG
	94-95	15-0	122-8.1	20-53	.377	12-34	.353	10-13	.769	20	1.3	16-1	4	2	1	2	62	4.1
	95-96	17-12	513-30.2	70-175	.400	18-58	.310	55-66	.833	75	4.4	44-1	31	46	1	11	213	12.5
	Totals	32-12	635-19.8	90-228	.395	30-92	.326	65-79	.823	95	2.9	60-2	35	48	2	13	275	8.6

Brian Vraney**

33

Junior, Forward, 6-6, 240, Valders, WI (HS)



1995-96 (SOPHOMORE)

Earned second letter ... played in 13 games, including career-high six minutes vs. Chaminade in Maui Invitational ... shared UW's Red Team Award, which goes to the player(s) commended for his effort as a member of the "red team", which competes against the starters in practice, with Mike

Kosolcharoen ... shot .643 from the field and .833 from free throw line ... career-high eight points in victory over Chaminade and career-high three rebounds vs. UW-Milwaukee.

1994-95 (FRESHMAN)

Earned first letter ... saw action in one game after making team as a walk-on.

HIGH SCHOOL

First-team all-Olympian Conference and first-team all-area as a junior and senior ... conference and area player of the year as a senior ... team captain in final year ... averaged 21 points, 10 rebounds and two blocked shots and shot 65 percent from the field as a senior ... team won conference titles in his junior and senior seasons with 20-4 and 18-3 records, respectively ... a three-time varsity letterwinner in basketball, football and track ... all-conference and all-area defensive end and receiver ... was conference discus champion ... a National Honor Society vice-president and honor roll student with 3.89 GPA.

PERSONAL

Born Feb. 13, 1976, in Manitowoc, Wis. ... parents are Virginia and Richard Vraney ... a kinesiology major.

HE EARNED IT

Junior forward Brian Vraney was one of four Badger walk-ons to earn a one-year scholarship from Coach Dick Bennett for the 1996-97 season. Vraney, who has played a total of 31 minutes — and scored 23 points — in two seasons, has been a valuable practice player for the Badgers and earned a share of the squad's Red Team Award, which annually goes to the player(s) commended for his effort as a member of the "red team," which competes against the starters in practice.

Ask Vraney . . .

The best book I've ever read is: Friday Night Lights.

My favorite food is: steak and shrimp.

My greatest moment in sports was: stepping on the Field House floor in the closing minute against Illinois in 1995.

If I were president of the United States, I would: stress the importance of world peace.

The best movie I've ever seen is: The Shawshank Redemption.

If I could have lunch with anyone in history, it would be: Abraham Lincoln.

I would buy a ticket to watch: the NBA Championship.

The most impressive person I've ever met is: Herb Kohl.

When I first met Coach Bennett, I thought: he is truly dedicated to the game of basketball.



Vraney vs. '96-97 Foes

Opponent	GP	FG-FGA	Pct.	FT-FTA	Pct.	Reb-Avg.	AS	TO	BS	ST	Avg. Pts.
Ball State	N/A										
Brown	N/A										
Illinois	1	0-0	.000	0-0	.000	0-0.0	0	0	0	0	0.0
Indiana	1	0-0	.000	0-0	.000	0-0.0	0	0	0	0	0.0
Iowa	N/A										
Marquette	N/A										
Memphis	N/A										
Michigan	1	2-3	.667	0-0	.000	1-1.0	0	0	0	0	4.0
Michigan St.	1	0-0	.000	1-2	.500	1-1.0	0	0	0	0	1.0
Minnesota	N/A										
UNC-Wilm.	N/A										
Northwestern	1	0-0	.000	0-0	.000	1-1.0	0	0	0	0	0.0
Ohio State	N/A										
Penn State	1	0-0	.000	0-0	.000	0-0.0	0	0	0	0	0.0
Providence	N/A										
Purdue	1	1-1	1.000	0-0	.000	1-1.0	0	0	0	0	2.0
St. Bona.	1	0-0	.000	0-0	.000	0-0.0	0	0	0	0	0.0
Temple	N/A										
UW-Milw.	1	2-2	1.000	0-0	.000	3-3.0	0	0	0	0	4.0

VRANEY'S CAREER HIGHS

Minutes: 6 at Chaminade (11/22/95)

FG Made: 2, three times; MR at Michigan (3/9/96)

FG Att.: 4 at Chaminade (11/22/95)

3-Point FG: 0

3-Point FGA: 0

Free Throws Made: 4 at Chaminade (11/22/95)

Free Throws Att.: 4 at Chaminade (11/22/95)

Rebounds: 3 vs. UW-Milwaukee (12/23/95)

Assists: 0

Blocks: 0

Steals: 0

Points: 8 at Chaminade (11/22/95)

Vraney's Career Statistics

Overall																	
Year	G-GS	MIN	FG-FGA	PCT	3P-3PA	PCT	FT-FTA	PCT	REB	AVG	PF-D	AT	TO	BK	ST	PTS	AVG
94-95	1-0	1-1.0	0-0	.000	0-0	.000	0-0	.000	0	0.0	0-0	0	0	0	0	0	0.0
95-96	13-0	30-2.3	9-14	.643	0-0	.000	5-6	.833	13	1.0	3-0	0	0	0	0	23	1.8
Totals	14-0	31-2.2	9-14	.643	0-0	.000	5-6	.833	13	0.9	3-0	0	0	0	0	23	1.6

Big Ten Games Only																	
Year	G-GS	MIN	FG-FGA	PCT	3P-3PA	PCT	FT-FTA	PCT	REB	AVG	PF-D	AT	TO	BK	ST	PTS	AVG
94-95	1-0	1-1.0	0-0	.000	0-0	.000	0-0	.000	0	0.0	0-0	0	0	0	0	0	0.0
95-96	6-0	10-1.7	3-4	.750	0-0	.000	1-2	.500	4	0.7	2-0	0	0	0	0	7	1.2
Totals	7-0	11-1.6	3-4	.750	0-0	.000	1-2	.500	4	0.6	2-0	0	0	0	0	7	1.0

David Burkemper*



25

Ty Calderwood

12

G, 6-1, 205, Jr., Hubertus, WI (Marquette)

G, 6-0, 175, Jr., Joliet, IL (Joliet Township/Palm Beach CC)



SOPHOMORE (1995-96)

Earned first letter ... joined Badgers as a walk-on in January ... played a total of three minutes in three games.

HIGH SCHOOL

Two-year varsity basketball letterwinner, who averaged 7.2 points, 9.1 assists and 3.1 rebounds as a senior in 1993-94 ... team won state title with 25-1 record his senior season ... tabbed squad's Defensive MVP and broke school's all-time assist record ... averaged 2.1 points and 3.0 assists as a junior for squad that was 17-6.

PERSONAL

Born July 14, 1976 in Milwaukee, Wis. ... parents are Mary Jo and Jim Burkemper ... undecided on major.

BEFORE WISCONSIN

Averaged 12.9 points, 8.3 assists and 3.0 steals per game as a sophomore for Coach Pat Klingler at Palm Beach (FL) Community College where he helped guide team to a 28-6 record ... shot 48 percent from the field, including 44 percent from three-point range, and 75 percent from free throw line ... played freshman season for Klingler at Joliet (IL) Community College ... led team to 28-4 mark and league-best 9-1 slate ... second-team all-conference choice, he averaged 10.1 points, 10.8 assists and 2.6 steals.

HIGH SCHOOL

All-South Inter-Conference Association selection in 1993-94 ... averaged 14.8 points and helped squad to 30-0 record before it suffered its only loss of the season (to Carbondale High) in state Class AA quarterfinals ... named MVP of Pontiac (IL) Christmas Tournament.


PERSONAL

Born Sept. 9, 1976 in Palo Alto, Calif. ... parents are Mettite Calderwood and Gregory Bates ... an agricultural journalism major.

Duany Duany

3

F/G, 6-4, 190, Fr., Bloomington, IN (North)



Enters redshirt freshman season ... has four years of eligibility remaining.

FRESHMAN (1995-96)

Broke bone in right foot in practice on Nov. 25 and redshirted ... played in two games at Maui Invitational and averaged 7.5 points in 22 minutes of action.

HIGH SCHOOL

First-team all-state and a member of the Indiana all-star team as a senior ... named team MVP as junior and senior ... school's all-time leading scorer and rebounder ... averaged 20.4 points, 10 rebounds, 3.0 assists and 2.0 blocks as a senior ... team was 17-5 in his last season ... averaged 24.3 points and eight rebounds as a junior when team was 12-8 ... tabbed Best Offensive Player at Las Vegas Invitational and MVP of Windy City Classic as a junior ... garnered all-state honors as a junior ... four-year starter ... member of National Honor Society.


PERSONAL

Born Nov. 2, 1976, in Juba, Sudan ... nickname is "Doc" ... parents are Wal and Julia Duany ... sister, Nyagon, is a freshman on the women's basketball team at Bradley ... undecided on major.

Paul Grant

40

C, 7-0, 245, Sr., W. Bloomfield, MI (Brother Rice/Boston Coll.)



Transferred to Wisconsin from Boston College in 1995 and sat out 1995-96 season ... has one season of eligibility remaining.

BEFORE WISCONSIN

Played first three collegiate seasons (1993-95) at Boston College ... saw action in 88 games, including 34 starts, and averaged 4.3 points, 2.8 rebounds and 0.6 blocks per game ... shot .502 from the floor ... registered 19 points and eight rebounds vs. St. John's and career-high 20 points and eight boards against Connecticut in back-to-back games as a junior.

HIGH SCHOOL

All-state choice at Birmingham (Mich.) Brother Rice where he averaged 23 points, nine rebounds and 4.5 blocked shots as a senior ... earned Nike all-America honors ... two-time, first-team, all-Catholic League choice ... team MVP in each of his last two seasons.


PERSONAL

Born Jan. 6, 1974, in Pittsburgh, Pa. ... parents are Marlana and Jim Grant ... English major.

Matt Quest

42

F, 6-6, 220, So., Watertown, WI (HS)



Will join Badgers as a walk-on this season.

HIGH SCHOOL

Third-team all-state choice and second-team all-Milwaukee area after averaging 22 points, 10 rebounds and four assists as a senior at Watertown ... team was sectional finalist and registered 22-4 record his senior year ... first-team all-conference, while averaging 15 points and seven rebounds as a junior ... also played football.


PERSONAL

Born August 3, 1975 in Hartford, Wis. ... parents are Jan and Matt Quest ... major is construction administration.

Adam Shafer

32

G/F, 6-4, 180, Jr., Downers Grove, IL (South/Villanova)



Transferred to Wisconsin from Villanova and joined Badgers as a walk-on in January of 1996 ... will sit out until second semester this season ... has one-and-one-half years eligibility left.

BEFORE WISCONSIN

Played in 11 games as a freshman at Villanova in 1994-95 ... averaged 1.2 points and 0.6 rebounds in 36 minutes ... career-high seven points at Miami on Jan. 25.

HIGH SCHOOL

Set school's career scoring mark with 1,811 points in four seasons ... two-time consensus all-state choice ... three-time all-conference and all-area selection ... twice named Downers Grove *Reporter Progress* Player of the Year ... seven points, two rebounds and three assists in Illinois Basketball Coaches Association All-Star game ... selected to AA North All-Star team.

PERSONAL

Born Jan. 9, 1976 in Elmhurst, Ill. ... parents are Julie and Mark Shafer ... grandfather, Frank Wardecker, played football and basketball at Illinois ... a philosophy major.


PERSONNEL



Head Coach

Dick Bennett

- **OVERALL RECORD**
378-203, .651 (20 YEARS)
- **RECORD AT WISCONSIN**
17-15, .531 (1 YEAR)
- **6 POSTSEASON TOURNAMENT APPEARANCES IN THE LAST 7 YEARS**



"Dick Bennett is one of the great X's and O's coaches in the country. What distinguishes Dick is his ability to articulate his ideas. He is able to crystallize his thoughts as well as anybody in the country, which is why his teams are always so well-prepared."

Bob Huggins
Head coach
University of Cincinnati

It only stands to reason that, after a while, teams take on the personality and characteristics of their coach. That being the case, followers of Wisconsin basketball are among the most fortunate fans in America.

The Badger basketball program is in the hands of second-year coach Dick Bennett, who starts his 21st season as a collegiate head coach in 1996-97.

Bennett has been written and talked about by everyone from former players and fellow coaches to family members, administrators and the media. They use the same words and phrases again and again.

Humility. Toughness. Integrity. Competitive. Intense. Passionate. Fundamentally sound. A great teacher.

Bennett stamped his first Wisconsin squad with these personal and professional traits, and masterfully guided a team most felt would struggle to win 10 games to a 17-15 overall record and an appearance in the second round of the National Invitation Tournament.

The 1995-96 Badgers were competitive. They displayed toughness. They often played with passion. Their fundamentals improved. And they were just the seventh team in the school's 98-year basketball history to win at least 17 games.


Wisconsin's performance would have been surprising even if the team had not ...

- Lost its only returning starter when he transferred in December.
- Lost two starters and a regular to season-ending injuries.
- Played the entire Big Ten season with eight scholarship players.
- Played with a roster that contained no one with more than one year of experience at Wisconsin.

But the Badgers battled and competed and persevered to create a memorable season. Bennett set the Wisconsin record for victories in a season by a first-year coach. He became the first Badger coach to win his Big Ten debut since 1912 when Wisconsin defeated Michigan on Jan. 3, 1996. And he re-affirmed his reputation as one of college basketball's best coaches.

JUST ASK HIS PEERS

The *Seattle Post-Intelligencer* conducted a survey of 113 college basketball coaches at the 1995 Final Four and found that Bennett ranked No. 2 nationally when coaches were asked to "name the head coach who regularly does the best job under the most difficult circumstances." The survey also showed that Bennett's peers felt that only Indiana's Bob Knight, North Carolina's Dean Smith and Duke's Mike Krzyzewski rank ahead of him on the national scene when it comes to "strategizing the game." Bennett received votes when coaches were asked "whom would you like to see as coach of the 1996 U.S. Olympic men's basketball team."




BUILDING A WINNER IN TITLETOWN

Bennett came to Wisconsin from UW-Green Bay, where he spent 10 seasons guiding the Phoenix into the national spotlight and solidifying his reputation for coaching overachievers.

He inherited a UWGB team that was 4-24 the year before he arrived and, after his first squad went 5-23, guided the Phoenix to a 15-14 mark in 1986-87. It was just three more years before Bennett and the Phoenix jumped into the national picture with a 24-8 mark in 1989-90. Bennett was named 1990 Mid-Continent Conference Coach of the Year and took the Phoenix to the second round of the National Invitation Tournament.


The 1990-91 campaign was an historic one for Bennett and the Phoenix. Led by Bennett's son, Tony, UW-Green Bay rolled to a 24-7 overall record and appeared in the school's first NCAA tournament, losing 60-58 in the first round against Michigan State. The Phoenix improved to 25-5 in 1991-92 and won their first regular-season conference title before falling in the first round of the NIT. Bennett was named Mid-Continent Conference and Kodak/NABC District 11 Coach of the Year in 1992.

Following a rebuilding campaign at UWGB in 1992-93, Bennett guided the Phoenix to back-to-back NCAA tournament appearances in



THE BENNETT RECORD

YEAR	SCHOOL	W	L	PCT.	POSTSEASON PLAY
1976-77	Wisconsin-Stevens Point	9	17	.346	
1977-78	Wisconsin-Stevens Point	13	14	.481	
1978-79	Wisconsin-Stevens Point	14	12	.538	
1979-80	Wisconsin-Stevens Point	18	10	.643	
1980-81	Wisconsin-Stevens Point	19	7	.731	
1981-82	Wisconsin-Stevens Point	22	6	.786	
1982-83	Wisconsin-Stevens Point	26	4	.867	NAIA Tournament Participant
1983-84	Wisconsin-Stevens Point	28	4	.875	NAIA Tournament Runner-up
1984-85	Wisconsin-Stevens Point	25	5	.833	NAIA Tournament Participant
9-year UW-Stevens Point Record		174	79	.688	
1985-86	Wisconsin-Green Bay	5	23	.179	
1986-87	Wisconsin-Green Bay	15	14	.517	
1987-88	Wisconsin-Green Bay	18	9	.667	
1988-89	Wisconsin-Green Bay	14	14	.500	
1989-90	Wisconsin-Green Bay	24	8	.750	NIT (2nd Round)
1990-91	Wisconsin-Green Bay	24	7	.774	NCAA Tournament (1st Round)
1991-92	Wisconsin-Green Bay	25	5	.833	NIT (1st Round)
1992-93	Wisconsin-Green Bay	13	14	.481	
1993-94	Wisconsin-Green Bay	27	7	.794	NCAA Tournament (2nd Round)
1994-95	Wisconsin-Green Bay	22	8	.733	NCAA Tournament (1st Round)
10-year UW-Green Bay Record		187	109	.632	
1995-96	Wisconsin	17	15	.531	NIT (2nd Round)
11-year High School Record (1965-76)		168	60	.737	
20-year Collegiate Record		378	203	.651	
31-year Head Coaching Record		546	263	.675	



Dick Bennett is considered to be one of college basketball's best teachers.

"All he wanted you to be was the best you can be. I respect him more as a person and what he tried to teach me about being a man than I do for what he taught me about basketball. If your best wasn't getting A's, then get B's and C's. Maximize your talent, no matter what it is. That's something, no matter the situation, you can take with you. I'll take it to my grave."

Terry Porter
Minnesota Timberwolves
star and former
Bennett player at
UW-Stevens Point

"Bennett has to be rated one of the top three or four coaches in the country. I think it would probably be Dean (Smith), Bobby (Knight), John Chaney and Dick Bennett."

Al McGuire
College basketball analyst
and former head coach

his final two seasons. The 1993-94 squad was 27-7, won another conference title and shocked the college basketball world with a first-round NCAA tournament win over a 16th-ranked California squad that featured Jason Kidd and Lamond Murray. Bennett was tabbed Kodak/NABC District 11 Coach of the Year and *Basketball Times* Midwest Coach of the Year in 1994. Bennett's Phoenix were 22-8 in 1994-95 and dropped a 49-48 decision to Big Ten champion Purdue in the first round of the '95 NCAA tournament.

OFF TO COLLEGE

Bennett's first collegiate head coaching position was at UW-Stevens Point in 1976-77. After Bennett's initial season at Stevens Point, the program's winning percentage increased each year for the next seven seasons. The only decrease in winning percentage came in Bennett's final season when the Pointers followed a 28-4 (.875) record with a 25-5 (.833) mark.

Bennett coached UW-Stevens Point to a 174-79 record in nine seasons. His last three Pointer squads, which featured guards Terry Porter (now of the NBA's Minnesota Timberwolves) and Brad Soderberg (now one of Bennett's assistant coaches at Wisconsin) were a combined 79-13 and made three straight appearances in the NAIA tournament. Bennett was named NAIA Coach of the Year after leading his 1983-84 UW-Stevens Point squad to a 28-4 record and second-place finish in the national tournament. Bennett was named Wisconsin State University Conference (WSUC) Coach of the Year in 1982 and 1985, as well as NAIA District 14 and NAIA Area IV Coach of the Year in 1985.

THE JOURNEY BEGAN IN WEST BEND

Dick Bennett's road to Madison began 30 years ago when he coached the 1965-66 freshman squad at West Bend (Wis.) High to a 9-3 mark. He spent 11 seasons coaching Wisconsin high school teams to a combined 168-60 record from 1965-76. In his last year on the prep level, Bennett's Eau Claire Memorial unit recorded a 22-3 mark en route to second place in the state tournament.

LIKE FATHER, LIKE SON, LIKE DAUGHTER

Bennett was born in Pittsburgh on April 20, 1943. His family settled in Clintonville, Wis., in 1955 and he attended Ripon College, where he earned a bachelor's degree in physical education in 1965. During his years at Ripon, Bennett played four years each of basketball (guard), football (halfback, returner) and baseball (third baseman). He holds a master's degree in education (emphasis in professional development) from UW-Stevens Point.

Bennett and his wife, Anne, are the parents of three grown children. Kathi, a former all-state basketball player who guided UW-Oshkosh to the 1996 NCAA Division III women's basketball title, is now the women's head basketball coach at Evansville (Dick and Kathi currently form one of only two father-daughter head basketball coaching tandems at the NCAA Division I level; Minnesota's Clem Haskins and his daughter, Clemette, at Dayton, form the other); Amy, who completed her undergraduate and graduate studies at UW-Stevens Point, is a speech therapist in Green Bay; and Tony, who played for his father from 1988-92 and is UW-Green Bay's all-time leading scorer, currently plays professionally in New Zealand.

Dick's brother, Jack, was named head men's basketball coach at UW-Stevens Point last spring (the same position Dick held to begin his collegiate coaching career).

"Coach Bennett is one of the finest basketball coaches and finest people that I have ever known. His teams are always sound, and he gets the maximum out of each player. His teams play hard and within the spirit of competition. I've always enjoyed coaching against Dick because when the game is over, whether you win or lose, you still feel good about the way the game was played. I've had the opportunity to get to know Dick and his family and have greatly enjoyed our relationship."

Charlie Spoonhour
Head coach
St. Louis University

A Family Affair

The sports world is full of them. Brother combinations. Father-son combinations. Even, in a few instances, father-daughter combinations. But rare is the family that boasts all three in the same sport. Dick Bennett's is one such family.

Below are the members of the Bennett family currently making a living in the game of basketball.

DICK BENNETT: Head coach, Wisconsin.

KATHI BENNETT: Dick's oldest daughter ... head women's coach at Evansville ... Kathi and her father form one of only two father-daughter head coaching combinations presently at the NCAA Division I level ... she coached the UW-Oshkosh women to the NCAA Division III title in 1996.

TONY BENNETT: Dick's son ... plays professionally in New Zealand ... played for three years with the NBA's Charlotte Hornets.

JACK BENNETT: Dick's older brother ... head men's coach at Wisconsin-Stevens Point (the same position Dick held to start his collegiate coaching career).

BENNETT RANKS AMONG NATION'S BEST

Wisconsin head coach Dick Bennett has proven year-in and year-out that he is one of America's top college basketball coaches. And his peers have confirmed it. The *Seattle Post-Intelligencer* conducted a survey of 113 college basketball coaches at the 1995 Final Four and Bennett's name appeared in three categories in which the coaches were asked to rate their peers. Below are the listings in which Bennett was named.

"Name the head coach who regularly does the best job under the most difficult circumstances."

1. John Chaney, Temple
2. DICK BENNETT
3. Pete Carril, Princeton
4. Pete Gillen, Providence
Perry Clark, Tulane
6. Charlie Spoonhour, St. Louis
Fran Dunphy, Penn
8. Rudy Keeling, Maine
Don Haskins, Texas-El Paso
Mike Montgomery, Stanford
Dan Fitzgerald, Gonzaga
Fang Mitchell, Coppin State

"Among Division I head coaches, who is best at strategizing the game?"

1. Bob Knight, Indiana
2. Dean Smith, North Carolina
3. Mike Krzyzewski, Duke
4. DICK BENNETT
5. Roy Williams, Kansas
6. John Chaney, Temple
7. Rick Pitino, Kentucky
8. Eddie Sutton, Oklahoma State
Pete Carril, Princeton

"Whom would you like to see as coach of the 1996 U.S. Olympic men's basketball team?"

1. Mike Krzyzewski, Duke
2. Pat Riley (then of N.Y. Knicks)
3. Roy Williams, Kansas
4. Bob Knight, Indiana
5. Rick Pitino, Kentucky
6. Lenny Wilkins, Atlanta Hawks
7. Nolan Richardson, Arkansas
Larry Brown, Indiana Pacers
9. DICK BENNETT
10. Lute Olson, Arizona
Gary Williams, Maryland
John Chaney, Temple
Dean Smith, North Carolina

Bennett at a Glance

PERSONAL

Born April 20, 1943, in Pittsburgh, Pa.

FAMILY

Wife: Anne

Children: Kathi, Amy and Tony

EDUCATION

Bachelor's degree in physical education from Ripon College, 1965; master's degree in education, UW-Stevens Point

COLLEGIATE COACHING EXPERIENCE

Head coach, Wisconsin-Stevens Point, 1976-85

Head coach, Wisconsin-Green Bay, 1985-95

Head coach, Wisconsin, 1995-present

COLLEGIATE COACHING RECORD

Wisconsin-Stevens Point: 174-79 (.688)

Wisconsin-Green Bay: 187-109 (.632)

Wisconsin: 17-15 (.531)

20-year career: 378-203 (.651)

HONORS AND ACHIEVEMENTS

1982 WSUC Coach of the Year

1984 NAIA Coach of the Year

1985 WSUC Coach of the Year

1985 NAIA Area IV Coach of the Year

1990 Mid-Continent Coach of the Year

1992 Mid-Continent Coach of the Year

1992 NABC District 11 Coach of the Year

1994 NABC District 11 Coach of the Year

1994 *Basketball Times* Midwest Coach of the Year

"Not only do I admire how he coaches, I think he's a tough guy and I really like how he does things. But the other side of him is that, he's a great family guy. I think there is a lot of good in him."

Mike Holmgren
Head coach
Green Bay Packers

BENNETT VS. DIVISION I FOES

Air Force	0-1	Michigan	1-1
Akron	4-3	Michigan State	2-1
Austin Peay	2-0	Minnesota	1-1
Bethune-Cookman	1-0	Mississippi Valley	1-0
Boise State	2-1	Missouri-Kansas City ..	2-0
Bowling Green	2-0	Morgan State	1-0
Butler	3-1	Nebraska	0-4
California	1-0	North Carolina State ..	1-0
Canisius	1-0	Northeastern Illinois ...	1-0
Central Michigan	4-1	Northern Illinois	15-2
Chicago State	7-4	Northern Iowa	12-2
Clemson	0-1	Northwestern	1-4
Cleveland State	12-8	Ohio State	1-1
Colorado	2-1	Oregon	1-1
Colorado State	2-2	Penn State	1-1
Creighton	1-0	Providence	0-1
DePaul	1-0	Purdue	1-3
Detroit	4-0	St. Bonaventure	0-1
East Carolina	1-0	St. Louis	0-1
Eastern Illinois	14-7	San Francisco State ...	1-0
Eastern Washington ...	2-1	Southeast Missouri	1-1
Evansville	0-3	Southwest Missouri ...	0-12
Florida State	0-1	Southern Illinois	1-1
Gonzaga	0-1	Southern Utah	1-0
Howard	0-1	Stephen F. Austin	1-0
Idaho State	0-1	Syracuse	0-1
Illinois	1-2	Temple	1-0
Illinois-Chicago	12-10	Texas Southern	2-0
Illinois State	3-3	Toledo	2-0
Indiana	0-2	UCLA	0-1
Indiana State	1-0	Valparaiso	15-6
Iowa	1-1	Villanova	0-1
Iowa State	0-1	Wake Forest	0-1
LaSalle	2-0	Western Illinois	17-4
Loyola (Ill.)	2-0	Wisconsin	0-3
Loyola-Marymount	0-2	UW-Milwaukee	4-3
Manhattan	1-1	Wright State	7-4
Marquette	3-2	Xavier	0-1
Miami (Fla.)	1-1	Youngstown State	4-0

BENNETT VS. POSTSEASON FOES

NCAA TOURNAMENT

California	1-0
Michigan State	0-1
Purdue	0-1
Syracuse	0-1

NIT

Illinois State	0-1
Manhattan	1-1
St. Louis	0-1
Southern Illinois	1-0

Tony Bennett on Dick Bennett

Who better to reflect on what kind of coach Dick Bennett is than his son, Tony, who under his father's tutelage led UW-Green Bay to national prominence before becoming a member of the NBA's Charlotte Hornets?


Tony Bennett on his father and former coach ...

"He helped me get to a level that I don't think I could have reached playing for anyone else. He has a special gift for being able to draw every ounce of potential out of his players. I think that is his greatest strength as a coach.

"He is a great defensive coach and a great teacher of group and individual defense. He often gets more out of you than you think you have. We shut teams down a number of times just by outlasting them and outworking them. He's second to none as a defensive coach.

"People have said he only knows how to coach that structured offensive style, but that is far from the truth. He evaluates what a player can do and then he lets him do it. He is great at reading situations and putting his players in positions to do damage. I don't think people realize how many good looks at the basket he can give his players. His coaching can really frustrate a defense.

"He is a very honest man. He will push you to work when you play for him. If you don't want to work hard, I wouldn't recommend playing for him. I think all of his players feel a special bond. He has a good perspective on things, and he gets the most out of you."



Dick Bennett is joined by two of his former players, who went on to careers in the NBA. Terry Porter, who was an all-star with the Portland Trail Blazers and is now with the Minnesota Timberwolves, starred at Wisconsin-Stevens Point, while Bennett's son, Tony, played three seasons with the Charlotte Hornets.

A TALENT FOR TURNAROUNDS

During his 20-year collegiate coaching career, Dick Bennett has displayed a remarkable ability for reversing the fortunes of struggling basketball programs. The turnaround performances below speak for themselves.

UW-STEVENS POINT

1973-74	9-17
1974-75	6-20
1975-76	10-16
1976-77 (Under Bennett)	9-17
1977-78 (Under Bennett)	13-14
1978-79 (Under Bennett)	14-12
1979-80 (Under Bennett)	18-10
1980-81 (Under Bennett)	19-7


UW-GREEN BAY

1982-83	9-19
1983-84	9-19
1984-85	4-24
1985-86 (Under Bennett)	5-23
1986-87 (Under Bennett)	15-14
1987-88 (Under Bennett)	18-9
1988-89 (Under Bennett)	14-14
1989-90 (Under Bennett)	24-8

WISCONSIN

1992-93	14-14
1993-94	18-11
1994-95	13-14
1995-96 (Under Bennett)	17-15

Basketball Staff



**Brad
Soderberg**

ASSISTANT COACH

The newest member of the Badger coaching staff, Brad Soderberg, was hired in April of 1995 after two seasons as head coach at South Dakota State.

The 34-year-old Soderberg guided the Jackrabbits to a 36-18 (.667) record from 1993-95, including a 21-15 mark in the highly regarded NCAA Division II North Central Conference.


Soderberg served as head coach at Loras College in Dubuque, Iowa, from 1988-93 and led the Duhawks to a 79-45 (.637) record during his five-year stint. Loras was runner-up in the 1992 National Catholic Basketball Tournament and Soderberg was named tournament Coach of the Year. Soderberg served as assistant coach at Loras during the 1987-88 season before becoming head coach.

Before arriving at Loras, Soderberg was an assistant coach at UW-Stevens Point (1984-85), graduate assistant at Colorado State (1985-86) and assistant coach at Fort Hays State (1986-87).

Soderberg is a 1985 graduate of UW-Stevens Point, where he was a guard and team captain for Bennett's 1984 NAIA national runner-up, a team that included Terry Porter, now with the NBA's Minnesota Timberwolves.

A native of Stevens Point, Wis., Soderberg attended Pacelli High, where his father still coaches. He has a bachelor's degree in physical education from UW-Stevens Point and a master's in physical education from Colorado State (1986).

Soderberg and his wife, Linda, have a son, Kramer, and a daughter, Daley.



**Shawn
Hood**

ASSISTANT COACH

Shawn Hood, 31, joined the Badger staff in August of 1994 after six years as an assistant coach at Cleveland State.

Hood, who served as CSU's senior assistant in his last season, worked with the Vikings' guards during his tenure as an assistant coach and also had responsibilities for scheduling, recruiting, scouting and summer camps. He was responsible for the recruitment of Nike all-Americans Craig Caldwell and Reggie Welch and national top 50 player Jamal Jackson.


Hood was a four-year letterwinner at Cleveland State (1983-87), serving as the Vikings' captain his last two seasons. As a junior in 1985-86, he was a backup point guard on the CSU squad that finished 29-4 and earned the school's first NCAA Tournament bid. CSU posted an 83-79 victory over favored Indiana in the first round, then downed St. Joseph's 75-69 to advance to the "Sweet 16," where they lost 71-70 to David Robinson's Navy squad. Hood started on the 1987 CSU team that went 25-8 and advanced to the second round of the NIT.

Hood, who graduated with a degree in social services in 1988, ranks among the career top 10 in steals, assists and games played at CSU. He scored 529 points during his career.

As a prep at Don Bosco High in Boston, Hood led his team to a pair of state titles and became the first junior in school history to score 1,000 points.

Shawn and his wife, Kim, are the parents of a daughter, Brittany, and a son, Brian.

Basketball Staff



**Brian
Hecker**


ASSISTANT COACH

Brian Hecker, 28, is in his fifth year at Wisconsin and his second season as an assistant coach. In addition to his coaching duties, he directs the Badgers' summer camps and coaching clinics, handles the scouting of Badger opponents and coordinates underclass recruiting. He is also in charge of the team's video operations, as well as the Little Badgers.

Hecker served as the Badgers' administrative assistant his first two years at Wisconsin. He was responsible for coordinating all off-the-court activities for Coach Stu Jackson and the UW basketball program. He coordinated official recruiting visits, team travel, the basketball budget and video operation and co-directed Wisconsin's summer camps and coaching clinics.

Prior to his appointment at Wisconsin, he was a high school basketball coach at Nicolet High School in Milwaukee.

A native of Milwaukee, Hecker earned a bachelor's degree in sports marketing/management from Indiana University in 1990.



**Paul
Costanzo**

ADMINISTRATIVE ASSISTANT

The administrative assistant for the Badger basketball program is Paul Costanzo, who came to the UW in May of 1995 after serving as associate head basketball coach at Wisconsin-River Falls since 1988.

Costanzo, a native of Scranton, Pa., worked with all aspects of the UW-River Falls program, including camps, budgets, academics, video analysis and conditioning, as well as normal coaching responsibilities at practices and games. He also served as recruiting coordinator.


Costanzo also served as head baseball coach at UW-River Falls from 1990-92. Prior to arriving at UW-River Falls, he was an assistant basketball coach and baseball coach at Verona High School (1985-88) and Madison Memorial High School (1984-85).

A member of the National Association of Basketball Coaches and the Wisconsin Basketball Coaches Association, he has developed and marketed a computer software package designed to assist in the basketball recruiting process.

Costanzo majored in physics and chemistry at UW-Madison and UW-River Falls. He also is working on a master of arts in teaching with an emphasis in physics.

He and his wife, Heidi, live in Madison with their daughter, Vanessa, and son, Michael.

Basketball Staff



**Andy
Winterstein**

ATHLETIC TRAINER


The health and well-being of the Wisconsin basketball team is entrusted to Andy Winterstein, Ph.D., ATC. Andy is in his 11th year with the UW sports medicine staff as an athletic trainer.

Winterstein, 34, also holds an academic appointment as an assistant faculty associate in the Department of Kinesiology. He teaches courses in the undergraduate athletic training program, supervises the academic progress of the graduate assistant athletic trainers, coordinates fundraising efforts for the sports medicine program, and also provides care for the UW tennis programs.

A certified member of the National Athletic Trainers Association (NATA), the American College of Sports Medicine and the Wisconsin Athletic Trainers Association, Winterstein spent four seasons in the Houston Astros' organization as a minor league trainer. He served as the trainer for the 1991 Big Ten basketball all-star team that played in Scandinavia.

The Phoenix, Ariz., native earned a bachelor's degree in secondary education/biological sciences from Arizona in 1984 and a master's in physical education with an emphasis in applied physiology and athletic training from Oregon in 1986. He finished his doctorate in educational administration at Wisconsin in December of 1994.

Andy, who enjoys fishing, reading and writing, lives in Madison with his wife, Barb, who is a secretary in the Badger basketball office.



**Scott
Hettenbach**

STRENGTH AND CONDITIONING/SPORTS NUTRITION

Scott Hettenbach begins his first full season as strength and conditioning coach for the Badger basketball team and his third year overall at Wisconsin.

He also works with the Wisconsin football team as a nutritionist and strength and conditioning coach.

Prior to coming to UW-Madison, Hettenbach coached four sports at Brookfield (Wis.) Central High School. Under his direction, the boys track squad won three conference titles.

Hettenbach was graduated from UW-LaCrosse in 1987 with a bachelor's degree in business management and a minor in health. He was a hurdler with the UW-LaCrosse track team for three seasons.

Hettenbach resides in Madison with his wife, JoDeen, and son, Matt, 10.

Basketball Support Staff




Anthony Adams
Dir. of Athletic Compliance



Andy Berns
Academic Coordinator




Cory Dobson
Equipment Manager




Adam Jackson
Manager




Scott Jenkins
Facilities Director



Dave Petroff
Manager




George Platt
Video




Matt Saunders
Manager




Roger Schuster
Field House Manager



John Sheffield
Ticket Director



Mike Unitan
Marketing Director



Alan Zussman
Support Services Director



1996-97 Managers

(Left to Right): Megan Soderberg, Adam Jackson, Courtney Quaye, Amy Zastoupil, Matt Saunders, Cory Dobson, Dave Petroff, Craig Jennings, Tim Stauffacher, Tom Barth



Barb Winterstein
Basketball Secretary



Sally Huegel
Basketball Secretary

Administration



David Ward Chancellor

Chancellor David Ward, the university's 25th chief executive, is actively positioning the University of Wisconsin-Madison for continued excellence in the next century.


Ward, who assumed the chancellorship in June 1993, insists that the university must anticipate societal changes relevant to higher education, and envisions the university as more of an educational partner with public schools, businesses, industry, and its alumni and friends.

"We have a tradition of excellence upon which to build and much to preserve, but I believe it is time for the university to start doing some things differently - not just doing the same things better," said Ward in his 1995 report to the university community entitled "A Vision for the Future: Priorities for UW-Madison in the Next Decade."

"To achieve these ends, we need to pursue our goals within a shared vision of a university that will be as outstanding in the next century as it has been in the past, and is in the present."

Ward was named chancellor after serving as vice chancellor for academic affairs and, additionally, as provost. As the chief executive officer, he has led efforts to improve the quality of undergraduate education, including improved class access and increased undergraduate engagement in research. He has coordinated efforts to enhance the diversity of the UW-Madison campus and restore support for the university's infrastructure, such as libraries, laboratories and computer facilities. Ward has helped to adapt some of the principles of quality management to academic objectives of the campus.

Ward, who also holds the Andrew Hill Clark Professorship of Geography,




says "changes in our funding, in the public's perception and confidence in higher education, and in the demand for high levels of accountability, require us to demonstrate our skills in strategic planning so that citizens of Wisconsin are able to recognize our commitment to education."

Ward was born in Manchester, England, and received bachelor's and master's degrees from the University of Leeds. He earned a Fulbright Travel award to the United States in 1960 and received a doctorate from UW-Madison in 1963. In 1966 he joined the faculty. He later served as chair of the geography department and, still later, associate dean of the Graduate School.

As a scholar Ward is a recognized authority in urban geography. He is a past president of the Association of American Geographers. He has authored two books, edited two books and contributed many articles to leading academic journals. In recognition of his postdoctoral research, Ward was awarded the degree of Litt.D. by his undergraduate alma mater.

Ward is married to Judith B. Ward, who is the executive associate director of the Waisman Center on Mental Retardation and Human Development. They have two sons.

Administration



Pat Richter Director of Athletics

Director of Athletics Pat Richter, the former Badger all-America gridiron star, three-sport letterman and successful business executive, is the man in charge of one of the NCAA's most thriving athletic departments.

During a time of budget tightening, presidential reform and gender equity concerns, Richter has built a model intercollegiate program.

As Director of Athletics, he is responsible for 21 sports, nearly 700 student-athletes and more than 160 employees. Consider that during his administration, he ...

- inherited a division that was \$2.1 million in debt in 1990 and eliminated the red ink on the ledgers in less than four years. That recovery came during a time when three-quarters of the Division I programs in the United States were losing money.

- watched the football, basketball and hockey squads set season attendance marks during his administration. Football attendance has risen every year since his arrival.

- oversaw plans for significant facility improvements, most notably the planning for the \$72 million Kohl Center. Ground-breaking for the future home of Wisconsin basketball and hockey occurred last spring.

All 21 of the division's sports have competed in NCAA post season play during his tenure, and the UW has placed in the top 20 for total sports success in all three seasons of the Director's Cup. The Badgers have claimed two — hockey (1989-90) and men's soccer (1995) — NCAA championships during Richter's tenure.

BADGER PLAYING DAYS

As a player, he earned all-America (1961-62) and academic all-America (1962) honors as an end. He led Wisconsin to the 1963 Rose Bowl and set a record with 11 receptions.

In the first ever college football game between No. 1 and No. 2 ranked teams, Richter and his Badger teammates dropped a 42-37 decision to USC at Pasadena.

Richter led the Big Ten in receiving twice and is still the third-leading receiver in school history. As a senior, Richter won Wisconsin's 1963 Big Ten Medal of Honor.

He earned all-league honors in baseball and led UW in hits, homers and RBI three times. The 6-5 center received his scholarship for basketball.

PROFESSIONAL LIFE

After earning his B.S. degree from the UW in landscape architecture (1964), Pat was a first-round draft pick of the Washington Redskins. He played from 1963-71.


Upon retirement from the NFL, he returned to Wisconsin to earn his law degree (1971). After working at a Madison law firm, he climbed his way to vice president of personnel at Oscar Mayer Corporation.

HONORS AND AWARDS

Richter was honored with an NCAA Silver Anniversary Award for post-college achievements in 1988. He is a member of the Wisconsin State Athletic and Madison Sports Halls of Fame, the NFL Player and Alumni Associations and the American Bar Association. Pat was enshrined in the Athletic Department and Rose Bowl Halls of Fame in '91 and '94, respectively. In the spring of 1995, he became the second Badger to gain induction into the GTE Academic All-America Hall of Fame. He also became just the seventh Badger in school history to be inducted into the College Football Hall of Fame.

Pat and his wife, Renee, have four children: Scott, Brad, Barry and Tim.

Administration



Al Fish
Administrative Officer

Al Fish, Administrative Officer at the Athletic Department since 1989, oversees several internal units in the Division and serves as liaison to campus and state governments and the Athletic Board.

Fish, who came to the Department after three years (1987-89) as the Director of Policy and Budget for the Department of DHSS, is coordinating the construction of the \$72 million Kohl Center on the UW-Madison campus.

He has worked as a liaison to the State Assembly, a budget analyst for the State Budget Office and a program evaluator for the Legislative Audit Bureau.

The 1973 graduate of Luther College is married to Susan Goodwin. They have three children: Cassie (15), Molly (9) and Nick (7).



Cheryl Marra
Sports Administrator

Cheryl Marra begins her seventh year at Wisconsin as an administrator for volleyball, basketball, soccer, tennis, swimming and golf.


She is the Badgers' primary women's athletic administrator to the Big Ten and NCAA.

Marra served as the women's athletic director at Denison University from 1983-90. She was an assistant professor (seven years) for physical education as well as head soccer (11 years) and track (nine) coach at Denison.

She has been a member of the NCAA's Committee on Women's Athletics since 1987 and served as chair of the Women's Soccer Committee.

A 1977 graduate of Slippery Rock State, Marra received her M.A. from Ohio State in 1983.

Marra and her husband, Jerry, have three children: Kelly, Kenny and Peter.



Mike Moss
Sports Administrator

Mike Moss, the newest member of the UW administrative staff, was named Associate Athletic Director in July. He is responsible for the administration of football, hockey, wrestling, softball, track, cross country and crew. He also oversees the academic affairs office.

Moss comes to the UW from Atlanta where he served as Director of Sports Operations for the Atlanta Committee of the Olympic Games since 1993.

He joined the athletic business office at California in 1980 and served as Associate AD for business (1986-92) and student services (1992-93).

He has an undergraduate degree in journalism (Ohio University '61) and a graduate degree in physical education (Cal State-Hayward).

Moss is a retired Lieutenant Commander in the United States Naval Reserve.

Moss is married to Betty Gordon.



Nancy Seifert
Chief Financial Officer


Nancy Seifert has been a member of the Wisconsin Department of Athletics since 1992.

As chief financial officer, Seifert is responsible for overseeing financial planning, budgeting, accounting and business functions for the division. She was instrumental in updating and enhancing the department financial systems and business management techniques.

Prior to her appointment with the Athletic Department, she was Chief Financial Officer for WPPI Inc. and the World Council of Credit Unions.

Seifert is a graduate of the UW with a B.B.A. in accounting and an M.B.A. in finance and accounting. She is a licensed Certified Public Accountant.

Seifert and her husband, Michael, have one daughter, Leigh Ann.



Vince Sweeney
External Relations

Vince Sweeney, in his sixth year at UW-Madison, begins his second season as an Associate Athletic Director in charge of external relations.

He oversees marketing, promotions, licensing, sports information, ticketing, special events and fundraising.

Sweeney was named 1994 "Marketer of the Year" by the Madison Chapter of the American Marketing Association. His department won two "Awards of Excellence" from *Athletics Management* magazine in '95.

Prior to joining the UW, Sweeney worked for 13 years in sports journalism, where he earned several awards as a reporter and editor for the *Madison Press Connection*, *Milwaukee Journal*, *Milwaukee Sentinel*, *Capital Times* and the *Los Angeles Times*.

He and his wife, Sharon, have two daughters, Kelsey and Keara.

OPPONENTS



Memphis

NOV. 23 IN OTTAWA, CANADA



Larry
Finch



Cedric
Henderson

QUICK FACTS

Location: Memphis, TN
Founded: 1912
Enrollment: 20,062
Nickname: Tigers
Colors: Royal Blue & Gray
Arena: The Pyramid (20,142)
Conference: Conference USA
President: Dr. V. Lane Rawlins
Dir. of Athletics: R.C. Johnson

SPORTS INFORMATION

Basketball SID: Mark Owens
Office Phone: (901) 678-2349
Home Phone: (901) 368-6853
FAX: (901) 678-4134
E-mail: mrowens@cc.memphis.edu
Internet: N/A

COACHING STAFF

Head Coach: Larry Finch
Career Record: 204-115 (10 years)
Record at UM: 204-115 (10 years)
Office Phone: (901) 678-2346
Assistant Coaches: John Prince,
 Tom Schuberth, Tim Morgan

TEAM INFORMATION


1995-96 Record: 22-8
Conference Record: 11-3 (T1st)
Lettermen Returning/Lost: 7/7
Starters Returning/Lost: 2/3
Top Returning Scorer:
 Cedric Henderson (12.6 ppg.)
Top Returning Rebounder:
 Cedric Henderson (4.0 rpg.)
Top Newcomers:
 Harry Allen (G, 6-3, Jr.)
 Michael Brittian (C, 6-9, Jr.)
 Demond Lyles (G, 5-11, Jr.)

UNC-Wilmington

NOV. 30 IN MADISON



Jerry
Wainwright



Lamont
Franklin

QUICK FACTS

Location: Wilmington, NC
Founded: 1947
Enrollment: 8,900
Nickname: Seahawks
Colors: Green, Gold & Navy
Arena: Trask Coliseum (6,100)
Conference: Colonial Athletic
President: Dr. James R. Luetze
Dir. of Athletics: Paul A. Miller

SPORTS INFORMATION

Basketball SID: Joe Browning
Office Phone: (910) 962-3236
Home Phone: (910) 799-6058
FAX: (910) 962-3686
E-mail: browningj@uncwil.edu
Internet: N/A

COACHING STAFF

Head Coach: Jerry Wainwright
Career Record: 29-27 (2 years)
Record at UNCW: Same
Office Phone: (910) 962-3234
Assistant Coaches: Kirk Saulny,
 Jeff Maher, Brad Brownell

TEAM INFORMATION

1995-96 Record: 13-16
Conference Record: 11-8 (3rd)
Lettermen Returning/Lost: 9/4
Starters Returning/Lost: 3/2
Top Returning Scorer:
 Mark Byington (9.0 ppg.)
Top Returning Rebounder:
 Mark Byington (2.7 rpg.)
Top Newcomers:
 Victor Ebong (F, 6-7, Fr.)
 Keith Spencer (F, 6-6, Fr.)

Temple

DEC. 4 IN PHILADELPHIA



John
Chaney



Lynard
Stewart

QUICK FACTS

Location: Philadelphia, PA
Founded: 1884
Enrollment: 31,000
Nickname: Owls
Colors: Cherry & White
Arena: McGonigle Hall (3,900)
Conference: Atlantic 10
President: Peter J. Liacouras
Dir. of Athletics: Dave O'Brien

SPORTS INFORMATION

Basketball SID: Scott Cathcart
Office Phone: (215) 204-7445
Home Phone: (609) 753-7114
FAX: (215) 204-7499
E-mail: owlsport@blue.temple.edu
Internet: <http://www.temple.edu/owlsport>

COACHING STAFF

Head Coach: John Chaney
Career Record: 540-188 (22 years)
Record at TU: 315-129 (14 years)
Office Phone: (215) 204-7443
Assistant Coaches: Dean
 Demopoulos, Nate Blackwell

TEAM INFORMATION

1995-96 Record: 20-13
Conference Record: 12-4 (2nd)
Lettermen Returning/Lost: 6/5
Starters Returning/Lost: 2/2
Top Returning Scorer:
 Marc Jackson (15.7 ppg.)
Top Returning Rebounder:
 Marc Jackson (9.0 rpg.)
Top Newcomers:
 Julian Dunkley (F, 6-9, Fr.)
 Juan Sanchez (G, 6-3, Fr.)

Opponents

Brown

DEC. 7 IN MADISON



Frank
Dobbs



Jade
Newburn

QUICK FACTS

Location: Providence, RI
Founded: 1764
Enrollment: 5,519
Nickname: Bears
Colors: Seal Brown, Cardinal Red, White
Arena: Paul Bailey Pizzitola Memorial Sports Center (2,800)
Conference: Ivy League
President: Vartan Gregorian
Dir. of Athletics: David T. Roach

SPORTS INFORMATION

Basketball SID: Chris Humm
Office Phone: (401) 863-2219
Home Phone: (401) 247-2392
FAX: (401) 863-1436
E-mail: christopher_humm@brown.edu
Internet: www.brown.edu/Athletics/

COACHING STAFF

Head Coach: Frank Dobbs
Career Record: 53-77 (5 years)
Record at BU: Same
Office Phone: (401) 863-1315
Assistant Coaches: Chris Maher, Cory Diamond, Scott Eaton

TEAM INFORMATION

1995-96 Record: 10-16
Conference Record: 5-9 (5th)
Lettermen Returning/Lost: 9/6
Starters Returning/Lost: 3/2
Top Returning Scorer:
 Aaron Butler (8.8 ppg.)
Top Returning Rebounder:
 Chris White (5.3 rpg.)
Top Newcomers:
 Oggie Kapetanovic (F, 6-9, Fr.)
 Matt D'Antoni (G, 6-2, Fr.)

UW-Milwaukee

DEC. 10 IN MADISON



Ric
Cobb



Roderick
Johnson

QUICK FACTS

Location: Milwaukee, WI
Founded: 1885
Enrollment: 22,984
Nickname: Panthers
Colors: Black and Gold
Arena: MECCA (11,052)
Conference: Midwestern Coll.
Chancellor: Dr. John Schroeder
Dir. of Athletics: Bud Haidet

SPORTS INFORMATION

Basketball SID: Paul Helgren
Office Phone: (414) 229-5674
Home Phone: (414) 483-0383
FAX: (414) 229-6759
E-mail: phelgren@csd.uwm.edu
Internet: www.uwm.edu/dept/athletics

COACHING STAFF

Head Coach: Ric Cobb
Career Record: 9-18 (1 year)
Record at UWM: Same
Office Phone: (414) 229-5158
Assistant Coaches: Doug Lewis, Kirk Earlywine

TEAM INFORMATION


1995-96 Record: 9-18
Conference Record: 5-11 (T6th)
Lettermen Returning/Lost: 5/5
Starters Returning/Lost: 2/3
Top Returning Scorer:
 Roderick Johnson (14.5 ppg.)
Top Returning Rebounder:
 Roderick Johnson (7.1 rpg.)
Top Newcomers:
 Cyrus Caldwell (G, 6-1, So.)
 John Gilmore (F, 6-7, Fr.)

St. Bonaventure

DEC. 14 IN ST. BONAVENTURE



Jim
Baron



Rashaan
Palmer

QUICK FACTS

Location: St. Bonaventure, NY
Founded: 1858
Enrollment: 2,700
Nickname: Bonnies
Colors: Brown and White
Arena: Reilly Center (6,000)
Conference: Atlantic 10
President: Dr. Robert J. Wickenheiser
Dir. of Athletics: Dr. David Diles

SPORTS INFORMATION

Basketball SID: Mike Hardisky
Office Phone: (716) 375-2319
Home Phone: (716) 372-3187
FAX: (716) 375-2383
E-mail: N/A
Internet: www.sbu.edu/athl/index.html

COACHING STAFF

Head Coach: Jim Baron
Career Record: 122-136 (9 years)
Record at SBU: 48-65 (4 years)
Office Phone: (716) 375-2256
Assistant Coaches: Joe Lombardi, Rob Lanier, Brian Nash

TEAM INFORMATION

1995-96 Record: 10-18
Conference Record: 4-12 (5th East)
Lettermen Returning/Lost: 10/3
Starters Returning/Lost: 4/1
Top Returning Scorer:
 Rashaan Palmer (16.2 ppg.)
Top Returning Rebounder:
 Rashaan Palmer (5.4 ppg.)
Top Newcomers:
 Caswell Cyrus (C, 6-9, Fr.)
 Tim Winn (G, 5-10, Fr.)


Opponents

Providence

DEC. 23 IN PROVIDENCE, RI



Pete
Gillen



Austin
Croshere

QUICK FACTS

Location: Providence, RI
Founded: 1917
Enrollment: 3,512
Nickname: Friars
Colors: Black & White
Arena: Providence Civic Center (13,106)
Conference: Big East
President: Rev. Philip A. Smith
Dir. of Athletics: John Marinatto

SPORTS INFORMATION

Basketball SID: Tim Connor
Office Phone: (401) 865-2272
Home Phone: (401) 273-2379
FAX: (401) 865-2583
E-mail: tconnor@sequent1.providence.edu
Internet: N/A

COACHING STAFF

Head Coach: Pete Gillen
Career Record: 237-100 (11 years)
Record at PC: 35-25 (2 years)
Office Phone: (401) 865-2266
Assistant Coaches: Bobby Gonzalez, Tom Herrion, Mike Malone

TEAM INFORMATION

1995-96 Record: 18-12
Conference Record: 9-9 (3rd)
Lettermen Returning/Lost: 10/4
Starters Returning/Lost: 4/1
Top Returning Scorer:
 Austin Croshere (15.3 ppg.)
Top Returning Rebounder:
 Derrick Brown (6.8 rpg.)
Top Newcomers:
 Abdul Brown (F/C, 6-9, Jr.)
 Kofi Pointer (F, 6-8, Fr.)

Ball State

DEC. 27 IN MADISON



Ray
McCallum



Bonzi
Wells

QUICK FACTS

Location: Muncie, IN
Founded: 1918
Enrollment: 19,515
Nickname: Cardinals
Colors: Cardinal and White
Arena: University Arena (16,319)
Conference: Mid-American
President: Dr. John Worthen
Dir. of Athletics: Andrea Seger

SPORTS INFORMATION

Basketball SID: Joe Hernandez
Office Phone: (317) 285-8242
Home Phone: (317) 289-7919
FAX: (317) 285-8929
E-mail: 00jdhernan@bsuvc.bsuc.edu
Internet: www.bsuc.edu

COACHING STAFF

Head Coach: Ray McCallum
Career Record: 51-35 (3 years)
Record at BSU: Same
Office Phone: (317) 285-8141
Assistant Coaches: Tim Buckley, Tracy Dildy, Butch McClintock

TEAM INFORMATION

1995-96 Record: 16-12
Conference Record: 11-7 (T4th)
Lettermen Returning/Lost: 10/2
Starters Returning/Lost: 4/1
Top Returning Scorer:
 Bonzi Wells (25.4 ppg.)
Top Returning Rebounder:
 Bonzi Wells (8.8 rpg.)
Top Newcomers:
 Jerome Davis (F, 6-5, Fr.)
 LaMont Roland (F/G, 6-3, Fr.)

Marquette

DEC. 31 IN MILWAUKEE



Mike
Deane



Aaron
Hutchins

QUICK FACTS

Location: Milwaukee, WI
Founded: 1881
Enrollment: 10,750
Nickname: Golden Eagles
Colors: Blue and Gold
Arena: Bradley Center (18,592)
Conference: Conference USA
President: Rev. Robert A. Wild, S.J.
Dir. of Athletics: Bill Cords

SPORTS INFORMATION

Basketball SID: Kathleen Hohl
Office Phone: (414) 288-7447
Home Phone: (414) 645-1419
FAX: (414) 288-6519
E-mail: hohlk@vmsa.csd.mu.edu
Internet: www.mu.edu/athletics

COACHING STAFF

Head Coach: Mike Deane
Career Record: 234-122 (12 years)
Record at MU: 44-20 (2 years)
Office Phone: (414) 288-7130
Assistant Coaches: Dan Theiss, Bo Ellis, Mike Rice

TEAM INFORMATION

1995-96 Record: 23-8
Conference Record: 10-4/3rd
Lettermen Returning/Lost: 9/5
Starters Returning/Lost: 3/2
Top Returning Scorer:
 Aaron Hutchins (14.0 ppg.)
Top Returning Rebounder:
 Faisal Abraham (5.0 rpg.)
Top Newcomers:
 Alton Mason (G, 6-1, Fr.)
 Bart Miller (G/F, 6-5, Fr.)

Opponents

Minnesota

JAN. 2 IN MINNEAPOLIS
MARCH 8 IN MADISON



Clem
Haskins



John
Thomas

QUICK FACTS

Location: Minneapolis, MN
Founded: 1851
Enrollment: 39,000
Nickname: Golden Gophers
Colors: Maroon and Gold
Arena: Williams Arena (14,300)
Conference: Big Ten
President: Nils Hasselmo
Dir. of Athletics: Dr. Mark Dienhart

SPORTS INFORMATION

Basketball SID: Bill Crumley
Office Phone: (612) 625-4090
Home Phone: (612) 425-5886
FAX: (612) 625-0359
E-mail: crum1001@maroon.tc.umn.edu
Internet: gophersports.umn.edu/

COACHING STAFF

Head Coach: Clem Haskins
Career Record: 271-210 (16 years)
Record at UM: 170-137 (10 years)
Office Phone: (612) 625-3085
Assistant Coaches: Larry Davis, Bill Brown

TEAM INFORMATION


1995-96 Record: 19-13
Conference Record: 10-8 (5th)
Lettermen Returning/Lost: 10/2
Starters Returning/Lost: 5/0
Top Returning Scorer:
Bobby Jackson (13.8 ppg.)
Top Returning Rebounder:
Courtney James (6.9 rpg.)
Top Newcomers:
Russ Archambault (G, 6-1, Fr.)
Kevin Loge (F/C, 6-9, Fr.)
Kyle Sanden (C, 6-10, Fr.)

Indiana

JAN. 4 IN MADISON
MARCH 5 IN BLOOMINGTON



Bob
Knight



Andrae
Patterson

QUICK FACTS

Location: Bloomington, IN
Founded: 1820
Enrollment: 36,000
Nickname: Hoosiers
Colors: Crimson & Cream
Arena: Assembly Hall (17,357)
Conference: Big Ten
President: Dr. Myles Brand
Dir. of Athletics: Clarence Doninger

SPORTS INFORMATION

Basketball SID: Gregg Elkin
Office Phone: (812) 855-9399
Home Phone: (812) 330-0550
FAX: (812) 855-9401
E-mail: gelkin@indiana.edu
Internet: www.indiana.edu/~athlweb/home.html

COACHING STAFF

Head Coach: Bob Knight
Career Record: 678-247 (31 years)
Record at IU: 576-197 (25 years)
Office Phone: (812) 855-2238
Assistant Coaches: Dan Dakich, Ron Felling, Craig Hartman

TEAM INFORMATION


1995-96 Record: 19-12
Conference Record: 12-6 (T2nd)
Lettermen Returning/Lost: 7/3
Starters Returning/Lost: 3/2
Top Returning Scorer:
Andrae Patterson (11.3 ppg.)
Top Returning Rebounder:
Andrae Patterson (6.2 rpg.)
Top Newcomers:
Jason Collier (C, 7-0, Fr.)
A.J. Guyton (G, 6-1, Fr.)
Michael Lewis (G, 6-3, Fr.)

Michigan State

JAN. 9 IN MADISON (ESPN)
MARCH 1 IN EAST LANSING



Tom
Izzo



Ray
Weathers

QUICK FACTS

Location: East Lansing, MI
Founded: 1855
Enrollment: 40,647
Nickname: Spartans
Colors: Green and White
Arena: Breslin Center (15,138)
Conference: Big Ten
President: Peter McPherson
Dir. of Athletics: Merritt J. Norvell

SPORTS INFORMATION

Basketball SID: John Farina
Office Phone: (517) 355-2272
Home Phone: (517) 351-9062
FAX: (517) 353-9636
E-mail: john.farina@msu.edu
Internet: web.msu.edu/sports/

COACHING STAFF

Head Coach: Tom Izzo
Career Record: 16-16 (1 year)
Record at MSU: Same
Office Phone: (517) 355-1643
Assistant Coaches: Tom Crean, Stan Heath, Mike Garland

TEAM INFORMATION

1995-96 Record: 16-16
Conference Record: 9-9 (7th)
Lettermen Returning/Lost: 7/6
Starters Returning/Lost: 3/2
Top Returning Scorer:
Ray Weathers (9.7 ppg.)
Top Returning Rebounder:
Jon Garavaglia (4.5 rpg.)
Top Newcomers:
Mateen Cleaves (G, 6-2, Fr.)
Dajuan Wiley (C, 6-9, Jr.)

Iowa

JAN. 11 IN IOWA CITY
FEB. 26 IN MADISON



Tom
Davis



Jess
Settles

QUICK FACTS

Location: Iowa City, IA
Founded: 1847
Enrollment: 27,597
Nickname: Hawkeyes
Colors: Old Gold and Black
Arena: Carver-Hawkeye (15,500)
Conference: Big Ten
President: Mary Sue Coleman
Dir. of Athletics: Bob Bowlsby

SPORTS INFORMATION

Basketball SID: Steve Roe
Office Phone: (319) 335-9411
Home Phone: (319) 339-0980
FAX: (319) 335-9417
E-mail: steven-roe@uiowa.edu
Internet: www.biz.uiowa.edu/hawkeyes/home.html

COACHING STAFF

Head Coach: Tom Davis
Career Record: 481-259 (25 years)
Record at UI: 207-109 (10 years)
Office Phone: (319) 335-9444
Assistant Coaches: Gary Close, Frank DiLeo, Rich Walker

TEAM INFORMATION

1995-96 Record: 23-9
Conference Record: 11-7 (4th)
Lettermen Returning/Lost: 7/4
Starters Returning/Lost: 2/3
Top Returning Scorer:
Jess Settles (15.1 ppg.)
Top Returning Rebounder:
Jess Settles (7.5 rpg.)
Top Newcomers:
Jeff Walker (G, 6-4, Fr.)
Vernon Simmons (F, 6-6, Jr.)
Ryan Luehrsmann (G, 6-1, Fr.)

Penn State

JAN. 18 IN MADISON
FEB. 19 IN UNIVERSITY PARK



Jerry
Dunn



Dan
Earl

QUICK FACTS

Location: University Park, PA
Founded: 1855
Enrollment: 32,715
Nickname: Nittany Lions
Colors: Blue and White
Arena: Bryce Jordan Center (15,300)
Conference: Big Ten
President: Dr. Graham Spanier
Dir. of Athletics: Tim Curley

SPORTS INFORMATION

Basketball SID: Pat Donghia
Office Phone: (814) 865-1757
Home Phone: (814) 235-6745
FAX: (814) 863-3165
E-mail: TBA
Internet: www.psu.edu:80/Sports.html

COACHING STAFF

Head Coach: Jerry Dunn
Career Record: 21-7 (1 year)
Record at PSU: Same
Office Phone: (814) 865-5494
Assistant Coaches: Chuck Swenson, Mike Boyd

TEAM INFORMATION

1995-96 Record: 21-7
Conference Record: 12-6 (T2nd)
Lettermen Returning/Lost: 7/5
Starters Returning/Lost: 3/2
Top Returning Scorer:
Pete Lisicky (13.3 ppg.)
Top Returning Rebounder:
Calvin Booth (5.4 rpg.)
Top Newcomers:
Titus Ivory (G, 6-4, Fr.)
Carl Jackson (F/C, 6-8, Fr.)

Purdue

JAN. 22 IN WEST LAFAYETTE
FEB. 15 IN MADISON



Gene
Keady



Chad
Austin

QUICK FACTS

Location: West Lafayette, IN
Founded: 1869
Enrollment: 34,685
Nickname: Boilermakers
Colors: Old Gold & Black
Arena: Mackey Arena (14,123)
Conference: Big Ten
President: Dr. Steven C. Beering
Dir. of Athletics: Morgan Burke

SPORTS INFORMATION

Basketball SID: Steve Allen
Office Phone: (317) 494-3198
Home Phone: (317) 463-7100
FAX: (317) 494-5447
E-mail: sla@omni.cc.purdue.edu
Internet: www.purdue.edu/Purdue/Sports.html

COACHING STAFF

Head Coach: Gene Keady
Career Record: 386-167 (18 years)
Record at PU: 348-148 (16 years)
Office Phone: (317) 494-3214
Assistant Coaches: Bruce Weber, Frank Kendrick, Jay Price

TEAM INFORMATION

1995-96 Record: 26-6
Conference Record: 15-3 (1st)
Lettermen Returning/Lost: 7/6
Starters Returning/Lost: 1/4
Top Returning Scorer:
Chad Austin (12.8 ppg.)
Top Returning Rebounder:
Brad Miller (4.9 rpg.)
Top Newcomers:
Mosi Barnes (G, 6-0, Fr.)
Jaraan Cornell (G, 6-3, Fr.)
Michael Robinson (F, 6-6, Fr.)

Opponents

Illinois

JAN. 25 IN URBANA-CHAMPAIGN
FEB. 12 IN MADISON



Lon
Kruger



Kiwane
Garris

QUICK FACTS

Location: Urbana-Champaign, IL
Founded: 1867
Enrollment: 36,000
Nickname: Fighting Illini
Colors: Orange and Blue
Arena: Assembly Hall (16,450)
Conference: Big Ten
Chancellor: Michael Aiken
Dir. of Athletics: Ron Guenther

SPORTS INFORMATION

Basketball SID: TBA
Office Phone: (217) 333-1391
Home Phone: TBA
FAX: (217) 333-5540
E-mail: TBA
Internet: www.athletics.uiuc.edu/

COACHING STAFF

Head Coach: Lon Kruger
Career Record: 237-185 (15 years)
Record at UI: First year
Office Phone: (217) 333-3400
Assistant Coaches: Bobby McCullum,
Rob Judson, Mike Shepherd

TEAM INFORMATION

1995-96 Record: 18-13
Conference Record: 7-11 (9th)
Lettermen Returning/Lost: 9/2
Starters Returning/Lost: 4/1
Top Returning Scorer:
Kiwane Garris (15.4 ppg.)
Top Returning Rebounders:
Jerry Gee, Bryant Notree (6.1 rpg.)
Top Newcomers:
Halim Abdullah (G, 5-9, Jr.)
Victor Chukwudebe (F, 6-7, Fr.)
Fess Hawkins (C, 6-9, Fr.)

Northwestern

JAN. 29 IN MADISON (ESPN2)
FEB. 8 IN EVANSTON



Ricky
Byrdsong



Geno
Carlisle

QUICK FACTS

Location: Evanston, IL
Founded: 1851
Enrollment: 7,400
Nickname: Wildcats
Colors: Purple and White
Arena: Welsh-Ryan Arena (8,117)
Conference: Big Ten
President: Henry S. Bienen
Dir. of Athletics: Rick Taylor

SPORTS INFORMATION

Basketball SID: Lisa Juscik
Office Phone: (847) 491-7503
Home Phone: (847) 733-8074
FAX: (847) 491-8818
E-mail: l-juscik@nwu.edu
Internet: nuinfo.nwu.edu/
athletics/

COACHING STAFF

Head Coach: Ricky Byrdsong
Career Record: 80-143 (8 years)
Record at NU: 27-56 (3 years)
Office Phone: (847) 491-7906
Assistant Coaches: Paul Swanson,
Shawn Parrish, Jamal Meeks

TEAM INFORMATION


1995-96 Record: 7-20
Conference Record: 2-16 (11th)
Lettermen Returning/Lost: 7/3
Starters Returning/Lost: 4/1
Top Returning Scorer:
Geno Carlisle (19.7 ppg.)
Top Returning Rebounder:
Evan Eschmeyer (6.6 rpg.)
Top Newcomers:
Carvell Ammons (F, 6-6, Fr.)
Aron Molnar (C, 6-11, Fr.)

Ohio State

FEB. 1 IN COLUMBUS



Randy
Ayers



Jermaine
Tate

QUICK FACTS

Location: Columbus, OH
Founded: 1870
Enrollment: 48,600
Nickname: Buckeyes
Colors: Scarlet & Grey
Arena: St. John Arena (13,276)
Conference: Big Ten
President: Dr. E. Gordon Gee
Dir. of Athletics: Andy Geiger

SPORTS INFORMATION

Basketball SID: Gerry Emig
Office Phone: (614) 292-6861
Home Phone: (614) 459-5436
FAX: (614) 292-8547
E-mail: emig.1@osu.edu
Internet: www.acs.ohio-state.edu/
osu/athletics.html

COACHING STAFF

Head Coach: Randy Ayers
Career Record: 114-91 (7 years)
Record at OSU: Same
Office Phone: (614) 292-0505
Assistant Coaches: Jene Davis,
Jerry Francis, Randy Roth

TEAM INFORMATION


1995-96 Record: 10-17
Conference Record: 3-15 (10th)
Lettermen Returning/Lost: 7/4
Starters Returning/Lost: 4/1
Top Returning Scorer:
Damon Stringer (11.3 ppg.)
Top Returning Rebounder:
J. Tate, Shaun Stonerook (6.9 rpg.)
Top Newcomers:
Ed Jenkins (C, 6-9, Jr.)
Trent Jackson Jr. (G, 6-4, Fr.)
Sean Tucker (F, 6-7, Fr.)

Michigan

FEB. 6 IN MADISON (ESPN)



Steve
Fisher



Maceo
Baston

QUICK FACTS

Location: Ann Arbor, MI
Founded: 1817
Enrollment: 36,468
Nickname: Wolverines
Colors: Maize and Blue
Arena: Crisler Arena (13,562)
Conference: Big Ten
President: Homer A. Neal (interim)
Dir. of Athletics: Joe Roberson

SPORTS INFORMATION

Basketball SID: B.J. Sohn
Office Phone: (313) 763-1381
Home Phone: (313) 481-9336
FAX: (313) 747-1188
E-mail: bjsohn@umich.edu
Internet: www.umich.edu/
 ~mgoblue

COACHING STAFF

Head Coach: Steve Fisher
Career Record: 160-71 (8 years)
Record at UM: Same
Office Phone: (313) 763-5504
Assistant Coaches: Brian Dutcher,
 Scott Perry, Scott Trost

TEAM INFORMATION

1995-96 Record: 20-12
Conference Record: 10-8 (T5th)
Lettermen Returning/Lost: 8/2
Starters Returning/Lost: 4/1
Top Returning Scorer:
 Maurice Taylor (14.0 ppg.)
Top Returning Rebounder:
 Maurice Taylor (6.9 rpg.)
Top Newcomers:
 Brandun Hughes (G, 6-0, Jr.)
 Peter Vignier (C, 6-11, Fr.)

Wisconsin Travel Headquarters

AT OTTAWA (VS. MEMPHIS)

Westin Hotel
 11 Colonel By Drive
 Ottawa, ONT K1N 9H4
 Phone: 613-560-7000
 FAX: 613-560-2716

AT TEMPLE

Doubletree Hotel
 Broad Street at Locust
 Philadelphia, PA 19107
 Phone: 215-893-1600
 FAX: 215-893-1664

AT ST. BONAVENTURE

Castle Inn
 3220 West State Road
 Olean, NY 14760
 Phone: 800-422-7853
 FAX: 716-372-4745

AT MARQUETTE

Hyatt Regency Milwaukee
 333 West Kilbourn
 Milwaukee, WI 53203
 Phone: 414-270-6067
 FAX: 414-270-6069

AT MINNESOTA

Marriott City Center
 30 S. 7th Street
 Minneapolis, MN 55402
 Phone: 612-349-4069
 FAX: 612-349-9223

AT IOWA

Holiday Inn
 210 S. Dubuque
 Iowa City, IA 52240
 Phone: 319-337-4058
 FAX: 319-337-7037

AT PURDUE

Radisson Inn Lafayette
 4343 State Rd. 26 East
 Lafayette, IN 47905
 Phone: 317-447-0575
 FAX: 317-447-0901

AT ILLINOIS

Radisson Suite Hotel
 101 Trade Center Dr.
 Champaign, IL 61820
 Phone: 217-398-3400
 FAX: 217-398-6147

AT OHIO STATE

Columbus Marriott North
 6500 Doubletree Avenue
 Columbus, OH 43229-1145
 Phone: 614-885-1885
 FAX: 614-885-3813

AT NORTHWESTERN

Northshore Hilton
 9599 Skokie Blvd.
 Skokie, IL 60077
 Phone: 847-329-4369
 FAX: 847-674-5204

AT PENN STATE

Nittany Lion Inn
 200 W. Park Ave.
 State College, PA 16803
 Phone: 814-231-7500
 FAX: 814-231-7510

AT MICHIGAN STATE

Sheraton Lansing
 925 S. Creyts Rd.
 Lansing, MI 48917
 Phone: 517-323-7100
 FAX: 517-323-2180

AT INDIANA

Holiday Inn
 1710 Kinser Pike
 Bloomington, IN 47401
 Phone: 812-334-3252
 FAX: 812-333-1702

1997 Big Ten Schedule

JANUARY

- 2 Michigan State @ Indiana (CS) 7 EST
Northwestern @ Iowa (CS) 7 CST
Ohio State @ Michigan (CS) 9 EST
Purdue @ Illinois (CS) 8 CST
Wisconsin @ Minnesota (CS) 7 CST
- 4 Illinois @ Ohio State (CS) 8 EST
Indiana @ Wisconsin (CW) 1:30 CST
Iowa @ Penn State (CS) 8 EST
Michigan @ Northwestern (CS) 7 CST
Minnesota @ Michigan State (CW) 12:15 EST
- 7 Iowa @ Purdue [ESPN] 7:30 EST
- 8 Minnesota @ Indiana (CS) 8 EST
Penn State @ Ohio State (CS) 8 EST
- 9 Illinois @ Michigan [ESPN] 7:30 EST
Michigan State @ Wisconsin [ESPN] 8:30 CST
- 11 Michigan @ Minnesota (CW) 1:30 CST
Northwestern @ Purdue (CW) 12:15 EST
Ohio State @ Michigan State (CS) 8 EST
Penn State @ Illinois (CW) 3:30 CST
Wisconsin @ Iowa (CS) 7 CST
- 14 Minnesota @ Illinois [ESPN] 6:30 CST
- 15 Indiana @ Northwestern (CS) 7 CST
Michigan State @ Penn State (CS) 8 EST
Ohio State @ Iowa (CS) 7 CST
- 16 Purdue @ Michigan (CS) 8 EST
- 18 Minnesota @ Ohio State (CW) 12:15 EST
Northwestern @ Michigan State (CW) 2:30 EST
Penn State @ Wisconsin (CS) 3:30 CST
Indiana @ Purdue (CS) 4:30 EST
- 19 Iowa @ Michigan [CBS] 12 EST
- 21 Michigan @ Indiana [ESPN] 7:30 EST
- 22 Illinois @ Michigan State (CS) 8 EST
Penn State @ Northwestern (CS) 7 CST
Wisconsin @ Purdue (CS) 8 EST
- 23 Iowa @ Minnesota [ESPN] 6:30 CST
- 25 Ohio State @ Northwestern (CW) 12:15 CST
Purdue @ Minnesota (CS) 7 CST
Wisconsin @ Illinois (CW) 2:30 CST
Michigan @ Michigan State (CS) 8 EST
- 26 Indiana @ Penn State [CBS] 12 EST
- 28 Michigan @ Penn State [ESPN] 7:30 EST
- 29 Illinois @ Iowa (CS) 7 CST
Michigan State @ Purdue (CS) 8 EST
Northwestern @ Wisconsin [ESPN2] 6 CST
- 30 Indiana @ Ohio State (CS) 8 EST

FEBRUARY

- 1 Michigan State @ Michigan (CW) 2:30 EST
Minnesota @ Northwestern (CS) 7 CST
Purdue @ Penn State (CS) 8 EST
Wisconsin @ Ohio State (CW) 12:15 EST
- 2 Illinois @ Indiana [CBS] 1 EST
- 4 Indiana @ Iowa [ESPN] 6:30 CST
- 5 Northwestern @ Illinois (CS) 7 CST
Ohio State @ Purdue (CS) 8 EST
Penn State @ Minnesota (CS) 7 CST

- 6 Michigan @ Wisconsin [ESPN] 6:30 CST
- 8 Ohio State @ Indiana (CS) 4:30 EST
Penn State @ Michigan (CW) 12:15 EST
Purdue @ Michigan State (CW) 2:30 EST
Wisconsin @ Northwestern (CS) 7 CST
- 9 Iowa @ Illinois [CBS] 12 p.m. CST
- 11 Penn State @ Indiana [ESPN] 7:30 EST
- 12 Illinois @ Wisconsin (CS) 7 CST
Iowa @ Michigan State (CS) 8 EST
Minnesota @ Purdue (CS) 8 EST
- 13 Northwestern @ Ohio State [ESPN] 7:30 EST
- 15 Michigan State @ Illinois (CS) 3:30 CST
Minnesota @ Iowa (CW) 1:30 CST
Northwestern @ Penn State (CW) 12:15 EST
Purdue @ Wisconsin (CS) 3:30 CST
- 16 Indiana @ Michigan [CBS] 4 EST
- 18 Purdue @ Indiana [ESPN] 7:30 EST
- 19 Michigan State @ Northwestern (CS) 7 CST
Ohio State @ Minnesota (CS) 7 CST
Wisconsin @ Penn State (CS) 8 EST
- 20 Michigan @ Iowa [ESPN] 6:30 CST
- 22 Illinois @ Minnesota (CW) 1:30 CST
Iowa @ Ohio State (CS) 8 EST
Northwestern @ Indiana (CW) 12:15 EST
Penn State @ Michigan State (CS) 8 EST
- 23 Michigan @ Purdue [CBS] 12 EST
- 25 Illinois @ Penn State [ESPN] 7:30 EST
- 26 Iowa @ Wisconsin (CS) 7 CST
Michigan State @ Ohio State [ESPN2] 7:30 EST
Minnesota @ Michigan (CS) 8 EST
Purdue @ Northwestern (CS) 7 CST

MARCH

- 1 Indiana @ Minnesota (CS) 3:30 CST
Ohio State @ Penn State (CW) 12:15 EST
Wisconsin @ Michigan State (CS) 4:30 EST
Michigan @ Illinois or Purdue @ Iowa (CW) 1:30 CST
- 2 Michigan @ Illinois or Purdue @ Iowa [CBS] 1 CST
- 5 Northwestern @ Michigan (CS) 8 EST
Ohio State @ Illinois (CS) 7 CST
Penn State @ Iowa [ESPN] 6:30 CST
Wisconsin @ Indiana (CS) 8 EST
- 6 Michigan State @ Minnesota (CS) 7 CST
- 8 Illinois @ Purdue or
Michigan @ Ohio State (CBS) 12 EST
Indiana @ Michigan State (CS) 8 EST
Iowa @ Northwestern (CW) 3 CST
Minnesota @ Wisconsin (CW) 1 CST
- 9 Illinois @ Purdue or Michigan @ Ohio State

NOTE:

March 1-2 wildcard game determined no later than Feb. 18.
March 8-9 wildcard game determined no later than Feb. 25.

CS - Creative Sports
CW - Creative Sports Regional Weekend

1997 NCAA Tournament

First and Second Round

SITE	HOST INSTITUTION	DATES
East Region		
Lawrence Joel Veterans Memorial Coliseum Winston-Salem, NC	Wake Forest	March 13, 15
Pittsburgh Civic Arena Pittsburgh, PA	Duquesne	March 14, 16
Southeast Region		
The Pyramid Memphis, TN	Memphis	March 13, 15
Charlotte Coliseum Charlotte, NC	Davidson	March 14, 16
Midwest Region		
The Palace of Auburn Hills Auburn Hills, MI	Mid-American Conference	March 13, 15
Kemper Arena Kansas City, MO	Kansas	March 14, 16
West Region		
Jon M. Huntsman Center Salt Lake City, UT	Utah	March 13, 15
McKale Center Tucson, AZ	Arizona	March 14, 16


Regionals

East Region		
Carrier Dome Syracuse, NY	Syracuse	March 21, 23
Southeast Region		
Birmingham-Jefferson Civic Center	Southeastern Conference	March 21, 23
Midwest Region		
Alamodome San Antonio, TX	Texas-San Antonio	March 20, 22
West Region		
San Jose Arena San Jose, CA	San Jose State/Western Ath. Conference	March 20, 22

Final Four

RCA Dome Indianapolis, IN	Butler	March 29, 31
------------------------------	--------	--------------

REVIEW



1995-96 Season Chronology

NOV. 20

Wisconsin opens the Dick Bennett-era with a 66-58 loss to third-ranked Villanova in the first round of the Maui Invitational. The Badgers lead 37-36 with 15:39 left to play in the game, but the Wildcats counter with a 17-7 run and hold on to win.

NOV. 21

The Badgers register another solid effort in the second round of the Maui Invitational against fourth-ranked and defending NCAA champion UCLA, but come up short, 68-57. Wisconsin gets a game-high 21 points and nine rebounds from freshman Sam Okey. Booker Coleman injures his right knee and misses the Badgers' next four games.

NOV. 22

Bennett records his first win at Wisconsin, a 104-66 decision over Maui Invitational-host Chaminade. Six Badgers score in double figures, led by Osita Nwachukwu's "double-double" (17-10).

The Badgers leave Maui with the second-best (behind tourney champ Villanova) scoring defense average in the tournament.

NOV. 25

Freshman guard Duany Duany fractures a bone in his right foot during practice and is lost for the season.

NOV. 28

Mosezell Peterson scores a career-high 18 points and Sean Daugherty adds his first career "double-double" (16-11) as the Badgers win their home opener 89-55 over Northeastern Illinois.

DEC. 2

The Badgers record a big, early-season win with a 57-54 overtime decision at home over Temple. The matchup between defensive masterminds Dick Bennett and John Chaney is tied at 45 after regulation.

DEC. 5

Darnell Hoskins, Daugherty and Okey score 22, 21 and 20 points, respectively, to help erase a 12-point deficit and secure a 94-91 win at Wright State. Wisconsin shoots .679 from the field during its 58-point second half.

DEC. 9 & 11

Okey records "double-doubles" against St. Bonaventure (27-14) and Providence (11-10) but the Badgers fall at home to the Bonnies and on the road to the Friars.

DEC. 14


Okey's 23 points help the UW snap its two-game skid with a 90-73 home win over eventual NCAA Tournament participant Valparaiso.

DEC. 18

Hoskins, the team's only returning starter and most experienced player, announces that he is leaving the University to return to his home in Dayton. He later transfers to the University of Dayton.

DEC. 31

The Badgers record another major non-conference victory with a 55-46 triumph at home over Marquette. Wisconsin holds the Golden Eagles to .316 field goal shooting, including .280 in the second half.



Forward Sam Okey became the first player in Big Ten history to lead his team in points, rebounds, assists and blocked shots. He was named the conference's Freshman of the Year.

JAN. 3

Bennett becomes the first Wisconsin coach to win his Big Ten debut since Walter Meanwell in 1912 when the Badgers upset No. 21 Michigan 51-46. The Badgers overcome a 10-point halftime deficit and hold the Wolverines to just three second-half field goals, including none for more than 15 minutes. Starting guard Sean Mason, however, injures the ACL in his right knee late in the game and is lost for the season.

JAN. 7

Playing the final game at Penn State's Rec Hall, the Badgers fall 79-50.

JAN. 10

The Badgers lose their 30th straight to Indiana, 81-55, in Bloomington. Junior guard Shawn Carlin leaves the game in the first half with an injury to his left leg and misses the next two games.

JAN. 13

Facing 11th-ranked Iowa with just seven scholarship players available, the Badgers pull off a shocking 80-71 win over the Hawkeyes behind 23 points from Okey and 19 points and nine rebounds from Peterson.

JAN. 17

Still playing with only seven scholarship players, Wisconsin holds Michigan State scoreless for the game's first 9:36 on its way to a 61-48 win over the Spartans. Peterson registers a career-high 23 points and a career-high 11 rebounds.

JAN. 20

Wisconsin drops a 62-52 decision at Northwestern, the Wildcats' first Big Ten win of the season.

JAN. 24

The Badgers trail by as many as 14 points in the first half and by 11 at halftime before charging back for a 73-65 overtime win over Minnesota. Auriantal sends the game to overtime with a three-pointer with 37 seconds left. Daugherty's "double-double" (17-12) paces the UW, which takes its first lead of the game at 62-60 with 2:57 left in overtime.

JAN. 31

Wisconsin commits a season high-tying 23 turnovers in a 63-55 loss at Ohio State before an ESPN2 audience.

FEB. 3

With Coach Bennett in Boston attending his brother's funeral, assistant coach Brad Soderberg guides the Badgers to their first win (57-56) at Illinois since 1981. Auriantal hits the game-winning, 10-foot jumper with seven seconds left to play.

FEB. 7

Riding an eight-game home winning streak, the Badgers shoot just .306 from the field and lose 75-42 to eventual Big Ten champion Purdue.

FEB. 10

Auriantal scores 18 points, including 10 in the game's final 4:02, and has three steals to lead the Badgers to a 62-56 win at home over Ohio State.

FEB. 17

Despite 14 points, eight rebounds, five assists and two steals from Okey, Minnesota outscores Wisconsin 12-7 over the last 4:50 to pull out a 70-66 victory over the Badgers in Minneapolis.

FEB. 21

Northwestern's Geno Carlisle scores 39 points to lead the Wildcats to an 82-71 win over the Badgers in Madison. A national ESPN audience sees Okey record 17 points, seven rebounds, seven assists, two blocks and three steals, but the Badgers drop their second straight to the Wildcats.

FEB. 24

Playing what Bennett calls their best game of the season, the Badgers notch a 73-52 win at Michigan State. It is the UW's second-largest margin of victory in a Big Ten road game since 1956.

FEB. 28

The Badgers are unable to hold a nine-point, second-half lead and fall at Iowa, which gets 25 points from forward Jess Settles.

MARCH 2

Indiana gains its 31st consecutive win over the Badgers, 76-68. It is Wisconsin's third loss in the last four home games.

MARCH 6

Trailing 16th-ranked Penn State by at least five points on three different occasions in the second half, the Badgers rally to win 54-52 on Daugherty's 16-foot jumper at the buzzer. Okey records 17 points, nine rebounds, five assists, four blocks and two steals.

MARCH 9

The Badgers close the regular season with a 65-51 loss at Michigan. UW is held to 0-for-9 three-point shooting and is outscored 23-7 at the free throw line.

MARCH 13

Wisconsin holds Manhattan without a field goal in the game's last 11:28 and overcomes a nine-point second-half deficit to defeat the Jaspers 55-42 in a first-round NIT game in Madison. The win is bittersweet, however, as the Badgers lose Peterson — the team's second-leading scorer — to a season-ending knee injury.

MARCH 18

Okey scores a career-high 28 points but the Badgers' season ends with a 77-62 loss at home to Illinois State in the second round of the NIT.

1995-96 Results

Date	Opponent	W-L	Score	Atten.	Overall Record	Big 10 Record	Top UW Scorer
Nov. 7	GEORGIA SELECT	Exh.	79-33	10,537	—	—	Daugherty 14
Nov. 15	MARATHON BASKETBALL	Exh.	84-68	9,831	—	—	Okey 19
Nov. 20	&Villanova (3)	L	58-66	2,400	0-1	—	Peterson 17
Nov. 21	&UCLA (4)	L	57-68	2,400	0-2	—	Okey 21
Nov. 22	&Chaminade	W	104-66	2,400	1-2	—	Nwachukwu 17
Nov. 28	NE ILLINOIS	W	89-55	10,827	2-2	—	Peterson 18
Dec. 2	TEMPLE	W (ot)	57-54	11,218	3-2	—	Hoskins 16
Dec. 5	at Wright State	W	94-91	8,032	4-2	—	Hoskins 22
Dec. 9	ST. BONAVENTURE	L	62-76	10,967	4-3	—	Okey 27
Dec. 11	at Providence	L	57-58	8,222	4-4	—	Auriantal 19
Dec. 14	VALPARAISO	W	90-73	11,015	5-4	—	Okey 23
Dec. 23	UW-MILWAUKEE	W	94-63	11,128	6-4	—	Mason 20
Dec. 28	EASTERN ILLINOIS	W	105-70	10,913	7-4	—	Hall 19
Dec. 31	MARQUETTE	W	55-46	11,844*	8-4	—	Nwachukwu 16
Jan. 3	MICHIGAN (21)	W	51-46	11,859*	9-4	1-0	Peterson 17
Jan. 7	at Penn State	L	50-79	6,288	9-5	1-1	Auriantal 10
Jan. 10	at Indiana	L	55-81	16,674	9-6	1-2	Hall 13
Jan. 13	IOWA (11)	W	80-71	11,924*	10-6	2-2	Okey 23
Jan. 17	MICHIGAN STATE	W	61-48	10,975	11-6	3-2	Peterson 23
Jan. 20	at Northwestern	L	52-62	6,716	11-7	3-3	Peterson 12
Jan. 24	MINNESOTA	W (ot)	73-65	11,483	12-7	4-3	Daugherty 17
Jan. 31	at Ohio State	L	55-63	11,917	12-8	4-4	Okey 16
Feb. 3	at Illinois	W	57-56	16,450*	13-8	5-4	Hall 15
Feb. 7	PURDUE (14)	L	42-75	11,713*	13-9	5-5	Daugherty 13
Feb. 10	OHIO STATE	W	62-56	11,500*	14-9	6-5	Auriantal 18
Feb. 17	at Minnesota	L	66-70	14,379*	14-10	6-6	Okey 14
Feb. 21	NORTHWESTERN	L	71-82	11,266	14-11	6-7	Okey 17
Feb. 24	at Michigan State	W	73-52	15,138*	15-11	7-7	Daugherty 19
Feb. 28	at Iowa (20)	L	54-69	15,500*	15-12	7-8	Daugherty 22
March 2	INDIANA	L	68-76	11,993*	15-13	7-9	Okey, Peterson 16
March 6	PENN STATE (16)	W	54-52	11,732*	16-13	8-9	Okey 17
March 9	at Michigan	L	51-65	13,562*	16-14	8-10	Peterson 12
March 13	\$MANHATTAN	W	55-42	8,913	17-14	8-10	Auriantal 15
March 18	\$ILLINOIS STATE	L	62-77	11,111	17-15	8-10	Okey 28

OVERALL RECORD: 17-15

BIG TEN RECORD: 8-10 (8th)

HOME RECORD: 13-5

ROAD RECORD: 3-8

NEUTRAL SITE RECORD: 1-2

*Sellout

&Maui Invitational

\$NIT, First Round

\$\$NIT, Second Round

Associated Press rankings in parentheses.

1995-96 Statistics

Overall

PLAYER	G-GS	MP-AVG	FG-FGA	PCT	3P-3PA	PCT	FT-FTA	PCT	REB-AVG	PF-D	AT	TO	BK	ST	PTS-AVG
Okey	32-32	1024-32.0	151-343	.440	21-72	.292	100-142	.704	218-6.8	101-2	100	77	42	35	423-13.2
Peterson	30-21	824-27.5	118-282	.418	29-96	.302	79-107	.738	113-3.8	62-1	50	62	1	18	344-11.5
Daugherty	32-31	996-31.1	125-272	.460	12-39	.308	70-96	.729	202-6.3	95-2	33	56	13	22	332-10.4
Hoskins	9-9	277-30.8	26-57	.456	9-27	.333	24-31	.774	18-2.0	17-0	35	23	0	15	85-9.4
Auriantal	32-21	904-28.3	96-213	.451	35-88	.398	50-76	.658	76-2.4	71-1	67	77	1	43	277-8.7
Mason	13-10	340-26.2	37-93	.398	10-31	.323	28-33	.848	31-2.4	29-1	22	27	6	15	112-8.6
Duany	2-0	22-11.0	4-7	.571	3-4	.750	4-4	1.000	3-1.5	1-0	0	0	0	0	15-7.5
Hall	28-9	526-18.8	60-155	.387	49-132	.371	26-33	.788	36-1.3	25-0	58	57	2	9	195-7.0
Nwachukwu	31-16	702-22.6	59-119	.496	0-0	.000	63-108	.583	167-5.4	87-2	11	46	5	21	181-5.8
Carlin	29-10	470-16.2	26-75	.347	21-56	.375	16-20	.800	33-1.1	49-1	36	34	2	18	89-3.1
Vraney	13-0	30-2.3	9-14	.643	0-0	.000	5-6	.833	13-1.0	3-0	0	0	0	0	23-1.8
Coleman	25-1	216-8.6	10-21	.476	0-0	.000	6-18	.333	59-2.4	36-2	0	12	18	3	26-1.0
Hayes	2-0	6-3.0	1-1	1.000	0-0	.000	0-0	.000	2-1.0	0-0	0	0	0	0	2-1.0
Kosolcharoen	18-0	108-6.0	4-20	.200	0-6	.000	2-6	.333	16-0.9	18-0	3	7	1	2	10-0.6
Burkemper	3-0	3-1.0	0-0	.000	0-0	.000	0-0	.000	0-0.0	0-0	0	1	0	0	0-0.0
Malinowski	2-0	2-1.0	0-0	.000	0-0	.000	0-0	.000	0-0.0	0-0	0	0	0	0	0-0.0
team									84		10				
WISCONSIN	32	6450	726-1672	.434	189-551	.343	473-680	.696	1071-33.5	594	415	486	91	201	2114-66.1
OPPONENTS	32	6450	733-1704	.430	199-564	.353	408-610	.669	1051-32.8	728	408	488	118	225	2073-64.8

Score by Halves	1	2	OT	Total
Wisconsin	954	1133	27	2114
Opponents	949	1108	16	2073

Big Ten

PLAYER	G-GS	MP-AVG	FG-FGA	PCT	3P-3PA	PCT	FT-FTA	PCT	REB-AVG	PF-D	AT	TO	BK	ST	PTS-AVG
Peterson	17-12	513-30.2	70-175	.400	18-58	.310	55-66	.833	75-4.4	44-1	31	46	1	11	213-12.5
Okey	18-18	586-32.6	72-194	.371	14-51	.275	54-77	.701	111-6.2	65-2	57	42	25	19	212-11.8
Daugherty	18-18	580-32.2	71-154	.461	8-24	.333	31-44	.705	109-6.1	55-1	16	41	9	10	181-10.1
Mason	1-1	26-26.0	4-8	.500	1-2	.500	0-0	.000	0-0.0	2-0	0	3	1	1	9-9.0
Hall	18-9	433-24.1	47-122	.385	38-103	.369	18-23	.783	29-1.6	20-0	49	49	2	8	150-8.3
Auriantal	18-14	562-31.2	46-122	.377	16-54	.296	36-51	.706	50-2.8	51-1	39	43	1	16	144-8.0
Nwachukwu	18-12	441-24.5	33-70	.471	0-0	.000	28-49	.571	99-5.5	55-2	7	35	3	15	94-5.2
Carlin	16-6	261-16.3	14-42	.333	10-30	.333	5-7	.714	20-1.3	32-0	20	22	1	15	43-2.7
Vraney	6-0	10-1.7	3-4	.750	0-0	.000	1-2	.500	4-0.7	2-0	0	0	0	0	7-1.2
Coleman	15-0	138-9.2	6-12	.500	0-0	.000	4-11	.364	36-2.4	20-1	0	6	8	3	16-1.1
Hayes	2-0	6-3.0	1-1	1.000	0-0	.000	0-0	.000	2-1.0	0-0	0	0	0	0	2-1.0
Kosolcharoen	12-0	64-5.3	2-11	.182	0-3	.000	0-2	.000	10-0.8	14-0	2	5	1	0	4-0.3
Burkemper	3-0	3-1.0	0-0	.000	0-0	.000	0-0	.000	0-0.0	0-0	0	1	0	0	0-0.0
Malinowski	2-0	2-1.0	0-0	.000	0-0	.000	0-0	.000	0-0.0	0-0	0	0	0	0	0-0.0
team									52		8				
WISCONSIN	18	3625	369-915	.403	105-325	.323	232-332	.699	597-33.2	360	221	298	52	98	1075-59.7
OPPONENTS	18	3625	389-918	.424	110-306	.359	280-403	.695	591-32.8	432	242	256	63	137	1168-64.9

Score by Halves	1	2	OT	Total
Wisconsin	470	590	15	1075
Opponents	532	629	7	1168

Overall Attendance

Site	G	Total	Average
Home	18	202,381	11,243
Away	11	132,878	12,080
Neutral	3	7,200	2,400
Total	32	342,459	10,702

1995-96 Points-Rebounds-Assists

Opponent	Auri.	Carl.	Cole.	Daugh.	Hall	Koso.	Mason	Nwa.	Okey	Peter	Vrny.
Villanova	1-1-0	0-2-0	0-1-0	10-9-0	DNP	DNP	9-3-0	0-0-0	12-6-3	17-7-1	DNP
UCLA	5-3-0	DNP	0-1-0	7-6-0	0-0-0	DNP	7-0-3	1-1-0	21-9-0	9-6-4	2-1-0
Chaminade	8-1-3	0-1-1	DNP	16-5-0	2-1-0	0-2-0	0-3-5	17-10-1	14-7-6	13-2-2	8-2-0
NE Illinois	5-0-2	2-2-1	DNP	16-11-1	3-1-1	2-1-0	10-3-2	9-5-0	12-9-3	18-3-1	0-2-0
Temple	3-0-2	0-0-0	DNP	11-5-0	DNP	DNP	11-6-2	1-2-0	7-6-2	8-3-1	DNP
@Wright St.	0-1-2	8-1-1	DNP	21-6-4	0-0-0	DNP	5-2-2	4-1-0	20-4-2	14-3-2	0-0-0
St. Bona.	15-1-0	6-2-0	2-2-0	3-7-1	0-0-0	0-0-0	0-1-0	7-8-0	27-14-3	2-0-0	0-0-0
@Providence	19-3-1	3-1-4	0-0-0	9-4-3	DNP	DNP	1-0-1	3-2-0	11-10-2	9-3-0	DNP
Valparaiso	16-1-4	9-1-1	0-3-0	10-5-1	DNP	DNP	13-3-1	DNP	23-9-5	11-2-1	DNP
UW-Milw.	15-2-2	4-1-3	4-4-0	15-4-0	14-0-3	2-0-0	20-4-0	4-9-0	3-6-3	9-3-2	4-3-0
E. Illinois	11-2-5	2-1-0	4-6-0	13-8-0	19-4-2	2-1-1	18-4-4	11-4-0	17-5-6	6-3-4	2-1-0
Marquette	11-2-2	0-0-0	0-2-0	10-11-2	2-0-0	DNP	9-2-2	16-12-1	5-5-3	2-1-0	DNP
Michigan	6-5-1	0-0-1	3-5-0	4-12-2	0-0-1	DNP	9-0-0	0-5-1	12-2-4	17-3-2	DNP
@Penn St.	10-3-2	2-1-2	1-2-0	9-6-0	6-1-1	0-1-1	DNP	4-3-0	9-6-0	9-4-0	0-0-0
@Indiana	1-1-1	3-1-2	2-2-0	8-3-0	13-3-7	0-2-0	DNP	10-6-0	8-9-4	10-4-0	0-0-0
Iowa	14-1-0	DNP	4-7-0	11-3-1	9-3-8	DNP	DNP	0-4-1	23-6-2	19-9-1	DNP
Mich. St.	13-3-2	DNP	0-4-0	9-3-1	6-1-2	DNP	DNP	4-8-0	6-4-4	23-11-0	DNP
@N'western	8-4-2	0-0-1	0-1-0	5-7-0	6-1-3	2-0-0	DNP	10-8-2	7-8-2	12-4-1	0-1-0
Minnesota	8-3-4	2-2-1	0-3-0	17-12-3	15-1-2	DNP	DNP	2-7-1	13-2-4	16-6-4	DNP
@Ohio State	7-3-0	3-4-2	0-3-0	4-3-2	11-2-4	DNP	DNP	4-4-1	16-6-1	10-1-1	DNP
@Illinois	4-4-2	3-1-1	2-1-0	3-13-0	15-3-3	DNP	DNP	7-6-0	9-7-1	14-7-2	DNP
Purdue	6-4-1	3-1-2	0-1-0	13-7-0	0-1-1	0-0-0	DNP	2-5-0	12-6-1	4-2-1	2-1-0
Ohio State	18-2-4	4-2-3	0-0-0	11-3-1	5-1-1	0-1-0	DNP	5-7-0	8-3-4	11-3-4	DNP
@Minnesota	4-2-3	9-3-0	DNP	13-6-1	11-2-2	0-0-0	DNP	6-4-0	14-8-5	9-1-3	DNP
N'western	11-2-1	0-0-1	0-3-0	7-2-1	12-3-0	0-0-0	DNP	14-10-0	17-7-7	10-2-5	DNP
@Mich. St.	6-4-3	9-1-0	DNP	19-8-0	14-0-5	0-3-1	DNP	3-1-1	12-6-3	9-4-2	1-1-0
@Iowa	2-2-4	0-0-3	DNP	22-7-0	19-0-2	0-2-0	DNP	5-2-0	6-10-4	DNP	DNP
Indiana	9-5-4	3-2-0	0-0-0	11-4-2	5-3-2	2-0-0	DNP	6-5-0	16-6-2	16-4-2	DNP
Penn St.	6-0-2	0-1-1	0-0-0	7-6-2	3-2-1	0-1-0	DNP	9-11-0	17-9-5	12-3-1	DNP
@Michigan	11-2-3	2-1-0	4-4-0	8-4-0	0-2-4	0-0-0	DNP	3-3-0	7-6-4	12-7-2	4-1-0
Manhattan	15-4-2	4-0-3	0-0-0	4-10-1	3-0-0	DNP	DNP	5-7-2	11-9-3	13-2-1	DNP
Illinois St.	9-5-3	8-1-2	0-4-0	6-2-4	2-1-3	0-2-0	DNP	9-7-0	28-8-2	DNP	DNP

INDIVIDUAL SUPERLATIVES

Points in a Game	28, Sam Okey vs. Illinois State
Points in a Half	18, Sam Okey at Wright State (2nd half) and vs. Illinois State (2nd half)
Field Goals Made	11, Sam Okey vs. Illinois State
Field Goals Attempted	20, Sam Okey vs. Illinois State
Field Goal% (Min. 10 FGA)	.818 (9 of 11), Sam Okey at Wright State
3-Pt. Field Goals Made	5, Jeremy Hall vs. Eastern Illinois and Minnesota, and at Iowa
3-Pt. Field Goals Attempted	11, Jeremy Hall at Iowa
3-Pt. Field Goal% (Min. 6 3PA)	.714 (5 of 7), Jeremy Hall vs. Eastern Illinois
Free Throws Made	9, Auriantal vs. Ohio St.; Daugherty vs. UW-Milw.; Okey vs. St. Bona.; Peterson vs. Mich. St.
Free Throws Attempted	14, Osita Nwachukwu vs. Marquette; Sam Okey vs. St. Bonaventure
Free Throw% (Min. 10 FTA)	.900 (9 of 10), Sean Daugherty vs. UW-Milwaukee
Rebounds	14, Sam Okey vs. St. Bonaventure
Assists	9, Darnell Hoskins at Wright State
Blocked Shots	5, Sam Okey vs. Manhattan
Steals	5, Hennssy Auriantal vs. UW-Milwaukee; Darnell Hoskins vs. Villanova

1995-96 Game-by-Game Statistics

	FG-FGA	PCT.	3P-3PA	PCT.	FT-FTA	PCT.	Rebounds		PF	A	TO	BK	ST	PTS
							O-D-T							
Wisconsin	23-61	.377	6-20	.300	6-17	.353	12-21-33	25	11	10	0	9	58	
Villanova	22-48	.458	6-13	.462	16-26	.615	11-31-42	17	17	16	9	3	66	
Wisconsin	22-55	.400	3-12	.250	10-14	.714	13-18-31	15	9	12	1	7	57	
UCLA	29-51	.569	4-9	.444	6-12	.500	8-22-30	15	19	12	4	6	68	
Wisconsin	39-66	.591	8-18	.444	18-21	.857	16-22-38	14	23	10	5	7	104	
Chaminade	27-54	.500	6-14	.429	6-11	.545	9-14-23	17	9	19	5	5	66	
@ Wisconsin	30-48	.625	4-7	.571	25-33	.758	10-35-45	12	13	21	2	9	89	
NE Illinois	23-60	.383	6-20	.300	3-13	.231	7-13-20	24	6	18	2	9	55	
@ Wisconsin	16-40	.400	8-21	.381	17-23	.739	8-19-27	13	8	16	4	4	57	
Temple	21-58	.362	9-25	.360	3-7	.429	19-19-38	22	3	18	2	6	54	
Wisconsin	32-55	.582	7-12	.583	23-33	.697	9-15-24	19	22	13	1	9	94	
@ Wright State	35-60	.583	5-11	.455	16-20	.800	9-21-30	24	20	15	3	8	91	
@ Wisconsin	21-56	.375	4-26	.154	16-28	.571	16-21-37	19	5	14	0	5	62	
St. Bonaventure	27-50	.540	8-17	.471	14-19	.737	6-28-34	23	4	14	8	4	76	
Wisconsin	21-55	.382	5-13	.385	10-13	.769	7-19-26	18	16	13	1	10	57	
@ Providence	21-48	.438	7-20	.350	9-15	.600	11-28-39	17	14	24	5	10	58	
@ Wisconsin	30-50	.600	9-14	.643	21-25	.840	7-21-28	13	16	16	2	6	90	
Valparaiso	29-66	.439	7-21	.333	8-12	.667	19-15-34	20	11	17	0	11	73	
@ Wisconsin	29-57	.509	9-22	.409	27-40	.675	12-27-39	17	13	13	5	9	94	
UW-Milwaukee	24-58	.414	10-23	.435	5-13	.385	10-23-33	30	10	22	3	7	63	
@ Wisconsin	35-54	.648	11-17	.647	24-33	.727	13-27-40	18	22	15	5	8	105	
E. Illinois	25-61	.410	8-20	.400	12-17	.706	9-12-21	24	17	13	3	6	70	
@ Wisconsin	17-50	.340	1-10	.100	20-29	.690	10-28-38	17	10	11	2	5	55	
Marquette	18-57	.316	5-26	.192	5-10	.500	11-25-36	27	11	14	8	1	46	
@ Wisconsin	20-51	.392	6-19	.316	5-12	.417	8-25-33	18	12	17	6	5	51	
Michigan	16-47	.340	4-12	.333	10-17	.588	11-28-39	17	8	22	2	4	46	
Wisconsin	17-49	.347	6-18	.333	10-13	.769	12-20-32	15	6	20	6	5	50	
@ Penn State	30-61	.492	9-22	.409	10-13	.769	13-23-36	13	21	12	9	9	79	
Wisconsin	20-52	.385	7-15	.467	8-14	.571	10-23-33	22	14	21	3	5	55	
@ Indiana	28-56	.500	7-15	.467	18-24	.750	7-26-33	16	20	9	7	9	81	
@ Wisconsin	28-52	.538	9-22	.409	15-24	.625	10-24-34	26	13	23	3	11	80	
Iowa	21-47	.447	6-24	.250	23-34	.676	8-21-29	22	12	20	2	11	71	
@ Wisconsin	18-48	.375	5-19	.263	20-25	.800	10-29-39	18	9	8	4	4	61	
Michigan State	15-57	.263	7-26	.269	11-19	.579	17-23-40	21	10	10	4	3	48	
Wisconsin	19-53	.358	6-16	.375	8-12	.667	13-27-40	17	11	13	0	1	52	
@ Northwestern	20-55	.364	9-26	.346	13-22	.591	14-23-37	13	16	6	0	7	62	
@ Wisconsin	25-53	.472	9-25	.360	14-20	.700	15-25-40	15	19	17	5	3	73	
Minnesota	23-63	.365	7-25	.280	12-16	.750	17-16-33	20	12	13	1	7	65	
Wisconsin	17-43	.395	3-19	.158	18-27	.667	7-20-27	25	11	23	0	7	55	
@ Ohio State	16-40	.400	4-13	.308	27-35	.771	5-22-27	25	12	18	2	8	63	
Wisconsin	19-56	.339	5-16	.313	14-19	.737	17-30-47	18	9	12	1	1	57	
@ Illinois	20-60	.333	6-19	.316	10-18	.556	15-18-33	17	10	4	5	9	56	
@ Wisconsin	15-49	.306	1-14	.071	11-16	.688	15-17-32	11	6	20	1	6	42	
Purdue	29-51	.569	9-14	.643	8-9	.889	5-22-27	18	19	13	5	11	75	
@ Wisconsin	17-37	.459	4-12	.333	24-34	.706	7-18-25	16	17	19	4	8	62	
Ohio State	18-47	.383	9-17	.529	11-18	.611	13-17-30	26	13	21	4	6	56	
Wisconsin	19-48	.396	11-22	.500	17-25	.680	11-17-28	20	14	16	3	6	66	
@ Minnesota	24-54	.444	4-14	.286	18-23	.783	15-20-35	21	16	15	3	9	70	
@ Wisconsin	23-55	.418	6-20	.300	19-24	.792	11-20-31	33	15	14	2	7	71	
Northwestern	23-45	.511	6-12	.500	30-44	.682	12-21-33	23	12	14	3	5	82	
Wisconsin	25-52	.481	8-18	.444	15-21	.714	8-20-28	22	15	12	2	8	73	
@ Michigan State	20-50	.400	3-9	.333	9-16	.563	14-21-35	20	11	20	0	7	52	
Wisconsin	20-49	.408	8-23	.348	6-10	.600	11-15-26	17	13	21	4	5	54	
@ Iowa	27-58	.466	4-12	.333	11-13	.846	17-20-37	15	16	17	3	12	69	

1995-96 Game-by-Game Statistics

	FG-FGA	PCT.	3P-3PA	PCT.	FT-FTA	PCT.	Rebounds		PF	A	TO	BK	ST	PTS
							O-D-T							
@ Wisconsin	22-59	.373	7-19	.368	17-19	.895	12-18-30	27	12	14	1	8	68	
Indiana	21-42	.500	5-14	.357	29-35	.829	8-26-34	18	12	18	4	5	76	
@ Wisconsin	23-54	.426	4-19	.211	4-5	.800	14-22-36	11	12	16	5	7	54	
Penn State	19-43	.442	7-18	.389	7-14	.500	4-19-23	14	14	15	3	10	52	
Wisconsin	22-55	.400	0-9	.000	7-12	.583	17-19-36	26	13	15	2	1	51	
@ Michigan	19-42	.452	4-14	.286	23-33	.697	10-20-30	13	8	9	6	5	65	
@ Wisconsin	20-52	.385	5-16	.313	10-17	.588	10-26-36	13	12	12	8	8	55	
Manhattan	17-60	.283	2-22	.091	6-8	.750	16-24-40	19	9	16	2	4	42	
@ Wisconsin	22-58	.379	4-18	.222	14-22	.636	12-20-32	21	14	12	3	7	62	
Illinois State	26-55	.473	6-17	.353	19-24	.792	12-28-40	17	16	14	1	8	77	

Wisconsin's Record When ...

Situation	1995-96
Ahead at halftime	12-3
Tied at halftime	0-0
Behind at halftime	5-12
Shooting 50% or better from the field	7-0
Shooting less than 50% from the field	10-15
Shooting better than opponent from the field	15-0
Shooting same or worse than opponent from field	2-15
Holding opponents to 50% or less from the field	16-10
Outrebounding opponents	9-5
Tied or outrebounded	8-10
Committing more turnovers	6-8
Committing same or fewer turnovers	11-7
Scoring fewer than 50 points	0-1
Scoring 50-59 points	6-9
Scoring 60-69 points	2-4
Scoring 70-79 points	2-1
Scoring 80 or more points	7-0
Holding opponents to fewer than 50 points	4-0
Holding opponents between 50-59 points	6-1
Holding opponents between 60-69 points	3-6
Holding opponents between 70-79 points	3-6
Allowing opponents 80 or more points	1-2
In games decided by five points or less	5-2
In games decided by 6-10 points	4-4
In games decided by 11-19 points	3-6
In games decided by 20 or more points	5-3
In overtime games	2-0

CLUTCH FREE THROWS

(Last three minutes of games decided by 10 points or less and overtime)

Player	FT-FTA	PCT.
Hennssy Auriantal	14-16	.875
Shawn Carlin	—	—
Booker Coleman	—	—
Sean Daugherty	6-8	.750
Duany Duany	—	—
Jeremy Hall	2-3	.667
*Darnell Hoskins	3-5	.600
Mike Kosolcharoen	—	—
Sean Mason	9-10	.900
Osita Nwachukwu	2-6	.333
Sam Okey	7-13	.538
Mosezell Peterson	17-18	.944
Brian Vraney	—	—
Totals	60-79	.759

*Transferred to Dayton in December

1996 Big Ten Review

FINAL STANDINGS

	BIG TEN			OVERALL		
	W	L	PCT	W	L	PCT
1. Purdue	15	3	.833	26	6	.813
2. Penn State	12	6	.667	21	7	.750
Indiana	12	6	.667	19	12	.613
4. Iowa	11	7	.611	23	9	.719
5. Michigan	10	8	.556	20	12	.625
Minnesota	10	8	.556	19	13	.594
7. Michigan State	9	9	.500	16	16	.500
8. WISCONSIN	8	10	.444	17	15	.531
9. Illinois	7	11	.389	18	13	.581
10. Ohio State	3	15	.167	10	17	.370
11. Northwestern	2	16	.111	7	20	.259

All-Big Ten Teams

MEDIA

First Team

Brian Evans, Indiana
 Jess Settles, Iowa
 Andre Woolridge, Iowa
 Kiwane Garris, Illinois
 Geno Carlisle, Northwestern

Second Team

Maurice Taylor, Michigan
 Chad Austin, Purdue
 Quinton Brooks, Michigan State
 Matt Gaudio, Penn State
 Dan Earl, Penn State

Third Team

Glenn Sekunda, Penn State
 Porter Roberts, Purdue
 Roy Hairston, Purdue
 Russ Millard, Iowa
 Pete Lisicky, Penn State

Honorable Mention: Andrae Patterson, Neil Reed, Indiana; Maceo Baston, Louis Bullock, Michigan; Jamie Feick, Michigan State; Bobby Jackson, Sam Jacobson, Courtney James, Minnesota; Calvin Booth, Penn State; Brandon Brantley, Justin Jennings, Brad Miller, Purdue; **SAM OKEY, WISCONSIN**

Player of the Year: Brian Evans, Indiana

Freshman of the Year: SAM OKEY, WISCONSIN

Coach of the Year: Gene Keady, Purdue

COACHES

First Team

Brian Evans, Indiana
 Matt Gaudio, Penn State
 Geno Carlisle, Northwestern
 Jess Settles, Iowa
 Andre Woolridge, Iowa

Second Team

Kiwane Garris, Illinois
 Quinton Brooks, Michigan State
 Porter Roberts, Purdue
 Maurice Taylor, Michigan
 Chad Austin, Purdue

Third Team

Brad Miller, Purdue
 Glenn Sekunda, Penn State
 Dan Earl, Penn State
 Andrae Patterson, Indiana
 Russ Millard, Iowa

Honorable Mention: Bryant Notree, Illinois; Maceo Baston, Michigan; Jamie Feick, Michigan State; Bobby Jackson, Sam Jacobson, John Thomas, Minnesota; Pete Lisicky, Penn State; Brandon Brantley, Justin Jennings, Purdue

Player of the Year: Brian Evans, Indiana

Freshman of the Year: SAM OKEY, WISCONSIN

Defensive Player of the Year: Porter Roberts, Purdue

1995-96 Game Summaries

VILLANOVA 66 WISCONSIN 58

NOV. 20, 1995
LAHAINA CIVIC CENTER

MAUI, HAWAII — Wisconsin played strong defense but was unable to overcome its .377 field goal shooting or .353 mark from the free throw line in a 66-58 loss to No. 3-ranked Villanova in the first round of the Maui Invitational.

The Badgers trailed 34-25 at the half before taking a 37-36 lead with 15:39 left in the second half. Wisconsin later cut the Wildcat lead to 53-49 with 7:30 left before Villanova pulled away.

Mosezell Peterson led the Badgers with 17 points, while Sam Okey and Sean Daugherty added 12 and 10 points, respectively. Daugherty paced the UW with nine rebounds. Wisconsin had nine steals, five from Darnell Hoskins.

The Wildcats were led by Eric Eberz, who had 23 points, seven rebounds and four assists.

VILLANOVA	FG	3PT	FT	RB	PTS	AS	ST	MIN
Eberz, f	7-9	3-4	6-6	7	23	4	1	37
Kornegay, f	0-2	0-0	0-3	3	0	1	0	15
Lawson, c	2-4	0-0	0-3	9	4	1	0	19
Williams, g	2-8	0-3	3-4	3	7	8	2	32
Kittles, g	6-15	3-6	1-2	5	16	0	0	34
Bigus	1-3	0-0	3-4	5	5	0	0	17
Penn	4-4	0-0	1-2	5	9	1	0	29
Brown	0-3	0-0	2-2	1	2	2	0	17
team				4				
TOTALS	22-48	6-13	16-26	42	66	17	3	200
	.458	.462	.615					

WISCONSIN	FG	3PT	FT	RB	PTS	AS	ST	MIN
Okey, f	5-10	1-3	1-3	6	12	3	2	36
Peterson, f	6-16	2-7	3-6	7	17	1	0	36
Coleman, c	0-0	0-0	0-2	1	0	0	0	9
Mason, g	4-9	1-3	0-1	3	9	0	1	26
Hoskins, g	4-13	0-4	1-3	0	9	7	5	38
Daugherty	4-12	2-3	0-0	9	10	0	1	27
Nwachukwu	0-1	0-0	0-0	0	0	0	0	8
Auriantal	0-0	0-0	1-2	1	1	0	0	16
Carlin	0-0	0-0	0-0	2	0	0	0	4
team				4				
TOTALS	23-61	6-20	6-17	33	58	11	9	200
	.377	.300	.353					

Wisconsin 25 33 — 58
Villanova 34 32 — 66
Attendance: 2,400 (sellout)

UCLA 68 WISCONSIN 57

NOV. 21, 1995
LAHAINA CIVIC CENTER

MAUI, HAWAII — Wisconsin trailed by just five points at the half and, led by Sam Okey's 21 points and nine rebounds, stayed within striking distance for most of the game before falling to defending NCAA champion UCLA 68-57 in second-day action at the Maui Invitational.

Fourth-ranked UCLA, which did not open a double-figure lead until 2:14 remained in the game, shot .569 from the field and was led by three players — J.R. Henderson (19), Toby Bailey (18) and Charles O'Bannon (17) — in double figures. The Badgers outrebounded the Bruins 31-30 but shot just 40 percent from the floor.

WISCONSIN	FG	3PT	FT	RB	PTS	AS	ST	MIN
Okey, f	8-12	1-1	4-4	9	21	0	2	34
Peterson, f	4-11	1-2	0-0	6	9	4	2	31
Daugherty, c	3-8	0-2	1-2	6	7	0	0	35
Hoskins, g	1-3	0-1	0-0	1	2	2	1	29
Mason, g	2-7	0-3	3-4	0	7	3	1	33
Auriantal	2-10	0-2	1-2	3	5	0	1	21
Coleman	0-1	0-0	0-0	1	0	0	0	7
Duany	1-2	1-1	0-0	1	3	0	0	5
Nwachukwu	0-0	0-0	1-2	1	1	0	0	3
Vraney	1-1	0-0	0-0	1	2	0	0	1
Hall	0-0	0-0	0-0	0	0	0	0	1
team				2				
TOTALS	22-55	3-12	10-14	31	57	9	7	200
	.400	.250	.714					

UCLA	FG	3PT	FT	RB	PTS	AS	ST	MIN
O'Bannon, f	8-11	1-2	0-0	5	17	3	2	31
Henderson, f	8-14	0-0	3-7	9	19	0	3	38
McCoy, c	3-8	0-0	1-3	7	7	2	0	34
Dollar, g	2-5	1-2	2-2	2	7	9	1	37
Bailey, g	8-11	2-5	0-0	4	18	2	0	33
Johnson	0-1	0-0	0-0	2	0	2	0	16
Givens	0-1	0-0	0-0	1	0	0	0	7
Loyd	0-0	0-0	0-0	0	0	1	0	3
Nwankwo	0-0	0-0	0-0	0	0	0	0	1
team				0				
TOTALS	29-51	4-9	6-12	30	68	19	6	200
	.569	.444	.500					

Wisconsin 26 31 — 57
UCLA 31 37 — 68
Attendance: 2,400 (sellout)

WISCONSIN 104 CHAMINADE 66

NOV. 22, 1995
LAHAINA CIVIC CENTER

MAUI, HAWAII — Osita Nwachukwu had a "double-double" (17-10) and led six Badgers in double figures as Wisconsin defeated Maui Invitational-host Chaminade 104-66. The victory was Dick Bennett's first as Badger head coach. It also marked the highest-scoring first win for any UW coach.

The Badgers shot .591 from the field and .857 from the free throw line, while holding a 38-23 rebounding edge.

Wisconsin's starting guards — Sean Mason and Darnell Hoskins — combined for 10 assists and just one turnover. Samba Johnson had 20 points and seven rebounds for Chaminade.

WISCONSIN	FG	3PT	FT	RB	PTS	AS	ST	MIN
Okey, f	6-8	0-1	2-2	7	14	6	2	24
Peterson, f	5-10	1-3	2-2	2	13	2	0	18
Daugherty, c	8-10	0-0	0-1	5	16	0	0	21
Hoskins, g	5-6	3-4	1-3	1	14	5	1	24
Mason, g	0-1	0-1	0-0	3	0	5	0	24
Nwachukwu	7-10	0-0	3-3	10	17	1	0	28
Auriantal	3-6	2-3	0-0	1	8	3	3	15
Duany	3-5	2-3	4-4	2	12	0	0	17
Carlin	0-2	0-1	0-0	1	0	1	0	9
Hall	0-3	0-2	2-2	1	2	0	1	8
Vraney	2-4	0-0	4-4	2	8	0	0	6
Kosolcharoen	0-1	0-0	0-0	2	0	0	0	6
team				1				
TOTALS	39-66	8-18	18-21	38	104	23	7	200
	.591	.444	.857					

CHAMINADE	FG	3PT	FT	RB	PTS	AS	ST	MIN
Guillory, f	3-4	0-1	3-4	1	9	1	0	25
Chizer, f	0-4	0-0	0-2	0	0	0	0	18
Cephas, c	8-15	0-0	0-1	6	16	0	0	26
Sutton, g	1-2	1-2	0-0	0	3	2	0	17
Johnson, g	8-12	3-6	1-2	7	20	3	2	34
Martin	1-2	1-2	0-0	0	3	0	0	9
Nembhard	3-6	1-2	0-0	0	7	0	2	16
Munstersteiger	1-2	0-0	0-0	1	2	1	0	18
Bowling	0-2	0-1	0-0	0	0	1	1	18
Edmondson	2-2	0-0	2-2	7	6	1	0	14
Charles	0-2	0-0	0-0	0	0	0	0	4
Gray	0-1	0-0	0-0	0	0	0	0	1
team				1				
TOTALS	27-54	6-14	6-11	23	66	9	5	200
	.500	.429	.545					

Wisconsin 51 53 — 104
Chaminade 31 35 — 66
Attendance: 2,400 (sellout)

**WISCONSIN 89
NE ILLINOIS 55**

NOV. 28, 1995
WISCONSIN FIELD HOUSE

MADISON, Wis. — Mosezell Peterson scored a career-high 18 points and Sean Daugherty contributed his first career "double-double" (16-11) to lead the Badgers to an 89-55 win over Northeastern Illinois.

Wisconsin shot .625 from the field and .758 from the free throw line, while outrebounding the Golden Eagles 45-20.

Wisconsin led just 28-25 with 4:24 left in the first half before a 13-2 run helped the Badgers to a 41-27 halftime lead. The Badgers proceeded to open up a 66-40 lead midway through the second half to put the game away.

Andrell Hoard led Northeastern Illinois with 15 points.

NE ILLINOIS	FG	3PT	FT	RB	PTS	AS	ST	MIN
Schahczenski, f	0-5	0-2	0-2	0	0	1	2	38
O'Quinn, f	5-11	0-0	0-0	7	10	0	1	28
Pollard, c	2-2	0-0	0-0	1	4	0	0	20
Hoard, g	6-19	1-4	2-8	1	15	2	1	30
Bestor, g	4-7	4-6	1-3	5	13	2	3	30
Wallace	1-3	0-2	0-0	0	2	0	1	20
Keys	1-4	0-1	0-0	1	2	1	0	10
Heidersbach	1-5	1-5	0-0	1	3	0	0	12
Casper	2-2	0-0	0-0	2	4	0	1	5
Bellfield	1-2	0-0	0-0	1	2	0	0	7
team				1				
TOTALS	23-60	6-20	3-13	20	55	6	9	200
	.383	.300	.231					

WISCONSIN	FG	3PT	FT	RB	PTS	AS	ST	MIN
Okey, f	5-9	0-0	2-2	9	12	3	0	24
Peterson, f	7-8	1-1	3-5	3	18	1	0	23
Daugherty, c	4-5	1-1	7-8	11	16	1	2	31
Mason, g	3-7	1-1	3-4	3	10	2	2	31
Hoskins, g	4-7	0-1	4-4	3	12	2	2	23
Hall	1-1	1-1	0-0	1	3	1	0	6
Carlin	1-3	0-1	0-0	2	2	1	0	18
Nwachukwu	2-2	0-0	5-9	5	9	0	0	17
Vraney	0-0	0-0	0-0	2	0	0	0	4
Auriantal	2-4	0-1	1-1	0	5	2	2	20
Kosolcharoen	1-2	0-0	0-0	1	2	0	1	3
team				5				
TOTALS	30-48	4-7	25-33	45	89	13	9	200
	.625	.571	.758					

NE Illinois 27 28 — 55
Wisconsin 41 48 — 89
Attendance: 10,827

**WISCONSIN 57
TEMPLE 54**

DEC. 2, 1995
WISCONSIN FIELD HOUSE

MADISON, Wis. — Wisconsin used 16 points from Darnell Hoskins and some clutch shooting to win a hard-fought 57-54 overtime battle with Temple.

The Badgers played strong defense, limiting the Owls to just 36 percent field goal shooting despite a game-high 27 points from Johnny Miller.

Wisconsin led 24-16 at halftime and 35-23 with 14:25 left to play before Temple went on a 12-0 run to tie the game at 35 with 9:20 remaining. Sean Daugherty's three-pointer with one minute left tied the game at 45 and sent it into overtime. Hoskins' three-pointer in overtime gave the Badgers a 53-45 lead with 1:17 left. Wisconsin, however, needed Daugherty and Hoskins to combine for 4-for-6 free throw shooting in the last minute to offset three three-pointers by Miller.

The UW was outrebounded 38-27 but outshot the Owls from the floor (.400-.362) and outscored Temple at the free throw line, 17-3.

TEMPLE	FG	3PT	FT	RB	PTS	AS	ST	MIN
Stewart, f	2-11	0-4	1-2	7	5	0	0	39
Ivey, f	1-4	0-0	0-0	5	2	0	1	26
Jackson, c	4-6	0-0	0-1	8	8	1	0	41
Alston, g	3-5	2-3	2-2	7	10	1	0	40
Miller, g	10-24	7-15	0-1	4	27	1	4	43
Cunningham	0-1	0-0	0-0	1	0	0	0	4
Battie	1-2	0-0	0-0	3	2	0	1	19
Futch	0-2	0-2	0-1	1	0	0	0	8
Van Velsen	0-0	0-0	0-0	0	0	0	0	1
Adams	0-3	0-1	0-0	0	0	0	0	5
team				2				
TOTALS	21-58	9-25	3-7	38	54	3	6	225
	.362	.360	.429					

WISCONSIN	FG	3PT	FT	RB	PTS	AS	ST	MIN
Okey, f	1-4	0-1	5-6	6	7	2	1	43
Peterson, f	3-11	2-6	0-0	3	8	1	0	40
Daugherty, c	2-6	1-2	6-8	5	11	0	1	32
Mason, g	3-8	1-5	4-4	6	11	2	1	36
Hoskins, g	6-9	3-6	1-3	3	16	1	0	35
Nwachukwu	0-1	0-0	1-2	2	1	0	0	15
Auriantal	1-1	1-1	0-0	0	3	2	1	19
Carlin	0-0	0-0	0-0	0	0	0	0	5
team				2				
TOTALS	16-40	8-21	17-23	27	57	8	4	225
	.400	.381	.739					

Temple 16 29 9 — 54
Wisconsin 24 21 12 — 57
Attendance: 11,218

**WISCONSIN 94
WRIGHT STATE 91**

DEC. 5, 1995
ERVIN J. NUTTER CENTER

DAYTON, Ohio — Wisconsin erased a 12-point second-half deficit, and Darnell Hoskins scored a career-high 22 points to go with a career-high nine assists in a 94-91 Badger victory at Wright State.

The UW, which also got a career-high 21 points from Sean Daugherty and 20 points (18 in the second half) from Sam Okey, shot a sizzling .679 from the field during its 58-point second half. The Badgers, who made all five of their second-half three-point field goal attempts, had a second-half assist-to-turnover ratio of 4-to-1.

Wright State tied the game at 6-6, led 45-36 at halftime and remained in the lead until Wisconsin tied it at 68 with 10:14 remaining. The UW took an 81-80 lead with 5:24 left but didn't go ahead to stay until Sean Mason's two free throws gave the Badgers a 92-91 edge with 1:31 left.

The Raiders were led by Vitaly Potapenko and Terrance Cast with 25 and 23 points, respectively.

WISCONSIN	FG	3PT	FT	RB	PTS	AS	ST	MIN
Okey, f	9-11	0-0	2-5	4	20	2	1	30
Nwachukwu, f	1-3	0-0	2-2	1	4	0	0	17
Daugherty, c	8-14	0-0	5-9	6	21	4	2	26
Peterson, g	5-10	1-4	3-6	3	14	2	1	29
Hoskins, g	6-9	3-4	7-7	3	22	9	3	38
Auriantal	0-0	0-0	0-0	1	0	2	1	9
Hall	0-0	0-0	0-0	0	0	0	0	5
Carlin	2-2	2-2	2-2	1	8	1	0	17
Mason	1-5	1-2	2-2	2	5	2	1	28
Vraney	0-1	0-0	0-0	0	0	0	0	1
team				3				
TOTALS	32-55	7-12	23-33	24	94	22	9	200
	.582	.583	.697					

WRIGHT STATE	FG	3PT	FT	RB	PTS	AS	ST	MIN
Herriman, f	2-5	1-2	0-0	2	5	2	1	26
Kos, f	2-5	0-1	0-1	3	4	0	0	23
Potapenko, c	8-9	0-0	9-10	4	25	5	1	34
Martinez, g	2-7	1-3	0-0	4	5	4	5	30
Cast, g	10-13	3-4	0-0	7	23	7	0	31
Brooks	5-8	0-0	5-6	0	15	2	1	28
Watkins	0-0	0-0	0-0	0	0	0	0	1
Johnson	3-5	0-0	2-3	1	8	0	0	12
Conner	0-0	0-0	0-0	1	0	0	0	1
Neal	3-8	0-1	0-0	1	6	0	0	14
Burton	0-0	0-0	0-0	0	0	0	0	1
TOTALS	35-60	5-11	16-20	30	91	20	8	200
	.583	.455	.800					

Wisconsin 36 58 — 94
Wright State 45 46 — 91
Attendance: 8,032

**ST. BONAVENTURE 76
WISCONSIN 62**

**DEC. 9, 1995
WISCONSIN FIELD HOUSE**

MADISON, Wis. — Despite 27 points and a career-high 14 rebounds from Sam Okey, Wisconsin had its four-game winning streak halted by St. Bonaventure 76-62.

The Badgers, who shot just .375 from the field, including 4 of 26 (.154) from three-point range and .571 from the free throw line, led 34-29 at halftime but the Bonnies went on a 29-7 run to start the second half and never led by fewer than 11 points.

St. Bonaventure's Shandue McNeill led four Bonnies in double figures with 21 points. Jerome Spellman added 11 rebounds for St. Bonaventure.

Hennssy Auriantal was the only other Badger in double figures with 15 points.

ST. BONA.	FG	3PT	FT	RB	PTS	AS	ST	MIN
Palmer, f	8-14	1-2	2-4	4	19	0	1	32
Durham, f	2-3	0-0	0-0	3	4	1	0	17
Spellman, c	4-6	0-0	2-2	11	10	0	0	32
Capers, g	1-3	0-1	3-4	4	5	0	0	19
McNeill, g	6-13	4-6	5-7	1	21	3	3	40
Wills	0-0	0-0	0-0	0	0	0	0	1
Singleton	0-0	0-0	0-0	2	0	0	0	6
McFarland	5-10	3-8	2-2	5	15	0	0	34
Schoone	1-1	0-0	0-0	2	2	0	0	20
team				2				
TOTALS	27-50	8-17	14-19	34	76	4	4	200
	.540	.471	.737					

WISCONSIN	FG	3PT	FT	RB	PTS	AS	ST	MIN
Okey, f	9-16	0-3	9-14	14	27	3	0	38
Peterson, f	1-6	0-3	0-2	0	2	0	0	17
Daugherty, c	1-8	0-3	1-2	7	3	1	0	25
Hoskins, g	0-4	0-4	0-1	2	0	1	1	25
Mason, g	0-4	0-4	0-0	1	0	0	0	17
Kosolcharoen	0-1	0-0	0-0	0	0	0	0	1
Nwachukwu	3-5	0-0	1-3	8	7	0	0	21
Hall	0-1	0-1	0-0	0	0	0	0	2
Carlin	1-4	1-4	3-4	2	6	0	1	26
Auriantal	5-6	3-4	2-2	1	15	0	2	26
Vraney	0-0	0-0	0-0	0	0	0	0	1
Coleman	1-1	0-0	0-0	2	2	0	0	1
team				0				
TOTALS	21-56	4-26	16-28	37	62	5	5	200
	.375	.154	.571					

St. Bonaventure 29 47 — 76
Wisconsin 34 28 — 62
Attendance: 10,967

**PROVIDENCE 58
WISCONSIN 57**

**DEC. 11, 1995
PROVIDENCE CIVIC CENTER**

PROVIDENCE, R.I. — Wisconsin held Providence 27 points below its season scoring average but fell 58-57 on the road to the Friars.

Hennssy Auriantal scored a career-high 19 points in his first start as a Badger, while Sam Okey added 11 points and 10 rebounds for his second straight "double-double." Providence got 11 points apiece from God Shammgod and Derrick Brown and 10 rebounds each from Brown and Ruben Garces.

Wisconsin, which had a season-high 10 steals and helped force 24 turnovers, trailed 29-24 after a first half in which it did not attempt a free throw. The Badgers fell behind by as many as 10 points with 13:31 left to play but cut the Friar lead to 56-55 on a pair of Darnell Hoskins free throws with 10 seconds remaining in the game. Providence went ahead 58-55 before Auriantal hit a pair of free throws with seven seconds left to again cut the lead to one. Following Auriantal's free throws, the Badgers stole the Friars' inbound pass, but were unable to score and Providence held on to win.

WISCONSIN	FG	3PT	FT	RB	PTS	AS	ST	MIN
Okey, f	4-11	0-1	3-4	10	11	2	1	29
Carlin, f	1-4	1-3	0-0	1	3	4	1	23
Daugherty, c	4-6	0-1	1-1	4	9	3	3	36
Auriantal, g	7-12	3-3	2-2	3	19	1	2	32
Hoskins, g	0-4	0-2	2-2	2	2	5	1	33
Peterson	4-10	1-3	0-0	3	9	0	1	15
Mason	0-6	0-0	1-2	0	1	1	0	17
Nwachukwu	1-2	0-0	1-2	2	3	0	1	12
Coleman	0-0	0-0	0-0	0	0	0	0	3
team				1				
TOTALS	21-55	5-13	10-13	26	57	16	10	200
	.382	.385	.769					

PROVIDENCE	FG	3PT	FT	RB	PTS	AS	ST	MIN
D. Brown, f	3-8	1-3	4-5	10	11	0	0	28
Croshere, f	3-6	1-2	0-1	6	7	0	6	31
Garces, c	4-6	0-0	0-1	10	8	0	1	29
Shammgod, g	5-11	1-5	0-0	1	11	7	2	36
M. Brown, g	2-9	2-7	3-4	3	9	2	1	34
Murdock	1-2	0-0	2-4	4	4	3	0	17
Cole	0-1	0-0	0-0	0	0	0	0	12
Larragan	3-5	2-3	0-0	0	8	2	0	13
team				5				
TOTALS	21-48	7-20	9-15	39	58	14	10	200
	.438	.350	.600					

Wisconsin 24 33 — 57
Providence 29 29 — 58
Attendance: 8,222

**WISCONSIN 90
VALPARAISO 73**

**DEC. 14, 1995
WISCONSIN FIELD HOUSE**

MADISON, Wis. — Sam Okey, on his way to a game-high 23 points, scored eight points during a 13-2 Wisconsin run early in the second half and the Badgers went on to a 90-73 victory over Valparaiso.

Hennssy Auriantal connected for 16 points with the help of 4-for-6 three-point shooting and three other Badgers — Sean Mason, Mosezell Peterson and Sean Daugherty — scored in double figures.

The UW, which led 38-30 at the half, shot .600 from the field, .643 from three-point range and .840 from the free throw line. Wisconsin led by as many as 14 points in the first half before the Crusaders tied the game at 38 with 17:35 left in the second half. The Badgers outscored Valparaiso 52-35 the rest of the way.

Anthony Allison and Bryce Drew had 22 and 21 points, respectively, for Valparaiso, which shot .439 from the field and .333 from three-point range.

VALPARAISO	FG	3PT	FT	RB	PTS	AS	ST	MIN
Artis, f	2-6	1-2	1-2	5	6	1	0	22
Allison, f	11-20	0-4	0-2	5	22	0	4	37
Ensminger, c	4-9	0-0	4-4	12	12	1	0	36
Sykes, g	3-8	1-3	0-0	4	7	4	1	29
Drew, g	7-17	4-11	3-4	1	21	4	4	38
Jenkins, Bill	0-2	0-0	0-0	2	0	0	0	12
Phifer	0-0	0-0	0-0	0	0	0	1	5
Jenkins, Bob	0-0	0-0	0-0	0	0	0	0	2
Vilcinskis	0-1	0-0	0-0	1	0	0	1	12
Brunes	2-3	1-1	0-0	2	5	1	0	8
team				2				
TOTALS	29-66	7-21	8-12	34	73	11	11	200
	.439	.333	.667					

WISCONSIN	FG	3PT	FT	RB	PTS	AS	ST	MIN
Okey, f	7-13	1-1	8-12	9	23	5	0	36
Carlin, f	3-6	3-4	0-0	1	9	1	0	23
Daugherty, c	4-7	0-0	2-2	5	10	1	0	33
Auriantal, g	6-8	4-6	0-0	1	16	4	2	28
Hoskins, g	0-2	0-1	8-8	3	8	3	1	32
Peterson	4-5	1-2	2-2	2	11	1	1	17
Mason	6-9	0-0	1-1	3	13	1	2	20
Coleman	0-0	0-0	0-0	3	0	0	0	11
team				1				
TOTALS	30-50	9-14	21-25	28	90	16	6	200
	.600	.643	.840					

Valparaiso 30 43 — 73
Wisconsin 38 52 — 90
Attendance: 11,015

WISCONSIN 94 UW-MILWAUKEE 63

DEC. 23, 1995
WISCONSIN FIELD HOUSE

MADISON, Wis. — Sean Mason's career-high 20 points led four Badgers in double figures in a 94-63 victory over UW-Milwaukee.

Hennsy Auriantal and Sean Daugherty each contributed 15 points and Jeremy Hall added 14 for the Badgers, who shot .509 from the floor.

Wisconsin used a 10-0 run late in the first half to open up a 47-24 lead at the intermission. Daugherty scored 13 points in the first stanza.

The Panthers cut the UW lead to 54-39 with 15:40 left to play, but the Badgers outscored UWM 40-24 the rest of the way.

Wisconsin, which outrebounded the Panthers 39-33, held UWM to 41 percent field goal shooting and helped force 22 turnovers. The Badgers also outscored UWM 27-5 at the free throw line. The Panthers did not attempt a free throw until the 11:22 mark of the second half. Rod Johnson led UW-Milwaukee with 21 points, while Jutiki Smith added 14.

UW-MILW.	FG	3PT	FT	RB	PTS	AS	ST	MIN
Johnson, f	8-13	3-3	2-4	6	21	0	1	31
Briggs, f	1-10	0-4	0-0	1	2	3	1	25
McDuffie, c	2-4	0-0	2-3	4	0	0	0	18
Durham, g	2-6	1-2	1-2	1	6	2	1	29
McCabe, g	3-8	2-6	1-2	3	9	4	3	31
Smith	5-8	3-6	1-2	4	14	0	1	30
Wright	2-6	1-2	0-0	5	5	1	0	22
Ewert	1-3	0-0	0-1	6	2	0	0	14
Dilloo	0-0	0-0	0-0	0	0	0	0	1
team				4				
TOTALS	24-58	10-23	5-13	33	63	10	7	200
	.414	.435	.385					

WISCONSIN	FG	3PT	FT	RB	PTS	AS	ST	MIN
Okey, f	1-3	0-0	1-2	6	3	3	0	17
Carlin, f	1-4	1-4	1-1	1	4	3	0	19
Daugherty, c	3-7	0-0	9-10	4	15	0	0	22
Auriantal, g	6-7	2-3	1-1	2	15	2	5	26
Peterson, g	2-5	0-1	5-8	3	9	2	1	20
Nwachukwu	1-5	0-0	2-3	9	4	0	1	20
Coleman	2-3	0-0	0-3	4	4	0	0	17
Hall	4-10	4-10	2-4	0	14	3	0	24
Mason	7-11	2-4	4-4	4	20	0	2	27
Kosolcharoen	0-0	0-0	2-4	0	2	0	0	6
Vraney	2-2	0-0	0-0	3	4	0	0	4
team				3				
TOTALS	29-57	9-22	27-40	39	94	13	9	200
	.509	.409	.675					

UW-Milwaukee 24 39 — 63
Wisconsin 47 47 — 94
Attendance: 11,128

WISCONSIN 105 EASTERN ILLINOIS 70

DEC. 28, 1995
WISCONSIN FIELD HOUSE

MADISON, Wis. — Wisconsin shot a blistering .648 from the field and Jeremy Hall led six Badgers in double figures with 19 points in a 105-70 victory over Eastern Illinois.

Sean Mason added 18 points and Sam Okey contributed 17 points, five rebounds and six assists for the Badgers, who shot .647 from three-point range and .727 from the free throw line. The UW outrebounded the Panthers 40-21.

Wisconsin led 23-22 with 10:21 left in the first half before going on a 31-12 run to end the half with a 54-34 lead.

Eastern Illinois shot just 41 percent from the floor, including 35 percent in the first half. The Panthers were led offensively by Chad Peckinpugh's 14 points.

E. ILLINOIS	FG	3PT	FT	RB	PTS	AS	ST	MIN
Rodriguez, f	2-10	1-2	2-2	2	7	0	0	21
Slaughter, f	2-4	0-0	1-2	2	5	1	0	15
Frankford, c	3-7	0-1	3-4	4	9	0	1	26
Hernandez, g	2-7	0-3	2-4	3	6	7	1	31
Kaye, g	2-6	1-2	0-0	0	5	2	1	22
Odumuyiwa	4-7	0-0	0-0	3	8	1	0	19
Osei-Agyeman	1-5	0-2	0-1	2	2	3	2	21
Shaver	0-0	0-0	2-2	2	2	1	0	12
Moore	4-8	4-7	0-0	1	12	2	0	22
Peckinpugh	5-7	2-3	2-2	0	14	0	1	9
Woods	0-0	0-0	0-0	0	0	0	0	1
team				2				
TOTALS	25-61	8-20	12-17	21	70	17	6	200
	.410	.400	.706					

WISCONSIN	FG	3PT	FT	RB	PTS	AS	ST	MIN
Okey, f	6-8	1-2	4-4	5	17	6	1	25
Daugherty, f	5-8	0-0	3-5	8	13	0	1	22
Nwachukwu, c	4-5	0-0	3-6	4	11	0	1	26
Auriantal, g	4-7	2-2	1-2	2	11	5	3	24
Mason, g	6-7	3-3	3-3	4	18	4	2	22
Peterson	2-5	0-1	2-5	3	6	4	0	22
Carlin	0-1	0-1	2-2	1	2	0	0	13
Hall	5-7	5-7	4-4	4	19	2	0	20
Coleman	1-1	0-0	2-2	6	4	0	0	15
Kosolcharoen	1-3	0-1	0-0	1	2	1	0	8
Vraney	1-2	0-0	0-0	1	2	0	0	4
team				1				
TOTALS	35-54	11-17	24-33	40	105	22	8	200
	.648	.647	.727					

E. Illinois 34 36 — 70
Wisconsin 54 51 — 105
Attendance: 10,913

WISCONSIN 55 MARQUETTE 46

DEC. 31, 1995
WISCONSIN FIELD HOUSE

MADISON, Wis. — Wisconsin got "double-doubles" from Osita Nwachukwu (16-12) and Sean Daugherty (10-11) and held Marquette to .316 field goal shooting in a 55-46 victory over the Golden Eagles on New Year's Eve.

The Badgers shot just 34 percent from the floor but outrebounded the bigger Golden Eagles 38-36 and outscored Marquette 20-5 at the free throw line.

Wisconsin used a 12-2 run midway through the first half to build a 25-15 lead but Marquette cut the Badger lead to 28-27 at the half. The Badgers, who limited Marquette to 28 percent from the floor in the second half, held the Golden Eagles to just seven points over the game's final 12:34 and received clutch free throw shooting down the stretch from Sean Mason to secure the win. Wisconsin committed just four second-half turnovers.

Faisal Abraham was the only Golden Eagle in double figures with 14 points.

MARQUETTE	FG	3PT	FT	RB	PTS	AS	ST	MIN
Crawford, f	3-8	2-6	0-0	4	8	0	0	23
Eford, f	2-12	0-1	2-2	4	6	2	0	34
McCaskill, c	0-1	0-0	0-0	3	0	0	0	19
Pieper, g	3-9	1-6	0-0	6	7	1	0	27
Hutchins, g	3-17	2-11	0-1	6	8	6	1	40
Abraham	6-6	0-0	2-6	7	14	0	0	31
McCall	0-2	0-2	0-0	1	0	1	0	11
Show	0-1	0-0	0-0	1	0	0	0	6
Streater	1-1	0-0	1-1	1	3	1	0	10
team				3				
TOTALS	18-57	5-26	5-10	36	46	11	1	200
	.316	.192	.500					

WISCONSIN	FG	3PT	FT	RB	PTS	AS	ST	MIN
Okey, f	2-11	1-2	0-0	5	5	3	2	28
Daugherty, f	4-10	0-1	2-2	11	10	2	1	38
Nwachukwu, c	4-7	0-0	8-14	12	16	1	1	37
Auriantal, g	4-5	0-1	3-5	2	11	2	0	37
Mason, g	1-11	0-3	7-8	2	9	2	1	33
Peterson	1-2	0-1	0-0	1	2	0	0	17
Carlin	0-0	0-0	0-0	0	0	0	0	3
Hall	1-3	0-2	0-0	0	2	0	0	6
Coleman	0-1	0-0	0-0	2	0	0	0	2
team				3				
TOTALS	17-50	1-10	20-29	38	55	10	5	200
	.340	.100	.690					

Marquette 27 19 — 46
Wisconsin 28 27 — 55
Attendance: 11,844 (sellout)

WISCONSIN 51 MICHIGAN 46

JAN. 3, 1996
WISCONSIN FIELD HOUSE

MADISON, Wis. — Mosezell Peterson scored a game-high 17 points, and Wisconsin overcame a 10-point halftime deficit to defeat No. 21 Michigan 51-46 in the Big Ten opener for both schools.

The UW got 12 points from Sam Okey and a game-high 12 rebounds from Sean Daugherty. Michigan was led by Louis Bullock's 13 points.

Wisconsin fell behind 29-19 at the intermission after being held scoreless for the game's first 6:38.

The Badgers reversed their fortunes in the second half with a superior defensive effort. The UW held the Wolverines to just 3-for-18 (.167) from the floor and did not allow Michigan a field goal after the 19:50 mark until Bullock's three-pointer with 4:43 left to play.

Wisconsin shot 50 percent from the field in the second stanza and took its first lead of the game at 38-37 with 9:43 remaining. The Badgers never trailed after pulling ahead 40-38 on a Sean Mason jumper with 6:45 left.

MICHIGAN	FG	3PT	FT	RB	PTS	AS	ST	MIN
Taylor, f	2-6	0-0	3-4	7	7	2	1	23
White, f	3-9	0-2	0-0	5	6	0	0	30
Boston, c	2-6	0-0	4-6	5	8	1	0	28
Conlan, g	0-3	0-1	1-4	1	1	2	2	31
Bullock, g	4-13	3-7	2-2	2	13	0	0	34
Traylor	4-7	0-0	0-0	9	8	0	0	24
Fife	0-2	0-1	0-1	3	0	2	1	18
Morton	1-1	1-1	0-0	2	3	1	0	11
Oliver	0-0	0-0	0-0	0	0	0	0	1
team				5				
TOTALS	16-47	4-12	10-17	39	46	8	4	200
	.340	.333	.588					

WISCONSIN	FG	3PT	FT	RB	PTS	AS	ST	MIN
Okey, f	5-15	2-6	0-3	2	12	4	3	32
Daugherty, f	2-5	0-0	0-1	12	4	2	0	35
Nwachukwu, c	0-2	0-0	0-0	5	0	1	1	28
Auriantal, g	2-8	1-5	1-2	5	6	1	0	34
Mason, g	4-8	1-2	0-0	0	9	0	1	25
Peterson	6-9	2-4	3-4	3	17	2	0	27
Coleman	1-1	0-0	1-2	5	3	0	0	10
Carlin	0-2	0-1	0-0	0	0	1	0	4
Hall	0-1	0-1	0-0	0	0	1	0	4
team				1				
TOTALS	20-51	6-19	5-12	33	51	12	5	200
	.392	.316	.417					

Michigan 29 17 — 46
Wisconsin 19 32 — 51
Attendance: 11,859 (sellout)

PENN STATE 79 WISCONSIN 50

JAN. 7, 1996
REC HALL

UNIVERSITY PARK, Pa. — The Badgers shot just .347 from the field and turned the ball over 20 times in a 79-50 loss at Penn State.

Wisconsin, which started three freshmen after losing Sean Mason to a season-ending knee injury in the previous game, fell behind 37-21 at halftime and never closed the deficit to fewer than 13 points after that. Penn State broke the game open with a 19-6 run over the last 7:30 of the first half.

The Nittany Lions continued their excellent shooting, making .492 from the floor as four players scored in double figures, led by Matt Gaudio's 16 points.

Wisconsin, which hit only 24 percent of its shots in the first half, was led by Hennssy Auriantal's 10 points.

WISCONSIN	FG	3PT	FT	RB	PTS	AS	ST	MIN
Okey, f	3-8	1-3	2-2	6	9	0	1	29
Daugherty, f	3-9	0-1	3-3	6	9	0	0	31
Nwachukwu, c	2-5	0-0	0-0	3	4	0	0	19
Auriantal, g	4-10	2-3	0-0	3	10	2	1	36
Hall, g	2-6	2-5	0-0	1	6	1	0	25
Peterson	3-8	1-4	2-4	4	9	0	0	22
Carlin	0-3	0-2	2-2	1	2	2	3	15
Coleman	0-0	0-0	1-2	2	1	0	0	14
Kasolcharoen	0-0	0-0	0-0	1	0	1	0	7
Vraney	0-0	0-0	0-0	0	0	0	0	2
team				5				
TOTALS	17-49	6-18	10-13	32	50	6	5	200
	.347	.333	.769					

PENN STATE	FG	3PT	FT	RB	PTS	AS	ST	MIN
Gaudio, f	6-7	2-2	2-2	4	16	2	1	25
Sekunda, f	5-12	1-3	1-1	5	12	2	0	30
Booth, c	3-4	0-0	1-3	5	7	1	0	22
Earl, g	4-8	3-5	2-2	1	13	7	2	31
Lisicky, g	4-10	3-9	0-0	3	11	3	1	31
McKnight	1-2	0-0	0-0	0	2	3	1	8
Stephens	0-3	0-0	0-0	1	0	0	0	9
D. Williams	4-7	0-1	0-0	1	8	2	4	15
Metzger	1-2	0-0	2-2	3	4	0	0	8
P. Williams	1-3	0-0	1-1	6	3	1	0	16
Fritz	0-2	0-2	0-0	0	0	0	0	1
Rogers	0-0	0-0	0-0	0	0	0	0	2
Machamer	0-0	0-0	0-0	1	0	0	0	1
Robinson	1-1	0-0	1-2	2	3	0	0	1
team				4				
TOTALS	30-61	9-22	10-13	36	79	21	9	200
	.492	.409	.769					

Wisconsin 21 29 — 50
Penn State 37 42 — 79
Attendance: 6,288 (sellout)

INDIANA 81 WISCONSIN 55

JAN. 10, 1996
ASSEMBLY HALL

BLOOMINGTON, Ind. — Indiana used a 19-4 run over the last 6:53 of the first half to open a 33-20 lead at halftime on its way to an 81-55 victory (its 30th straight over the Badgers).

Jeremy Hall led three Badgers in double figures with 13 points and seven assists. Mosezell Peterson and Osita Nwachukwu each added 10 points for Wisconsin. Brian Evans' 18 points paced five Hoosiers in double figures.

Wisconsin, which was outshot from the floor .500-.385 and turned the ball over 21 times, cut the Hoosier lead to 43-33 early in the second half but never came any closer. The Badgers battled Indiana to a draw on the boards and registered a .467 performance from three-point range.

WISCONSIN	FG	3PT	FT	RB	PTS	AS	ST	MIN
Okey, f	4-11	0-2	0-0	9	8	4	1	32
Peterson, f	4-9	2-2	0-2	4	10	0	1	33
Daugherty, c	3-9	0-0	2-4	3	8	0	1	31
Auriantal, g	0-3	0-1	1-2	1	1	1	0	18
Hall, g	4-10	4-9	1-2	3	13	7	1	36
Carlin	1-1	1-1	0-0	1	3	2	0	10
Nwachukwu	4-8	0-0	2-2	6	10	0	1	24
Kasolcharoen	0-1	0-0	0-0	2	0	0	0	7
Coleman	0-0	0-0	2-2	2	2	0	0	8
Vraney	0-0	0-0	0-0	0	0	0	0	1
team				2				
TOTALS	20-52	7-15	8-14	33	55	14	5	200
	.385	.467	.571					

INDIANA	FG	3PT	FT	RB	PTS	AS	ST	MIN
Eggers, f	1-1	1-1	1-2	1	4	0	2	10
Evans, f	7-16	1-5	3-5	2	18	7	2	38
Patterson, c	6-11	0-1	3-4	6	15	0	1	26
Reed, g	7-10	3-4	0-0	3	17	4	1	34
Wilkerson, g	3-7	0-1	4-4	6	10	2	3	35
Mujezinovic	0-1	0-0	3-5	7	3	0	0	14
Miller	3-7	1-2	4-4	4	11	5	0	33
Mandeville	1-2	1-1	0-0	1	3	0	0	4
Rowles	0-1	0-0	0-0	1	0	1	0	4
Lemme	0-0	0-0	0-0	1	0	1	0	2
team				1				
TOTALS	28-56	7-15	18-24	33	81	20	9	200
	.500	.467	.750					

Wisconsin 20 35 — 55
Indiana 33 48 — 81
Attendance: 16,674

WISCONSIN 80 IOWA 71

JAN. 13, 1996
WISCONSIN FIELD HOUSE

MADISON, Wis. — Sam Okey scored 23 points and Mosezell Peterson added 19 points and nine rebounds to lead Wisconsin to an 80-71 win over 11th-ranked Iowa.

Jess Settles led five Hawkeyes in double figures with 15 points. The Badgers shot .538 from the field, including 56 percent in the second half. Wisconsin held the high-scoring Hawkeyes to .447 field goal shooting and allowed Iowa just eight second-half field goals.

Wisconsin held a seven-point lead with 2:40 left in the first half before the Hawkeyes went on an 8-0 run for a 37-36 lead at the intermission. After Okey's three-pointer put the UW ahead to start the second half, the Badgers held the lead until Iowa regained it 65-63 with 4:13 left to play. But Wisconsin outscored the Hawkeyes 17-6 over the final 3:52 to pull away.

The UW outrebounded the Hawkeyes 34-29 and recorded just six turnovers in the second frame.

IOWA	FG	3PT	FT	RB	PTS	AS	ST	MIN
Murray, f	3-4	0-1	5-6	1	11	1	2	32
Settles, f	5-9	2-5	3-6	6	15	2	1	30
Millard, c	3-6	0-1	5-8	7	11	1	1	31
Woolridge, g	4-9	1-3	5-7	2	14	3	3	33
Kingsbury, g	4-15	3-14	1-1	3	12	3	1	30
Glasper	0-0	0-0	1-2	1	1	2	3	17
Bowen	2-4	0-0	3-4	6	7	0	0	22
Koch	0-0	0-0	0-0	1	0	0	0	2
Helmets	0-0	0-0	0-0	0	0	0	0	3
team				2				
TOTALS	21-47	6-24	23-34	29	71	12	11	200
	.447	.250	.676					

WISCONSIN	FG	3PT	FT	RB	PTS	AS	ST	MIN
Okey, f	8-11	3-3	4-6	6	23	2	2	36
Daugherty, f	4-8	0-1	3-3	3	11	1	1	36
Nwachukwu, c	0-1	0-0	0-2	4	0	1	1	21
Peterson, g	6-14	2-7	5-5	9	19	1	1	39
Hall, g	3-8	3-8	0-0	3	9	8	1	33
Auriantal	5-7	1-3	3-5	1	14	0	4	19
Coleman	2-3	0-0	0-3	7	4	0	1	16
team				1				
TOTALS	28-52	9-22	15-24	34	80	13	11	200
	.538	.409	.625					

Iowa 37 34 — 71
Wisconsin 36 44 — 80
Attendance: 11,924 (sellout)

WISCONSIN 61 MICHIGAN STATE 48

JAN. 17, 1996
WISCONSIN FIELD HOUSE

MADISON, Wis. — Mosezell Peterson registered a career-high totals of 23 points and 11 rebounds to lead the Badgers past Michigan State 61-48.

Wisconsin held the Spartans scoreless for the game's first 9:36 and owned a 26-15 lead at the half. Michigan State trimmed the Badger advantage to 45-39 with 6:19 left to play but Wisconsin made 13 of 17 free throw attempts after that to lock up the win.

The Badgers held Michigan State to .263 from the field and allowed only one Spartan (Ray Weathers, 17) to reach double figures in scoring. Wisconsin, which outscored the Spartans 20-11 at the free throw line, committed just eight turnovers.

Henssey Auriantal was the only other Badger in double figures with 13 points.

MICH. STATE	FG	3PT	FT	RB	PTS	AS	ST	MIN
Smith, f	0-3	0-1	0-2	3	0	0	0	14
Brooks, f	4-9	0-1	1-3	8	9	2	2	30
Feick, c	0-5	0-2	6-7	5	6	3	0	31
Kelley, g	0-2	0-0	0-0	1	0	2	0	21
Weathers, g	6-12	4-8	1-3	4	17	0	0	29
Mull	0-3	0-2	0-0	4	0	0	0	10
Klein	2-4	2-4	0-0	4	6	1	0	17
Respert	1-5	1-4	3-4	1	6	2	0	9
Beathes	0-7	0-1	0-0	3	0	0	1	22
Garavaglia	2-7	0-1	0-0	2	4	0	0	17
team				5				
TOTALS	15-57	7-26	11-19	40	48	10	3	200
	.263	.269	.579					

WISCONSIN	FG	3PT	FT	RB	PTS	AS	ST	MIN
Okey, f	2-11	0-3	2-2	4	6	4	0	34
Daugherty, f	4-8	0-1	1-1	3	9	1	1	30
Nwachukwu, c	0-1	0-0	4-4	8	4	0	1	20
Peterson, g	6-11	2-4	9-11	11	23	0	0	37
Hall, g	2-8	2-8	0-0	1	6	2	1	30
Auriantal	4-8	1-3	4-6	3	13	2	1	31
Coleman	0-1	0-0	0-1	4	0	0	0	18
team				5				
TOTALS	18-48	5-19	20-25	39	61	9	4	200
	.375	.263	.800					

Michigan State 15 33 — 48
Wisconsin 26 35 — 61
Attendance: 10,975

NORTHWESTERN 62 WISCONSIN 52

JAN. 20, 1996
WELSH-RYAN ARENA

EVANSTON, Ill. — Northwestern erased a one-point deficit with a 10-2 run to close the first half and never trailed again in a 62-52 win over the Badgers.

Geno Carlisle scored 26 points and Evan Eschmeyer added 15 points and eight rebounds for the Wildcats. Mosezell Peterson registered 12 points and Osita Nwachukwu had 10 points and eight rebounds for Wisconsin.

The Badgers, who had more than twice as many turnovers (13-6) as Northwestern, cut the Wildcat lead to 40-36 with 11:43 left to play but never came any closer.

Wisconsin outrebounded the Wildcats 40-37 and the two teams were almost even from the field.

WISCONSIN	FG	3PT	FT	RB	PTS	AS	ST	MIN
Okey, f	2-9	0-2	3-5	8	7	2	1	31
Daugherty, f	1-6	0-1	3-4	7	5	0	0	24
Nwachukwu, c	5-8	0-0	0-1	8	10	2	0	34
Peterson, g	4-15	2-4	2-2	4	12	1	0	39
Hall, g	2-5	2-4	0-0	1	6	3	0	25
Auriantal	3-7	2-4	0-0	4	8	2	0	29
Carlisle	0-0	0-0	0-0	0	0	1	0	4
Kosolcharoen	1-2	0-1	0-0	0	2	0	0	3
Vraney	0-0	0-0	0-0	1	0	0	0	2
Coleman	0-0	0-0	0-0	1	0	0	0	4
Hayes	1-1	0-0	0-0	2	2	0	0	5
team				4				
TOTALS	19-53	6-16	8-12	40	52	11	1	200
	.358	.375	.667					

N'WESTERN	FG	3PT	FT	RB	PTS	AS	ST	MIN
Branch, f	0-6	0-3	0-0	2	0	3	1	27
Chamberlain, f	3-4	0-0	2-4	10	8	1	1	31
Eschmeyer, c	4-7	0-0	7-10	8	15	1	1	33
Johnson, g	1-3	0-1	0-0	3	2	4	0	24
Carlisle, g	8-20	6-14	4-6	2	26	3	3	37
Harmsen	1-8	0-2	0-0	7	2	0	0	16
Bonner	2-5	2-4	0-0	0	6	1	1	16
Duerksen	0-1	0-1	0-0	1	0	0	0	6
Pomeday	1-1	1-1	0-2	0	3	3	0	10
team				4				
TOTALS	20-55	9-26	13-22	37	62	16	7	200
	.364	.346	.591					

Wisconsin 25 27 — 52
Northwestern 32 30 — 62
Attendance: 6,716

WISCONSIN 73 MINNESOTA 65

JAN. 24, 1996
WISCONSIN FIELD HOUSE

MADISON, Wis. — The Badgers trailed by as many as 14 points in the first half and by 11 at halftime before charging back for a 73-65 overtime victory.

Sean Daugherty's "double-double" (17-12) led four Badgers in double figures, including Mosezell Peterson (16), Jeremy Hall (15) and Sam Okey (13). Sam Jacobson paced Minnesota with 19 points.

Wisconsin fell behind 19-5 and 22-8 before cutting the Gopher lead to 34-23 at the half. The Badgers chipped away at the Minnesota lead until Hennssy Auriantal's three-pointer tied it at 58 with 37 seconds left to play, capping an 8-0 UW run to end regulation.

Okey's jumper with 2:57 left in overtime gave Wisconsin its first lead of the game at 62-60, and Peterson made seven straight free throws to put the game out of Minnesota's reach.

MINNESOTA	FG	3PT	FT	RB	PTS	AS	ST	MIN
James, f	2-5	0-1	6-6	8	10	0	0	37
Jacobson, f	6-15	2-9	5-6	9	19	3	2	40
Thomas, f	4-8	0-0	0-1	5	8	0	0	39
Jones, g	6-17	3-8	0-0	5	15	2	2	28
Harris, g	1-4	0-1	0-2	1	2	2	1	31
Lewis	1-4	1-2	0-0	1	3	2	0	12
Jackson	3-10	1-4	1-1	3	8	3	2	30
Tarver	0-0	0-0	0-0	0	0	0	0	2
Winter	0-0	0-0	0-0	0	0	0	0	6
team				1				
TOTALS	23-63	7-25	12-16	33	65	12	7	225
	.365	.280	.750					

WISCONSIN	FG	3PT	FT	RB	PTS	AS	ST	MIN
Okey, f	5-10	0-2	3-4	2	13	4	0	32
Daugherty, f	7-11	1-1	2-4	12	17	3	1	45
Nwachukwu, c	1-1	0-0	0-1	7	2	1	0	35
Auriantal, g	2-6	2-5	2-2	3	8	4	2	34
Peterson, g	4-14	1-8	7-8	6	16	4	0	43
Hall	5-9	5-9	0-1	1	15	2	0	26
Carlin	1-1	0-0	0-0	2	2	1	0	5
Coleman	0-1	0-0	0-0	3	0	0	0	5
team				4				
TOTALS	25-53	9-25	14-20	40	73	19	3	225
	.472	.360	.700					

Minnesota 34 24 7 — 65
Wisconsin 23 35 15 — 73
Attendance: 11,483

OHIO STATE 63 WISCONSIN 55

JAN. 31, 1996
ST. JOHN ARENA

COLUMBUS, Ohio. — The Badgers committed a season high-tying 23 turnovers and shot just .395 from the field in a 63-55 loss at Ohio State.

Sam Okey paced the Badgers with 16 points and six rebounds, while Jeremy Hall and Mosezell Peterson had 11 and 10 points, respectively. Rick Yudt led the Buckeyes with 20 points, including 16 in the second half.

Despite falling behind 9-0, the Badgers managed a 21-18 lead at halftime. Ohio State then opened up a 38-31 edge with 10:12 left to play. Wisconsin cut the Buckeye lead to 44-40 with 4:08 left, but Ohio State made 14 consecutive free throws in the last 1:35 to secure the win.

WISCONSIN	FG	3PT	FT	RB	PTS	AS	ST	MIN
Okey, f	4-8	1-1	7-10	6	16	1	0	31
Daugherty, f	2-4	0-1	0-0	3	4	2	0	24
Nwachukwu, c	2-3	0-0	0-2	4	4	1	2	26
Auriantal, g	2-5	0-3	3-6	3	7	0	1	37
Hall, g	3-11	1-8	4-5	2	11	4	1	30
Peterson	3-9	0-3	4-4	1	10	1	1	20
Carlin	1-3	1-3	0-0	4	3	2	0	19
Coleman	0-0	0-0	0-0	3	0	0	2	13
team				1				
TOTALS	17-43	3-19	18-27	27	55	11	7	200
	.395	.158	.667					

OHIO STATE	FG	3PT	FT	RB	PTS	AS	ST	MIN
Yudt, f	6-12	3-5	5-5	3	20	1	0	30
Stonerook, f	2-3	0-0	6-8	7	10	0	3	25
Tate, c	3-6	0-0	1-3	5	7	0	0	36
Stringer, g	2-8	0-3	5-7	3	9	8	2	24
Bosley, g	0-2	0-0	5-6	4	5	2	1	22
Coleman	2-6	1-5	4-4	2	9	1	0	24
Belter	0-0	0-0	1-2	1	1	0	1	19
Singleton	1-3	0-0	0-0	0	2	0	1	11
Jantonio	0-0	0-0	0-0	1	0	0	0	5
Davis	0-0	0-0	0-0	0	0	0	0	4
team				1				
TOTALS	16-40	4-13	27-35	27	63	12	8	200
	.400	.308	.771					

Wisconsin 21 34 — 55
Ohio State 18 45 — 63
Attendance: 11,917

WISCONSIN 57 ILLINOIS 56

FEB. 3, 1996
ASSEMBLY HALL

CHAMPAIGN, Ill. — Hennssy Auriantal's 10-foot jumper with seven seconds left to play lifted the Badgers to a 57-56 victory, their first at Illinois since 1981.

With assistant coach Brad Soderberg on the bench as acting head coach (Bennett was at his brother's funeral in Boston), the Badgers erased an 11-point first-half deficit with a 15-2 run that gave them a 31-29 lead at the intermission.

Wisconsin then fell behind 48-40 with 10:08 left to play before mounting another comeback. Osita Nwachukwu's jumper tied the game at 53 with 3:56 left before the Illini regained a 56-53 edge with 2:52 left. Auriantal made the first of his two baskets for the game on a layup with 1:07 left to cut the lead to 56-55 and set up the game winner.

Jeremy Hall led Wisconsin with 15 points, while Mosezell Peterson added 14 points. Jerry Hester paced the Illini with a game-high 22 points.

WISCONSIN	FG	3PT	FT	RB	PTS	AS	ST	MIN
Okey, f	3-12	1-3	2-3	7	9	1	0	29
Daugherty, f	1-9	0-1	1-3	13	3	0	0	40
Nwachukwu, c	3-4	0-0	1-2	6	7	0	0	19
Peterson, g	4-11	0-0	6-6	7	14	2	0	32
Auriantal, g	2-4	0-1	0-0	4	4	2	0	27
Hall	4-11	3-9	4-5	3	15	3	0	27
Carlin	1-4	1-2	0-0	1	3	1	1	13
Hayes	0-0	0-0	0-0	0	0	0	0	1
Coleman	1-1	0-0	0-0	1	2	0	0	12
team				5				
TOTALS	19-56	5-16	14-19	47	57	9	1	200
	.339	.313	.737					

ILLINOIS	FG	3PT	FT	RB	PTS	AS	ST	MIN
Hester, f	8-17	2-5	4-6	5	22	2	1	37
Notree, f	4-9	1-3	2-2	9	11	0	2	36
Gee, c	2-5	0-0	3-5	4	7	0	1	25
Garris, g	1-11	0-2	0-0	5	2	3	3	29
Keene, g	3-8	3-5	0-2	1	9	2	1	28
Heldman	1-2	0-1	1-2	0	3	2	0	12
Turner	0-4	0-2	0-0	0	0	0	1	13
Gandy	1-1	0-0	0-0	2	2	0	0	10
Blackwell	0-3	0-1	0-1	3	0	1	0	10
team				4				
TOTALS	20-60	6-19	10-18	33	56	10	9	200
	.333	.316	.556					

Wisconsin 31 26 — 57
Illinois 29 27 — 56
Attendance: 16,450 (sellout)

**PURDUE 75
WISCONSIN 42**

FEB. 7, 1996
WISCONSIN FIELD HOUSE

MADISON, Wis. — Wisconsin suffered through its worst shooting night of the season in a 75-42 loss to No. 14 Purdue.

The Badgers shot just .306 from the field, their worst mark since shooting .267 against Marquette on Dec. 31, 1994. UW's three-point field goal percentage (1-14, .071) was its worst since 1990.

Wisconsin fell behind 32-11 with six minutes left in the first half. The Badgers then got six points from Sam Okey and five from Sean Daugherty as they went on a 14-4 run to cut the lead to 36-25 at halftime.

The Badgers cut the Boilermaker advantage to 36-31 with 17:41 left before Purdue outscored the UW 39-11 the rest of the way. Daugherty led Wisconsin with 13 points and seven rebounds, while Todd Foster paced Purdue with 18 points on six three-pointers.

PURDUE	FG	3PT	FT	RB	PTS	AS	ST	MIN
Dove, f	3-5	0-0	0-0	2	6	1	1	24
Hairston, f	4-8	0-0	1-1	8	9	1	2	32
Bramley, c	4-7	0-0	3-3	2	11	0	0	20
Austin, g	2-7	1-2	4-5	2	9	4	2	23
Roberts, g	3-6	0-2	0-0	1	6	5	3	29
Foster	6-8	6-8	0-0	5	18	1	0	20
Jennings	2-4	0-0	0-0	1	4	4	1	11
Clay	0-0	0-0	0-0	2	0	0	0	7
Miller	3-4	0-0	0-0	2	6	2	2	20
ten Dam	0-0	0-0	0-0	1	0	0	0	3
Eldridge	2-2	2-2	0-0	0	6	1	0	11
team				1				
TOTALS	29-51	9-14	8-9	27	75	19	11	200
	.569	.643	.889					

WISCONSIN	FG	3PT	FT	RB	PTS	AS	ST	MIN
Okey, f	5-11	0-2	2-2	6	12	1	2	34
Daugherty, f	4-10	0-1	5-8	7	13	0	0	35
Nwachukwu, c	1-4	0-0	0-2	5	2	0	0	25
Auriantal, g	1-11	0-3	4-4	4	6	1	1	36
Peterson, g	2-4	0-2	0-0	2	4	1	2	22
Hall	0-5	0-4	0-0	1	0	1	0	18
Carlin	1-2	1-2	0-0	1	3	2	1	19
Burkemper	0-0	0-0	0-0	0	0	0	0	1
Malinowski	0-0	0-0	0-0	0	0	0	0	1
Vraney	1-1	0-0	0-0	1	2	0	0	1
Coleman	0-0	0-0	0-0	1	0	0	0	7
Kosolcharoen	0-1	0-0	0-0	0	0	0	0	1
team				4				
TOTALS	15-49	1-14	11-16	32	42	6	6	200
	.306	.071	.688					

Purdue 36 39 — 75
Wisconsin 25 17 — 42
Attendance: 11,713 (sellout)

**WISCONSIN 62
OHIO STATE 56**

FEB. 10, 1996
WISCONSIN FIELD HOUSE

MADISON, Wis. — Hennssy Auriantal scored 18 points, including 10 in the final 4:02 of the game, and had three steals to lead the Badgers to a 62-56 victory over Ohio State.

Mosezell Peterson and Sean Daugherty each contributed 11 points for the Badgers, while Damon Stringer paced the Buckeyes with 13 points.

The Badgers moved out to a 28-16 lead with 5:04 left in the first half, but the Buckeyes closed the gap to 32-27 at the half with an 11-4 run. Ohio State then outscored the UW 8-2 to start the second half and open up at 36-34 lead. After Ohio State tied the game at 38 with 12:14 left to play, however, the Badgers went on an 11-4 run for a 49-42 lead. The Buckeyes never came closer than four points after that.

Auriantal and Sam Okey combined to make 10 of 12 free throws in the last 4:02 to help secure the victory.

OHIO STATE	FG	3PT	FT	RB	PTS	AS	ST	MIN
Yudt, f	1-8	1-3	0-0	6	3	1	3	27
Stonerook, f	3-6	1-2	1-2	9	8	2	1	26
Tate, c	0-3	0-0	2-2	1	2	0	0	10
Coleman, g	4-10	4-6	0-0	3	12	2	1	33
Stringer, g	4-13	3-6	2-4	1	13	6	0	33
Bosley	1-2	0-0	0-0	0	2	0	0	8
Belter	1-1	0-0	6-10	4	8	0	0	29
Singleton	2-2	0-0	0-0	1	4	2	1	19
Gradney	2-2	0-0	0-0	4	4	0	0	15
team				1				
TOTALS	18-47	9-17	11-18	30	56	13	6	200
	.383	.529	.611					

WISCONSIN	FG	3PT	FT	RB	PTS	AS	ST	MIN
Okey, f	1-7	0-2	6-8	3	8	4	1	35
Peterson, f	4-9	2-4	1-2	3	11	4	0	33
Daugherty, c	4-6	0-0	3-3	3	11	1	0	30
Auriantal, g	4-6	1-2	9-13	2	18	4	3	37
Carlin, g	1-3	0-2	2-3	2	4	3	4	27
Nwachukwu	1-2	0-0	3-4	7	5	0	0	21
Hall	2-4	1-2	0-0	1	5	1	0	13
Coleman	0-0	0-0	0-0	0	0	0	0	1
Kosolcharoen	0-0	0-0	0-1	1	0	0	0	3
team				3				
TOTALS	17-37	4-12	24-34	25	62	17	8	200
	.459	.333	.706					

Ohio State 27 29 — 56
Wisconsin 32 30 — 62
Attendance: 11,500 (sellout)

**MINNESOTA 70
WISCONSIN 66**

FEB. 17, 1996
WILLIAMS ARENA

MINNEAPOLIS — Courtney James had 15 points and 11 rebounds and Minnesota outscored the Badgers 12-7 over the last 4:50 to pull out a 70-66 victory.

Sam Okey paced Wisconsin with 14 points, eight rebounds, five assists and two steals, while Sean Daugherty added 13 points and Jeremy Hall 11.

Wisconsin, which led 31-28 at halftime, went scoreless for nearly five minutes after taking a 59-56 lead with 6:45 left to play. Daugherty's three-pointer with 1:54 left cut the Gopher lead to 65-62 but Minnesota scored the next four points to help lock up the win.

Wisconsin was aided by 11-for-22 three-point shooting but hit only .396 overall from the field. Minnesota, which outrebounded Wisconsin 35-28, shot .444 from the floor and .783 from the free throw line.

WISCONSIN	FG	3PT	FT	RB	PTS	AS	ST	MIN
Okey, f	4-16	2-5	4-5	8	14	5	2	38
Peterson, f	2-7	1-3	4-6	1	9	3	1	30
Daugherty, c	5-7	3-4	0-0	6	13	1	0	29
Auriantal, g	1-5	0-2	2-2	2	4	3	0	25
Carlin, g	3-4	2-3	1-2	3	9	0	1	22
Nwachukwu	1-3	0-0	4-8	4	6	0	1	25
Hall	3-5	3-5	2-2	2	11	2	1	26
Kosolcharoen	0-1	0-0	0-0	0	0	0	0	5
team				2				
TOTALS	19-48	11-22	17-25	28	66	14	6	200
	.396	.500	.680					

MINNESOTA	FG	3PT	FT	RB	PTS	AS	ST	MIN
Jacobson, f	4-8	2-4	0-0	1	10	4	2	19
James, f	5-8	0-0	5-7	11	15	2	0	35
J. Thomas, c	2-3	0-0	1-1	7	5	1	1	28
Harris, g	5-7	0-1	1-1	3	11	3	0	30
Jackson, g	2-9	1-3	7-10	4	12	3	2	30
C. Thomas	2-7	1-5	0-0	1	5	2	1	20
Winter	0-1	0-0	0-0	1	0	0	0	4
Jones	0-2	0-0	0-0	0	0	0	0	3
Grim	3-3	0-0	4-4	1	10	0	1	15
Tarver	0-1	0-0	0-0	0	0	0	0	4
Lewis	1-5	0-1	0-0	5	2	1	2	12
team				1				
TOTALS	24-54	4-14	18-23	35	70	16	9	200
	.444	.286	.783					

Wisconsin 31 35 — 66
Minnesota 28 42 — 70
Attendance: 14,379 (sellout)

NORTHWESTERN 82 WISCONSIN 71

FEB. 21, 1996
WISCONSIN FIELD HOUSE

MADISON, Wis. — Geno Carlisle scored 39 points, including a UW Field House record-tying 17 from the free throw line, to lead Northwestern to an 82-71 victory over the Badgers.

Sam Okey led five Badgers in double figures with a fine all-around performance of 17 points, seven rebounds, seven assists, two blocks and three steals. Osita Nwachukwu contributed a "double-double" with 14 points and 10 rebounds for the UW.

After the Badgers took a 20-18 lead, Northwestern went on a 16-5 run to close the first half with a 34-25 lead. The Wildcats expanded their lead to as many as 13 points in the second half but the Badgers chipped away down the stretch, cutting the deficit to four points with 1:30 left to play. The UW was unable to come any closer, however, and Northwestern made 10 of 12 at the free throw line in the last 1:20 to lock up the victory.

N'WESTERN	FG	3PT	FT	RB	PTS	AS	ST	MIN
Branch, f	0-1	0-1	0-2	1	0	0	0	16
Chamberlain, f	2-5	0-0	4-6	8	8	0	2	28
Eschmeyer, c	2-4	0-0	3-7	6	7	1	0	36
Johnson, g	3-5	1-2	4-6	1	11	4	2	34
Carlisle, g	9-20	4-8	17-20	8	39	4	1	38
Harmsen	3-5	0-0	0-1	5	6	0	0	14
Duerksen	2-3	0-0	2-2	3	6	2	0	24
Bonner	1-1	1-1	0-0	0	3	1	0	8
Kreft	1-1	0-0	0-0	0	2	0	0	2
team				1				
TOTALS	23-45	6-12	30-44	33	82	12	5	200
	.511	.500	.682					

WISCONSIN	FG	3PT	FT	RB	PTS	AS	ST	MIN
Okey, f	6-14	2-5	3-4	7	17	7	3	34
Daugherty, f	2-8	0-3	3-3	2	7	1	1	33
Nwachukwu, c	3-5	0-0	8-11	10	14	0	1	27
Auriantal, g	4-6	2-2	1-2	2	11	1	0	27
Peterson, g	3-10	0-3	4-4	2	10	5	0	32
Hall	5-10	2-5	0-0	3	12	0	1	19
Carlin	0-1	0-1	0-0	0	0	1	1	14
Coleman	0-0	0-0	0-0	3	0	0	0	10
Kosolcharoen	0-1	0-1	0-0	0	0	0	0	3
Burkemper	0-0	0-0	0-0	0	0	0	0	1
team				2				
TOTALS	23-55	6-20	19-24	31	71	15	7	200
	.418	.300	.792					

Northwestern 34 48 — 82
Wisconsin 25 46 — 71
Attendance: 11,266

WISCONSIN 73 MICHIGAN STATE 52

FEB. 24, 1996
BRESLIN STUDENT EVENTS CENTER

EAST LANSING, Mich. — Three Badgers scored in double figures, led by Sean Daugherty's game-high 19 points, and Wisconsin recorded its second-largest margin of victory in a Big Ten road game since 1956 with a 73-52 triumph at Michigan State.

Jeremy Hall and Sam Okey added 14 and 12 points, respectively, for the Badgers, who shot .481 from the field, .444 from three-point range and .714 at the free throw line. Michigan State got 14 points apiece from Ray Weathers and Quinton Brooks, but shot just .400 from the field and .563 at the free throw line.

Wisconsin moved out to a 24-13 lead with 6:58 left in the first half and never led by fewer than 10 points after that. The Badgers led 35-22 at the intermission and held off a 7-0 Spartan run late in the second half before outscoring Michigan State 16-5 over the last 4:09 to win going away.

WISCONSIN	FG	3PT	FT	RB	PTS	AS	ST	MIN
Okey, f	4-9	0-1	4-4	6	12	3	0	26
Peterson, f	4-9	1-1	0-0	4	9	2	3	20
Daugherty, f	8-14	0-1	3-4	8	19	0	1	38
Hall, g	3-7	3-7	5-6	0	14	5	0	27
Carlin, g	3-3	3-3	0-0	1	9	0	1	27
Nwachukwu	1-2	0-0	1-2	1	3	1	2	13
Auriantal	2-8	1-5	1-2	4	6	3	1	35
Kosolcharoen	0-0	0-0	0-1	3	0	1	0	11
Vraney	0-0	0-0	1-2	1	1	0	0	3
team				0				
TOTALS	25-52	8-18	15-21	28	73	15	8	200
	.481	.444	.714					

MICH. STATE	FG	3PT	FT	RB	PTS	AS	ST	MIN
Smith, f	2-4	0-0	0-0	3	4	0	1	23
Garavaglia, f	2-4	1-1	2-2	5	7	1	0	16
Feick, c	3-7	0-1	0-0	11	6	3	2	31
Weathers, g	4-9	2-4	4-6	3	14	4	1	32
Beathea, g	2-6	0-0	1-2	3	5	1	0	23
Kelley	0-2	0-1	0-0	2	0	1	0	14
Mull	1-6	0-2	0-0	1	2	0	0	18
Klein	0-0	0-0	0-0	0	0	1	0	6
Respert	0-3	0-0	0-0	0	0	0	0	9
Brooks	6-9	0-0	2-6	1	14	0	3	26
Nicodemus	0-0	0-0	0-0	0	0	0	0	2
team				6				
TOTALS	20-50	3-9	9-16	35	52	11	7	200
	.400	.333	.563					

Wisconsin 35 38 — 73
Michigan State 22 30 — 52
Attendance: 15,138 (sellout)

IOWA 69 WISCONSIN 54

FEB. 28, 1996
CARVER-HAWKEYE ARENA

IOWA CITY, Iowa. — Jess Settles scored 25 points and led a second-half comeback that gave Iowa a 69-54 victory over the Badgers.

Wisconsin got a career-high 22 points from Sean Daugherty and a career high-tying 19 points from Jeremy Hall.

After falling behind 13-4, the Badger defense stiffened and the UW outscored the Hawkeyes 22-17 over the last 12 minutes of the first half to go to the intermission down by four points.

Five three-point field goals — three by Hall and two by Daugherty — in the first 6:53 of the second half gave the Badgers a 43-34 lead. But Iowa countered with a 23-7 run over the next 10 minutes to regain control of the game and secure the win.

Iowa held advantages in rebounds (37-26) and field goal shooting (.466-.408) and forced the Badgers into 12 second-half turnovers.

WISCONSIN	FG	3PT	FT	RB	PTS	AS	ST	MIN
Okey, f	2-4	0-1	2-4	10	6	4	0	32
Carlin, f	0-4	0-3	0-0	0	0	3	2	31
Daugherty, c	9-16	3-4	1-1	7	22	0	2	35
Auriantal, g	1-5	0-3	0-0	2	2	4	0	35
Hall, g	6-12	5-11	2-2	0	19	2	1	35
Kosolcharoen	0-3	0-1	0-0	2	0	0	0	11
Nwachukwu	2-5	0-0	1-3	2	5	0	0	21
team				3				
TOTALS	20-49	8-23	6-10	26	54	13	5	200
	.408	.348	.600					

IOWA	FG	3PT	FT	RB	PTS	AS	ST	MIN
Murray, f	3-5	0-0	0-0	3	6	2	4	32
Settles, f	10-20	2-3	3-4	7	25	1	2	31
Millard, c	5-7	0-0	3-3	8	13	0	2	33
Woolridge, g	7-17	0-2	5-6	3	19	9	3	34
Glasper, g	0-4	0-2	0-0	6	0	2	1	33
McCausland	1-3	1-3	0-0	1	3	0	0	10
Robinson	0-0	0-0	0-0	1	0	0	0	4
Kingsbury	0-1	0-1	0-0	1	0	2	0	9
Koch	1-1	1-1	0-0	3	3	0	0	12
Helmers	0-0	0-0	0-0	0	0	0	0	2
team				4				
TOTALS	27-58	4-12	11-13	37	69	16	12	200
	.466	.333	.846					

Wisconsin 26 28 — 54
Iowa 30 39 — 69
Attendance: 15,500 (sellout)

INDIANA 76 WISCONSIN 68

MARCH 2, 1996
WISCONSIN FIELD HOUSE

MADISON, Wis. — Indiana shot 50 percent from the field and 83 percent from the free throw line and got a game-high 19 points from Brian Evans in a 76-68 win over Wisconsin.

The Badgers, who got 16 points apiece from Sam Okey and Mosezell Peterson, dropped their 31st consecutive game to the Hoosiers.

Indiana never trailed after taking a 19-17 lead with 5:37 left in the first half. The Hoosiers led 30-26 at the intermission. After spotting Indiana a 16-point lead with 10:01 left in the second half, the Badgers twice cut the deficit to six points with less than a minute left but came no closer than that.

Wisconsin shot a season-high .895 at the free throw line but made just 37 percent from the field.

INDIANA	FG	3PT	FT	RB	PTS	AS	ST	MIN
Mujezinic, f	2-4	0-0	2-2	4	6	0	0	14
Evans, f	4-12	1-4	10-12	8	19	4	0	40
Lindeman, c	2-3	0-0	3-4	2	7	0	0	17
Reed, g	3-8	0-4	6-6	7	12	4	3	35
Miller, g	5-7	2-2	0-1	3	12	0	1	39
Mandeville	0-0	0-0	0-0	2	0	0	0	6
Eggers	0-0	0-0	0-0	0	0	0	0	3
Patterson	5-7	2-4	2-2	2	14	1	0	20
Rowles	0-1	0-0	6-8	5	6	3	1	26
team				1				
TOTALS	21-42	5-14	29-35	34	76	12	5	200
	.500	.357	.829					

WISCONSIN	FG	3PT	FT	RB	PTS	AS	ST	MIN
Okey, f	5-15	1-5	5-7	6	16	2	1	38
Carlin, f	1-4	1-2	0-0	2	3	0	1	16
Daugherty, c	5-10	1-1	0-0	4	11	2	0	26
Auriantal, g	2-8	1-3	4-4	5	9	4	2	34
Hall, g	2-6	1-4	0-0	3	5	2	1	27
Peterson	4-10	2-4	6-6	4	16	2	0	28
Kosolcharoen	1-2	0-0	0-0	0	2	0	0	7
Nwachukwu	2-4	0-0	2-2	5	6	0	3	21
Coleman	0-0	0-0	0-0	0	0	0	0	3
team				1				
TOTALS	22-59	7-19	17-19	30	68	12	8	200
	.373	.368	.895					

Indiana 30 46 — 76
Wisconsin 26 42 — 68
Attendance: 11,993 (sellout)

WISCONSIN 54 PENN STATE 52

MARCH 6, 1996
WISCONSIN FIELD HOUSE

MADISON, Wis. — Sean Daugherty hit an 18-foot jumper at the buzzer to give Wisconsin a 54-52 win over 16th-ranked Penn State.

Sam Okey led the Badgers with 17 points, nine rebounds, five assists, four blocks and two steals. Mosezell Peterson scored all 12 of his points in the second half for the UW and Osita Nwachukwu added 11 rebounds.

Dan Earl led the Nittany Lions with 18 points.

The Badgers compiled a 25-23 halftime lead but Penn State outscored the UW 10-2 to begin the second half and move out to a six-point lead with 14:52 left. The Badgers countered by grabbing a 43-41 lead only to have Penn State go on a 7-0 run for a 48-43 advantage with 5:40 remaining. Wisconsin came back to tie the game at 48, 50 and 52 before holding Penn State scoreless on its last possession. After a UW timeout with 7.2 seconds left, Peterson brought the ball up the floor and passed to Daugherty, who hit the open jumper as time ran out.

PENN STATE	FG	3PT	FT	RB	PTS	AS	ST	MIN
Gaudio, f	8-11	1-2	0-1	7	17	0	0	31
Sekunda, f	0-5	0-2	1-2	1	1	1	2	28
Boath, c	0-1	0-0	0-4	3	0	0	0	27
Earl, g	6-10	3-6	3-3	1	18	7	5	31
Lisicky, g	4-7	3-6	0-0	3	11	3	2	23
McKnight	0-1	0-1	0-0	1	0	1	0	8
Stephens	0-0	0-0	0-0	1	0	0	0	6
D. Williams	1-6	0-1	0-0	2	2	2	1	21
Metzger	0-0	0-0	2-2	1	2	0	0	10
P. Williams	0-2	0-0	1-2	3	1	0	0	15
team				0				
TOTALS	19-43	7-18	7-14	23	52	14	10	200
	.442	.389	.500					

WISCONSIN	FG	3PT	FT	RB	PTS	AS	ST	MIN
Okey, f	7-15	1-4	2-2	9	17	5	2	37
Nwachukwu, f	4-7	0-0	1-1	11	9	0	2	38
Daugherty, c	3-9	0-2	1-2	6	7	2	2	38
Auriantal, g	2-7	2-6	0-0	0	6	2	0	33
Carlin, g	0-3	0-3	0-0	1	0	1	0	14
Hall	1-3	1-3	0-0	2	3	1	0	14
Peterson	6-10	0-1	0-0	3	12	1	1	22
Kosolcharoen	0-0	0-0	0-0	1	0	0	0	3
Coleman	0-0	0-0	0-0	0	0	0	0	1
team				3				
TOTALS	23-54	4-19	4-5	36	54	12	7	200
	.426	.211	.800					

Penn State 23 29 — 52
Wisconsin 25 29 — 54
Attendance: 11,732 (sellout)

MICHIGAN 65 WISCONSIN 51

MARCH 9, 1996
CRISLER ARENA

ANN ARBOR, Mich. — Wisconsin shot 40 percent from the field and did not make a three-point field goal in a regular-season ending 65-51 loss at Michigan.

The Wolverines got 14 points from Louis Bullock, 13 from Maceo Baston and 12 from Maurice Taylor. Mosezell Peterson paced the Badgers with 12 points, while Hennssy Auriantal added 11.

Wisconsin outrebounded the Wolverines 36-30, but Michigan committed just nine turnovers to help its cause.

After Wisconsin tied the game at 17, Michigan went on a 14-6 run over the last 8:33 of the first half to take a 36-23 lead at the intermission. The Wolverines went ahead 38-25 early in the second half. UW cut the lead to 39-29 with 14:04 remaining, but came no closer the rest of the way.

WISCONSIN	FG	3PT	FT	RB	PTS	AS	ST	MIN
Okey, f	2-8	0-1	3-6	6	7	4	0	26
Daugherty, f	4-5	0-1	0-0	4	8	0	0	20
Nwachukwu, c	1-5	0-0	1-2	3	3	0	0	24
Peterson, g	5-16	0-4	2-2	7	12	2	1	34
Auriantal, g	5-8	0-0	1-1	2	11	3	0	35
Carlin	1-4	0-2	0-0	1	2	0	0	21
Hall	0-1	0-1	0-0	2	0	4	0	18
Coleman	2-5	0-0	0-1	4	4	0	0	16
Kosolcharoen	0-0	0-0	0-0	0	0	0	0	3
Malinowski	0-0	0-0	0-0	0	0	0	0	1
Vraney	2-3	0-0	0-0	1	4	0	0	1
Burkemper	0-0	0-0	0-0	0	0	0	0	1
team				6				
TOTALS	22-55	0-9	7-12	36	51	13	1	200
	.400	.000	.583					

MICHIGAN	FG	3PT	FT	RB	PTS	AS	ST	MIN
Conlan, f	0-1	0-1	5-6	1	5	3	1	31
Taylor, f	6-11	0-0	0-0	2	12	0	0	27
Baston, c	4-4	0-0	5-8	6	13	1	2	24
Bullock, g	4-10	3-7	3-4	5	14	2	0	30
Fife, g	1-3	1-3	2-4	2	5	1	0	33
White	1-5	0-0	7-9	4	9	1	1	24
Mitchell	3-6	0-1	1-2	2	7	0	0	22
Morton	0-1	0-1	0-0	1	0	0	1	5
Oliver	0-1	0-1	0-0	0	0	0	0	2
DeKuijper	0-0	0-0	0-0	0	0	0	0	1
Szyndlar	0-0	0-0	0-0	0	0	0	0	1
team				7				
TOTALS	19-42	4-14	23-33	30	65	8	5	200
	.452	.286	.697					

Wisconsin 23 28 — 51
Michigan 36 29 — 65
Attendance: 13,562 (sellout)

WISCONSIN 55 MANHATTAN 42

MARCH 13, 1996
WISCONSIN FIELD HOUSE

MADISON, Wis. — Wisconsin held Manhattan without a field goal for the final 11:28 and limited the Jaspers to 28 percent field goal shooting for the game to gain a 55-42 victory in the first round of the NIT.

The UW got a team-high 15 points from Hennsy Auriantal, 13 from Mosezell Peterson and 11 from Sam Okey, who also added nine rebounds and five blocked shots. Auriantal contributed four steals in an outstanding defensive performance. Manhattan, which was held to 16 points and 17 percent field goal shooting in the second half, got 16 points from Jeronimo Bucero.

The Jaspers grabbed a 26-24 halftime lead behind 10 first-half points from Justin Phoenix. Manhattan pulled ahead 38-30 with 11:28 left to play before the Badgers outscored the Jaspers 25-4 the rest of the way. The Badgers held Manhattan scoring leader Heshimu Evans to 1-for-16 field goal shooting.

The win was tempered, however, by a season-ending, dislocated knee injury to Peterson with approximately eight minutes remaining to play.

MANHATTAN	FG	3PT	FT	RB	PTS	AS	ST	MIN
Hoover, f	2-7	0-0	4-4	13	8	0	0	31
Evans, f	1-16	0-6	1-2	6	3	3	0	31
Phoenix, c	5-8	0-0	0-0	5	10	1	2	31
Thacker, g	1-7	0-5	0-0	4	2	4	0	36
Bucero, g	7-15	2-8	0-0	3	16	1	2	33
McDowell	0-4	0-3	0-0	2	0	0	0	20
Lyons	0-1	0-0	1-2	1	1	0	0	9
O'Brien	1-2	0-0	0-0	0	2	0	0	9
team				6				
TOTALS	17-60	2-22	6-8	40	42	9	4	200
	.283	.091	.750					

WISCONSIN	FG	3PT	FT	RB	PTS	AS	ST	MIN
Okey, f	5-13	1-3	0-0	9	11	3	1	35
Daugherty, f	2-8	0-0	0-0	10	4	1	0	38
Nwachukwu, c	1-5	0-0	3-5	7	5	2	2	33
Auriantal, g	6-12	1-4	2-5	4	15	2	4	34
Peterson, g	4-8	1-4	4-5	2	13	1	1	27
Hall	1-5	1-4	0-0	0	3	0	0	11
Carlin	1-1	1-1	1-2	0	4	3	0	16
Coleman	0-0	0-0	0-0	0	0	0	0	6
team				4				
TOTALS	20-52	5-16	10-17	36	55	12	8	200
	.385	.313	.588					

Manhattan 26 16 — 42
Wisconsin 24 31 — 55
Attendance: 8,913

ILLINOIS STATE 77 WISCONSIN 62

MARCH 18, 1996
WISCONSIN FIELD HOUSE

MADISON, Wis. — With second-leading scorer Mosezell Peterson out for the year with a knee injury and just seven scholarship players available, Wisconsin's season came to an end with a 77-62 loss to Illinois State in a second-round NIT contest in Madison.

Sam Okey tallied a career-high 28 points and added eight rebounds, two assists, three blocked shots and three steals for Wisconsin but he was the only Badger in double figures. Maurice Trotter led four Redbirds in double figures with 19 points. Illinois State shot .473 from the field, .792 from the free throw line and outrebounded the Badgers 40-32.

Neither team led by more than six points during the first half and an Okey dunk with 35 seconds left cut the Redbird lead to 34-32 at the half. After slicing Illinois State's lead to 36-34 with 19:20 left in the second half, Wisconsin never again came closer than four points.

ILLINOIS ST.	FG	3PT	FT	RB	PTS	AS	ST	MIN
Hill, f	6-12	1-1	2-2	11	15	1	1	35
Muller, f	4-11	2-5	2-4	10	12	3	2	35
Watkins, c	4-4	0-0	6-7	7	14	1	2	27
Trotter, g	6-12	1-5	6-7	2	19	0	0	33
Smiley, g	1-4	1-1	1-2	5	4	7	0	33
Wright	1-2	0-0	0-0	0	2	0	0	4
Pierson	0-0	0-0	0-0	0	0	0	0	1
Cartmill	0-0	0-0	0-0	0	0	0	0	1
Cooper	1-5	1-3	0-0	0	3	0	0	7
Gibbons	0-0	0-0	0-0	1	0	2	0	7
Hansell	3-5	0-2	2-2	1	8	2	3	17
team				3				
TOTALS	26-55	6-17	19-24	40	77	16	8	200
	.473	.353	.792					

WISCONSIN	FG	3PT	FT	RB	PTS	AS	ST	MIN
Okey, f	11-20	1-3	5-7	8	28	2	3	39
Daugherty, f	2-9	0-2	2-2	2	6	4	1	30
Nwachukwu, c	2-3	0-0	5-8	7	9	0	0	25
Auriantal, g	4-13	1-4	0-3	5	9	3	1	35
Carlin, g	2-6	2-5	2-2	1	8	2	1	33
Hall	1-3	0-2	0-0	1	2	3	0	10
Kosolcharoen	0-2	0-2	0-0	2	0	0	1	21
Coleman	0-2	0-0	0-0	4	0	0	0	7
team				2				
TOTALS	22-58	4-18	14-22	32	62	14	7	200
	.379	.222	.636					


Illinois State 34 43 — 77
Wisconsin 32 30 — 62
Attendance: 11,111

The Comebacks

Wisconsin staged a number of thrilling comebacks in 1995-96. Below is a summary of each.

- Wisconsin trailed Temple by three points on three different occasions with less than six minutes left in regulation before pulling out a 57-54 win in overtime.
- The Badgers fell behind by 12 points with 16:11 left to play at Wright State before earning a 94-91 victory.
- Providence led the Badgers 40-30 with 13:31 left to play, but Wisconsin twice cut that lead to one point with less than 10 seconds left before falling 58-57.
- Michigan went ahead 31-19 with 19:50 left to play, but the Badgers held the Wolverines to just two field goals the rest of the way in a 51-46 win.
- Minnesota led the UW by 14 points twice in the first half and by 11 at halftime. The Badgers tied it at 58 with 37 seconds left, took their first lead (62-60) of the game with 2:57 left in overtime and won 73-65.
- Playing at Illinois, the Badgers fell behind by 11 points in the first half, and by as many as eight in the second half, before pulling out a 57-56 win, their first Big Ten road win of the year.
- Trailing 16th-ranked Penn State by at least five points on three different occasions in the second half, the Badgers rallied to win 54-52 on Sean Daugherty's jumper at the buzzer.
- Down 38-30 with 11:28 left to play in the game, the Badgers went on a game-ending 25-4 run, holding Manhattan without a field goal the rest of the way, to win their first-round NIT game 55-42. Manhattan led by as many as nine points early in the second half.

HISTORY



Badger Almanac

BADGERS SNAP BUCKEYE STREAK

Wisconsin's 86-67 victory over Ohio State on March 3, 1962 may seem, on the surface, no different than any of the other 124 games in the series between the two Big Ten rivals. But this contest had as many interesting backdrops as any game in Wisconsin history.

The Buckeyes entered the game riding a 47-game regular-season winning streak that included 27 straight victories in Big Ten action. The formidable Ohio State roster featured a trio of seniors well-known to Big Ten basketball followers, past and present: all-Americans John Havlicek and Jerry Lucas, and reserve forward Bob Knight.

On the Wisconsin side were forward Ken Seibel, who was a three-time Badger MVP, and a reserve named Pat Richter.

The Badger victory was keyed by guard Don Hearden, who had 29 points, and Seibel, who contributed 22 points and nine rebounds. Lucas paced the Buckeyes with 23 points and 15 boards. Havlicek made just 3 of 15 from the field, but scored 13 points and added 14 rebounds. Richter and Knight were each 0-for-1 from the floor.

BADGER NICKNAME

The sports program's nickname, "Badgers," was borrowed from the state of Wisconsin. The territory was dubbed the "Badger State," not because of animals in the region, but rather an association with lead miners in the 1820s. Prospectors came to the state looking for minerals. Without shelter in the winter, the miners had to "live like badgers" in tunnels burrowed into hillsides.

BARNES BURNER

Ken Barnes' 42-point effort for the Badgers in a 92-73 loss to Indiana on March 8, 1965 stands out for a number of reasons.

It set the Wisconsin single-game scoring record, eclipsing the 35-point performances of Jack Brens on Feb. 25, 1963 (also against Indiana) and Don Rehfeldt on Feb. 11, 1950 at Northwestern.

Secondly, Barnes' scoring spree overshadowed his career-high 23 rebounds that night.

Thirdly, Barnes, who was 15 of 25 from the field (no dunks) and 12 of 16 from the free throw line, scored his last 12 points after picking up his fourth foul with 11:54 left to play.

But what makes this performance so unusual is the fact that it was the only time in Barnes' three-year UW career (1963-66) that he scored 30 points in a game.


Remarkably, his record still stands and was not even matched until Michael Finley registered 42 points at Eastern Michigan on Dec. 10, 1994.

BIG TEN FOREIGN TOUR

For each of the last six summers, the Big Ten Conference has sent an all-star team overseas for a series of exhibition games with teams representing a variety of countries.

Last summer Badger sophomore Mike Kosolcharoen made the trip to Italy where he and his conference mates compiled a 4-2 record. Kosolcharoen averaged 5.8 points, 1.7 rebounds and 3.0 assists per game, while leading the team in steals with nine.

Other Badgers who have traveled abroad to represent the Big Ten include: Booker



Ken Barnes

Coleman (Japan, 1995), Howard Moore (Argentina, 1994), Jeff Petersen (Germany and Belgium, 1993), Louis Ely (England, Belgium and The Netherlands, 1992) and Carlton McGee (Scandinavia, 1991).

BUCKY BADGER

Badgers in various forms have been recognized as the school mascot for decades. The version currently known as Bucky, sporting a cardinal and white letter sweater, was first drawn in 1940 by artist Art Evans. At that time, the badger went by names like Benny, Buddy, Bernie, Bobby and Bouncey. Art Lentz, the department's publicity director, had the idea to bring the mascot to life.

The original badger mascot was too vicious to control. On



Bucky Badger

more than one occasion, the live badger escaped handlers at UW football games before a sideline hero recaptured the animal with a flying tackle. It was decided in the interest of fan and player safety that Wisconsin's mascot be retired to the Madison Zoo. The *Badger Yearbook* replaced the live badger with a small racoon named Regdab (badger backwards) and passed it off as a "badger in a racoon coat."

In 1949, a student in the university's art department, Connie Conrad, was commissioned to mold a paper-mache badger head. Gymnast and cheerleader, Bill Sagal, of Plymouth, Wis., was directed by homecoming chair Bill Sachse, to wear the outfit at the homecoming game. A contest was staged to name the popular mascot. The winner was Buckingham U. Badger, or Bucky. The name apparently came from the lyrics in a song which encouraged the football team to "buck right through that line."

Bucky Badger has persevered through the years, even surviving a threat by then assistant attorney general, Howard Koop, in 1973. He

suggested that Bucky be replaced by Henrietta Holstein, a loveable and productive cow. Koop argued that "kids love cows. A generation could grow up supporting the university and Henrietta Holstein." Koop's effort to overthrow Bucky failed.

Bucky even survived a cameo appearance by *Sports Illustrated* writer Rick Telander. In preparation for a book about the athletic department, Telander wore Bucky's costume at a 1991 volleyball match. Telander overcame "terminal claustrophobia" in his appearance as Bucky.

Bucky's most recent brush with fame came last spring when he was crowned champion (by fan voting) of ESPN Net Sports Zone's mascot competition conducted via the Internet. Bucky defeated the Syracuse Orange to win the title.

BUD SONG

An integral part of any Wisconsin band performance is the playing of the Bud song.

The tune is a spinoff of the song "Budweiser, Here Comes the King," a jingle with words

and music originally written by Steve Karmen for Budweiser beer commercials. Copyrighted by Elsmere Music, Inc. in 1971, the song has become legendary at the University of Wisconsin because of its polka-like rhythm.

Band director Michael Leckrone said the song's popularity got started at a 1975 hockey game. "The crowd wanted to hear a polka," he said. "I didn't have any polkas. We had, just by accident, this beer commercial in the tunes we play. I told the band if we substituted the word 'Wisconsin' for 'Budweiser' it would work."

COMEBACK WINS

The largest known comeback in school history occurred on Jan. 5, 1976, when Wisconsin came back from a 22-point deficit in an 82-81 overtime victory over Ohio State at the Field House.

The Badgers were outscored 27-5 during a nine-minute stretch in the first half and trailed 47-25 with 3:21 left in the period. They narrowed the gap to 49-31 at halftime and outscored the Buckeyes 41-23 in the second half, forcing overtime when Dale Koehler hit two free throws with 25 seconds left to tie the game at 72-72. Ohio State scored the first five points in the extra period, but the Badgers answered with a 10-2 run to go up 82-79 with 13 seconds left. The Buckeyes made two free throws with eight seconds left before Wisconsin ran out the clock.

Wisconsin shot .297 from the field in the first half and .588 in the second, while Ohio State fell from .583 in the first period to just .379 in the second.

The two other biggest comebacks came on Dec. 4, 1948, when the Badgers trailed Marquette by 18 points (37-19) with 17:58 left in the game before rallying for a 67-63 overtime win, and on Nov. 29,

1982, when Wisconsin defeated Toledo 79-71 after trailing by 17 points (47-30) with 19:11 left in the game. Both games were at the Field House.

DAD-DAUGHTER COMBO

When Coach Dick Bennett's daughter, Kathi, was named head women's basketball coach at the University of Evansville last spring, Dick and Kathi became only the second active father-daughter head coaching combination at the NCAA Division I level. Minnesota coach Clem Haskins' daughter, Clemette, is the head women's basketball coach at Dayton.

Prior to taking the position at Evansville, Kathi was head coach at Wisconsin-Oshkosh where she compiled a brilliant 155-32 (.829) record in seven seasons and led her team to the 1996 NCAA Division III title.

DEE-FENSE!

For a perspective on just how well the 1922-23 Badgers played defense, consider the following. Big Ten scoring defense records, which date back to 1939, list Purdue's '39 squad as the conference record-holder, having allowed an average of 28.3 points in 12 games; the '22-23 Badgers, however, allowed a mere 13.3 points per game in 12 outings. Wisconsin surrendered just 44 field goals and 72 free throws to conference foes that season. The 1922-23 UW squad was 12-3 overall and 11-1 in the Big Ten, good for a share of the conference title.

FINLEY, MICHAEL

Regarded by many as the greatest player in Badger basketball history, Finley is the school's career scoring leader with 2,147 points.

Finley, a forward who played at the UW from 1991-95, finished his four-year Badger career ranked first or second on

11 different school statistical categories. A two-time, first-team all-Big Ten selection, he is the only player in school history to score 500 points in three different seasons and average more than 20 points per game in three different seasons.

He became Wisconsin's first NBA first-round draft choice (21st overall to Phoenix) since 1980.

FIRST-ROUNDERS

Wisconsin has had a total of four first-round National Basketball Association draft choices in its hardwood history.

The first Badger ever drafted, center Don Rehfeldt in 1950, remains the UW's highest draft pick (second overall to Baltimore). Center Al Henry

was Philadelphia's first choice (12th overall) in 1970. Guard Wes Matthews became Washington's No. 1 selection when he was chosen 14th overall in 1980. And in 1995 forward Michael Finley (21st overall to Phoenix) became the UW's first first rounder in 15 years. Wisconsin has 29 total NBA draft choices.

FOSTER, BUD

Harold "Bud" Foster coached Wisconsin's only NCAA basketball champion when he guided the Badgers to the 1941 national title.

Foster played at Wisconsin from 1928-30, earning all-Big Ten acclaim in 1929 and 1930 and all-America honors in 1930. He became head coach of the

Badgers in the NBA Draft

Year	Player	Team	Round	Overall Pick
1950	Don Rehfeldt	Baltimore	1st	2nd
1952	Ab Nicholas	Milwaukee	—	Team's 5th pick
1954	Paul Morrow	Rochester	—	Team's 8th pick
	Ron Weisner	Milwaukee	—	Team's 12th pick
1955	Dick Cable	Milwaukee	—	Team's 2nd pick
1956	Dick Miller	New York	—	Team's 9th pick
1963	Ken Siebel	Baltimore	6th	47th
	Ron Jackson	Baltimore	9th	70th
1964	Jack Brens	New York	9th	73rd
1966	Ken Barnes	Baltimore	16th	109th
1968	Joe Franklin	Milwaukee	5th	63rd
1969	James Johnson	Boston	7th	93rd
	John Schell	Milwaukee	8th	100th
1970	Albert Henry	Philadelphia	1st	12th
1971	Clarence Sherrrod	Chicago	8th	134th
1972	Gary Watson	Philadelphia	10th	146th
1974	Kim Hughes	Buffalo	3rd	45th
	Kerry Hughes	Cleveland	8th	129th
1976	Dale Koehler	Cleveland	8th	123rd
	Bob Johnson	Detroit	10th	161st
1980	Wes Matthews	Washington	1st	14th
	Joe Chnelich	New York	4th	82nd
1981	Claude Gregory	Washington	2nd	41st
	Larry Petty	Los Angeles	7th	157th
1984	Cory Blackwell	Seattle	2nd	29th
1986	Rick Olson	Houston	7th	158th
1987	J.J. Weber	Milwaukee	3rd	64th
1995	Michael Finley	Phoenix	1st	21st
	Rashard Griffith	Milwaukee	2nd	38th

Badgers in 1935 and held that post until 1959.

Foster-coached Wisconsin teams won Big Ten titles in 1935 (his first season), 1941 and 1947. Foster is a member of the National Basketball Hall of Fame, Wisconsin State Athletic Hall of Fame and the UW Athletic Hall of Fame. His 25-year tenure as head coach is the longest of any Badger basketball coach and his 265 wins are the most among UW hoop bosses.

THE '41 CHAMPS

Wisconsin's only NCAA championship team — coach Bud Foster's 1941 squad — featured two of the UW's all-time greats in John Kotz and Gene Englund.

Englund was the Big Ten MVP and an all-America choice in '41, while Kotz, an all-Big Ten selection that season, was named most outstanding player in the NCAA championship game.

The 1941 Badgers were 20-3, including a 15-game winning streak to end the season. Wisconsin opened its championship campaign with a 39-20 victory over Ripon College (Dick Bennett's alma mater) in a game in which the Badgers played all 19 players they brought on the trip.

LITTLE DOCTOR

Dr. Walter E. "Doc" Meanwell, who coached Wisconsin to basketball prominence from 1912-17 and 1921-34, is credited with launching modern basketball's emphasis on finesse and offensive strategy. His famous "criss-cross, pivot and pass" offense utilized all five players and featured short passes, the revolutionary criss-cross and weave, pivot in motion and screens for the shooter.

Meanwell was born in Leeds, England but grew up in Rochester, N.Y., where he later became

an amateur wrestling and boxing champion. He developed his famous style of play while teaching youngsters at a settlement house in Baltimore in the early 1900s.

Meanwell's Wisconsin teams compiled a 256-99 (.721) overall record and 158-80 (.664) mark in Big Ten play en route to eight undisputed or shared conference titles (including one in his first season in 1911-12).

Meanwell, known to his players as the "Little Doctor," held a medical degree from Maryland and a Ph.D. from Wisconsin. He practiced medicine in Madison until his death in 1953. He is a member of the National Basketball Hall of Fame in Springfield, Mass.

MINNESOTA SERIES

The University of Wisconsin and the University of Minnesota continue one of the oldest and greatest rivalries in all of college athletics. The Gophers have

been Wisconsin's basketball foe more times than any other school (164 games). On the football field, Wisconsin and Minnesota have met more times (105) than any other Division I schools. And the hotly contested Badger-Gopher hockey series — now 150 games old — is like no other on the collegiate scene.

MOTT, JIM

There is no greater authority on UW athletics than former Sports Information Director Jim Mott. His association with the sports information office began as a student assistant in 1953. He was named assistant SID a year later and was appointed director in 1966, a position he held until his retirement in 1990. He is a past president of the College Sports Information Directors of America and is a member of that organization's Hall of Fame. Mott's memory is legendary among athletic department staffers. When the question of previous home night games was being tossed around the sports information office in anticipation of last year's football contest against Colorado, Mott noted that the UW had two previous home night games in its history. Obvious was the 1986 battle with Michigan. Mott also recalled the 1896 loss to the Carlisle Indians, including the date of the game, final score, and the fact that it was played in Chicago Coliseum.

MUHAMMAD ALI AND THE BOXING BANNERS

Wisconsin dominated the NCAA boxing scene for practically the entire 27 years (1933-60) that the school sponsored the sport. The Badgers, who owned an incredible 105-8-10 all-time record at home, won eight NCAA team titles (the banners still hang in the UW Field House) and 38 individual



Walter Meanwell

championships.

Ironically, the most famous boxer ever to perform in the UW Field House was not a collegian; the legendary Cassius Clay — later Muhammad Ali — fought in the 1959 Pan American Games trials held in the Field House. Clay lost in the finals to a Marine Corps southpaw named Amos Johnson.

NATIONAL CHAMPIONS

Wisconsin's 1941 basketball team won the school's only NCAA title, going 20-3 under head coach Harold "Bud" Foster.

But the Badgers are credited with winning three other national titles. Coach Walter "Doc" Meanwell's 1911-12, 1913-14 and 1915-16 squads all were crowned national champions by the Helms Athletic Foundation of California.


"ON, WISCONSIN"

The tune was originally composed in 1909 by Chicago's William Purdy, and the words were written by Carl Beck.

Purdy and Beck had been fraternity brothers at Hamilton College (Clinton, N.Y.) and were roommates in Chicago. Purdy was going to submit the song for a \$100 prize the University of Minnesota was offering for a new football song. When Beck heard the music, he offered to write words and suggested that Purdy offer it to Wisconsin, where Beck had once studied. The song was an instant hit on campus and spread throughout the world. It was especially popular with military bands.

Some 2,500 schools and colleges have adopted the music and changed the words to suit their needs. "On, Wisconsin" was sung for the first time at the 1909 homecoming football game vs. Minnesota.

The music was adapted by current Band Director Michael Leckrone in 1969. The original



Badger fans and cheerleaders participate in the traditional arm waving at the end of the time-honored song, "Varsity."

version had been played virtually unchanged since its inception. "I got a lot of flak for that," Leckrone said. "The old version was one you had to wait on. I wanted to generate immediate crowd reaction, so I stepped it up a bit."

POWLESS, JOHN

Wisconsin's head basketball coach from 1968-76, Powless guided the Badgers to their last winning record in conference play (8-6 in 1974).

Powless, who starred in basketball and tennis at Murray State (he is a charter member of that school's Hall of Fame), was an assistant coach with Cincinnati's NCAA champions of 1961 and 1962. Powless was an assistant basketball coach (1963-68) and head tennis coach (1964-68) at Wisconsin before becoming head basketball coach.

Powless, who has been a color commentator on Badger basketball television broadcasts since 1989, also is an accomplished tennis player. He has been ranked No. 1 in the world in singles and doubles for senior men 55 and older, and served six seasons as captain and coach of the U.S. Junior Davis Cup team.

"VARSITY"


The traditional arm-waving at the end of the song, "Varsity," was the 1934 brainstorm of band leader Ray Dvorak. He saw Pennsylvania students wave their caps after losing a game. Dvorak later instructed Wisconsin students to salute UW President Glenn Frank after each game.

WINNING STREAK

The longest winning streak in Badger basketball history was a 29-game run of victories that began on Dec. 9, 1911, with a 31-18 triumph over Beloit. Wisconsin proceeded to go undefeated for the remaining 14 games of the 1911-12 campaign and for the first 14 games of the 1912-13 season. The streak was stopped with a 23-10 loss at Chicago in the last game of the '12-13 season on March 7.

Incidentally, the Badgers were 15-0 the following season and won their first nine games a year later for a 24-game winning streak that was halted — again by Chicago — on Jan. 23, 1915.

NCAA Champion



Wisconsin's 1941 NCAA championship team: (Front, L-R) Bob Alwin, Bob Sullivan, Fred Rehm, John Kotz, Gene Englund, Charles Epperson, Ted Strain, Harlo Scott, Ed Scheiwe. (Back, L-R) Manager Morris Bradley, trainer Walter Bakke, Ted Downs, Bob Roth, George Affeldt, Warren Schrage, Don Timmerman, Ted Deppe, John Lynch, Ed Jones, Coach Bud Foster, Assistant Coach Fred Wegner.

Led by a pair of all-Americans — Gene Englund and John Kotz — and a defense-minded coach (Bud Foster) who taught a disciplined brand of basketball, Wisconsin won its only NCAA basketball title in 1941.

The Badgers opened the season with three straight wins, but dropped three of their next five games, including a 44-27 setback at Minnesota to open the conference season.

But the UW bounced back from the loss to the Gophers and won its last 15 consecutive games, including a three-game run through the NCAA Tournament that culminated with a 39-34 victory over Washington State in the championship game.



Wisconsin's starting five in 1941: Forward Chuck Epperson, center Gene Englund, guard Ted Strain, forward John Kotz and guard Fred Rehm.

Badgers in the NCAA Tournament

All-time Results

1941

East Regional, First Round (Madison, Wis.)
Wisconsin 51, Dartmouth 50

East Regional Championship (Madison, Wis.)
Wisconsin 36, Pittsburgh 30

NCAA Championship (Kansas City, Mo.)
Wisconsin 39, Washington State 34

1947

East Regional, First Round (New York, N.Y.)
CCNY 70, Wisconsin 56


East Regional, Consolation Game (New York, N.Y.)
Wisconsin 50, Navy 49

1994

West Regional, First Round (Ogden, Utah)
Wisconsin 80, Cincinnati 72

West Regional, Second Round (Ogden, Utah)
Missouri 109, Wisconsin 96

All-time Record: 5-2



Bud Foster, a member of the National Basketball Hall of Fame, coached Wisconsin to its only NCAA title in 1941.

WISCONSIN NCAA TOURNAMENT RECORDS

INDIVIDUAL

Points 36 by Michael Finley vs. Missouri, 1994
 FG 10 by Tracy Webster vs. Missouri, 1994
 FGA 22 by John Kotz vs. Washington State, 1941
 FG% .538 (7-13) by Michael Finley vs. Cincinnati, 1994
 3P 7 by Tracy Webster vs. Missouri, 1994
 3PA 13 by Tracy Webster vs. Missouri, 1994
 3P% .538 (7-13) by Tracy Webster vs. Missouri, 1994
 FT 13 by Michael Finley vs. Missouri, 1994
 FTA 14 by Michael Finley vs. Missouri, 1994
 14 by Rashard Griffith vs. Cincinnati, 1994
 FT% .929 (13-14) by Michael Finley vs. Missouri, 1994
 Rebounds 15 by Rashard Griffith vs. Cincinnati, 1994
 Assists 7 by Tracy Webster vs. Missouri, 1994
 Blocks 2 by Grant Johnson vs. Missouri, 1994
 Steals 4 by Tracy Webster vs. Missouri, 1994

TEAM

Points 96 vs. Missouri, 1994
 FG 28 vs. Missouri, 1994
 FGA 67 vs. Missouri, 1994
 67 vs. Washington State, 1941
 FG% .455 (25-55) vs. Cincinnati, 1994
 3P 15 vs. Missouri, 1994
 3PA 37 vs. Missouri, 1994
 3P% .405 (15-37) vs. Missouri, 1994
 FT 25 vs. Missouri, 1994
 FTA 35 vs. Missouri, 1994
 FT% .759 (22-29) vs. Cincinnati, 1994
 Rebounds 40 vs. Cincinnati, 1994
 Assists 15 vs. Cincinnati, 1994
 Blocks 4 vs. Missouri, 1994
 Steals 9 vs. Cincinnati, 1994

NCAA Tournament Summaries

1941 (NCAA Champions)

The Badgers began their quest for the national championship by rallying in the second half to down Dartmouth in the NCAA East Regional at the UW Field House. The lead changed hands four times in the first half before Dartmouth assumed a 24-22 lead at intermission. The Big Green managed to stay ahead or even through the first 15 minutes of the second half. The score was knotted at 42-42 with about eight minutes left when three-time Ivy League scoring champion Gus Broberg scored inside to give Dartmouth a 44-42 lead. The Badgers tied it again on a hook shot by Charles Epperson, then took their first lead since early in the game on an inside basket by Gene Englund. Englund scored again minutes later, and John Kotz added a pair of free throws to put Wisconsin up 51-46 with just over a minute remaining. Dartmouth scored the game's final four points, including a desperation field goal by from near half-court as the final gun sounded. Englund and Kotz finished with 18 and 15 points, respectively, to lead the Badgers, while Broberg paced Dartmouth with 20 points.

DARTMOUTH	FG	FT	PTS
Broberg	9-33	2-2	20
Munroe	7-15	1-2	15
Olsen	1-11	0-1	2
Pearson	0-4	1-1	1
Skaug	4-13	2-3	10
Else	0-2	0-0	0
Shaw	0-0	0-1	0
Parmer	1-2	0-0	2
Horner	0-0	0-0	0
TOTALS	22-80	6-10	50
	.275	.600	

WISCONSIN	FG	FT	PTS
Kotz	5-10	5-9	15
Epperson	4-11	0-0	8
Englund	6-21	6-7	18
Strain	0-6	1-3	1
Rehm	2-5	5-5	9
Timmerman	0-0	0-0	0
Alwin	0-0	0-0	0
TOTALS	17-53	17-24	51
	.321	.708	

Dartmouth 24 26 — 50
 Wisconsin 12 29 — 51
 Attendance: 12,500

Wisconsin avenged a 36-34 home loss to Pittsburgh earlier in the season with a 36-30 victory over the Panthers in the NCAA East Regional title game at the UW Field House. The Badgers jumped to a 10-5 lead and were in front 12-9 before Pittsburgh's Eddie Straloski scored six straight points to give the Panthers a 15-12 lead. Pittsburgh led 18-14 at halftime and built its lead to 23-18 early in the second period. The Badgers scored the next six points to go up 24-23, getting a basket from Gene Englund and a field goal and two free throws from John Kotz. They built the lead to 29-25 and eventually extended the margin to 36-26 to win handily. Wisconsin outscored the Panthers 16-6 from the free throw line, going to the stripe 20 times compared to Pittsburgh's seven. Englund was 7 of 8 from the line and finished with 11 points, while Kotz made all four charity tosses and totaled 10 points. Straloski paced the Panthers with 12 points.

PITTSBURGH	FG	FT	PTS
Straloski	6-21	0-0	12
Klein	0-3	0-0	0
Kocheran	1-11	2-2	4
Port	1-4	2-3	4
Milanovich	2-4	0-0	4
Paffrath	1-5	1-1	3
Malarkey	1-8	1-1	3
Ziolkowski	0-5	0-0	0
Egan	0-2	0-0	0
TOTALS	12-63	6-7	30
	.190	.857	

WISCONSIN	FG	FT	PTS
Kotz	3-18	4-4	10
Epperson	2-6	3-4	7
Englund	2-11	7-8	11
Timmerman	0-0	0-1	0
Strain	2-4	0-1	4
Rehm	1-2	2-2	4
Scott	0-2	0-0	0
TOTALS	10-43	16-20	36
	.233	.800	

Pittsburgh 18 12 — 30
 Wisconsin 14 22 — 36
 Attendance: 14,000

Wisconsin's 15th consecutive win — a five-point decision over Washington State — netted the Badgers the NCAA crown. The Cougars led 10-8 and 12-9, but the Badgers rallied to take a 13-12 lead on a pair of baskets by John Kotz and never trailed again. Wisconsin took a 21-17 lead to the locker room at halftime. Kirk Gebert scored Washington State's first three field goals in the second period to help the Cougars pull even at 24-24, but free throws by Kotz and Ted Strain and baskets by Gene Englund and Charles Epperson gave the Badgers a comfortable 30-24 lead. Gebert pitched in three more field goals to help the Cougars narrow the margin to 34-32, but the Badgers nailed down the title on a field goal by Kotz and a free throw by Strain. Englund had 13 points to pace the victors, while Kotz totaled 12 points and was selected tournament MVP. Gebert led the Cougars with a game-high 21 points. Wisconsin ended the season with a 20-3 record.

WSU	FG	FT	PTS
Gentry	0-7	1-2	1
Gilberg	1-7	0-2	2
Butts	1-6	1-1	3
Lindeman	0-5	3-4	3
Zimmerman	0-1	0-0	0
Gebert	10-24	1-2	21
Hunt	0-3	0-0	0
Sundquist	2-9	0-0	4
Hooper	0-1	0-0	0
TOTALS	14-63	6-11	34
	.222	.545	

WISCONSIN	FG	FT	PTS
Epperson	2-13	0-0	4
Schrage	0-0	0-0	0
Kotz	5-22	2-3	12
Englund	5-12	3-3	13
Timmerman	1-2	0-0	2
Rehm	2-10	0-1	4
Strain	0-7	2-2	2
Alwin	1-1	0-0	2
TOTALS	16-67	7-9	39
	.239	.778	

WSU 17 17 — 34
 Wisconsin 21 18 — 39
 Attendance: 8,000

NCAA Tournament Summaries

1947

City College of New York ended Wisconsin's dreams of a second national championship with an impressive second-half rally that carried it to a 70-56 win at Madison Square Garden in the opening round of the East Regional. The Badgers seemed in complete command in the first half, jumping to a 13-2 lead, extending the edge to 26-10 and cruising to a 37-27 halftime advantage. The second half, however, was dominated by CCNY. The Beavers began with a 12-2 run that tied the game at 39-39. The lead see-sawed for a few minutes before City College took the lead for good at 48-47. The Beavers pulled steadily away from there and rolled to an easy victory. The victors outscored Wisconsin 43-19 in the final period, including a 24-9 run during one stretch. Irwin Dambrot led CCNY with a game-high 16 points, including 11 in the second half, while Exner Menzel paced the Badgers with 15 points.

Glen Selbo's basket in the final seconds propelled the Badgers to a 50-49 win over the Midshipmen in the East Regional consolation game. Wisconsin led by as many as eight points in the first half and held a 29-24 lead at intermission, but the Middies rallied and went ahead 36-35 on a rebound basket by Bobby Searle and a free throw by Charles Sheehan. Bobby Cook put the Badgers back in front with a long basket and a free throw. Wisconsin extended the lead to 45-38 and appeared in command until Navy staged one final rally and cut the margin to 48-47. A rebound basket by Johnny Barrow pushed Navy in front, 49-48, setting the stage for Selbo's game-winner. Cook led the Badgers with a game-high 21 points, while Ken Shugart and Cy Waldrop paced the Navy attack with 14 and 13 points, respectively. Wisconsin ended the season with a 16-6 record.

CCNY	FG	FT	PTS
Trub'witz	0	0-0	0
Galiber	0	4-6	4
Dambrot	6	4-5	16
Malamed	6	1-1	13
Shapiro	0	1-2	1
Finestone	4	1-1	9
Farbman	2	2-3	6
Schmones	3	1-2	7
Jameson	5	0-0	10
Finger	2	0-0	4
TOTALS	28	14-20	70

WISCONSIN	FG	FT	PTS
Cook	5	3-4	13
Menzel	5	5-8	15
Falls	0	0-0	0
Pokrzywinski	0	0-0	0
Hertz	1	0-0	2
Mills	2	2-3	6
Rehfeldt	2	0-2	4
Haarlow	0	1-1	1
Selbo	6	0-0	12
Lautenbach	1	0-0	2
Krueger	0	1-1	1
Mader	0	0-0	0
TOTALS	22	12-19	56

CCNY	27	43	—	70
Wisconsin	37	19	—	56
Attendance: 18,000				

NAVY	FG	FT	PTS
Robbins	2	0-0	4
Shugart	6	2-2	14
Waldrop	6	1-2	13
Barrow	2	1-2	5
Dick	0	1-1	1
Searle	3	1-3	7
Sheehan	1	1-2	3
Woods	0	0-0	0
Rensberger	0	0-1	0
Eliopolus	1	0-0	2
TOTALS	21	7-13	49

WISCONSIN	FG	FT	PTS
Cook	10	1-1	21
Menzel	2	1-2	5
Mills	0	2-3	2
Selbo	3	2-4	8
Lautenbach	2	2-2	6
Rehfeldt	1	0-0	2
Haarlow	2	2-4	6
TOTALS	20	10-16	50

Navy	24	25	—	49
Wisconsin	29	21	—	50
Attendance: n/a				

NCAA Tournament Summaries

1994

Playing in their first NCAA Tournament since 1947, the ninth-seeded Badgers posted a first-round victory over 25th-ranked and eighth-seeded Cincinnati. Wisconsin was led by Michael Finley (22 points, four assists, three steals) and Rashard Griffith (22 points, 15 rebounds). Griffith, who entered the game as a 56 percent free throw shooter, was 12 of 14 from the line. The Badgers jumped to a 10-2 lead, extended the advantage to 36-23 and were up 40-32 at halftime. Cincinnati rallied to take a 55-54 lead with just under 10 minutes left, but the Badgers went on a 22-12 run to put the game out of reach. Wisconsin outshot Cincinnati .455-.381 from the field and outrebounded the Bearcats 40-38. Freshman Dontonio Wingfield paced Cincinnati with 20 points and 10 rebounds.

WISCONSIN	FG	3PT	FT	RB	PTS	AS	ST	MIN
Finley, f	7-13	4-8	4-5	3	22	4	3	34
Petersen, f	4-7	0-0	0-1	7	8	0	0	21
Griffith, c	5-9	0-0	12-14	15	22	2	0	37
Webster, g	2-9	0-4	0-0	3	4	6	2	30
Kilbride, g	2-8	2-8	2-2	5	8	1	2	30
Kelley	1-4	0-0	1-3	3	3	0	1	17
Roberts	3-4	2-2	1-2	2	9	1	0	16
Johnson	0-0	0-0	0-0	0	0	0	0	3
Hoskins	1-1	0-0	2-2	1	4	1	1	12
team				1				
TOTALS	25-55	8-22	22-29	40	80	15	9	200
	.455	.364	.759					

CINCINNATI	FG	3PT	FT	RB	PTS	AS	ST	MIN
Wingfield, f	7-17	1-7	5-6	10	20	1	0	28
Bostic, f	3-7	0-0	2-2	4	8	1	1	26
Harris, c	2-6	0-0	0-0	4	4	1	4	18
Flint, g	5-11	1-5	0-0	4	11	2	2	35
Durden, g	3-7	3-6	6-7	2	15	1	3	31
Wright	0-0	0-0	0-0	0	0	0	0	1
Gregor	4-5	0-0	2-2	5	10	2	2	21
Burton	0-5	0-1	3-3	1	3	0	2	21
Julson	0-1	0-0	0-0	2	0	0	0	2
Jacobs	0-4	0-0	1-2	3	1	0	0	17

team				3				
TOTALS	24-63	5-19	19-22	38	72	8	14	200
	.381	.263	.864					

Wisconsin 40 40 — 80
 Cincinnati 32 40 — 72
 Attendance: 12,126 (sellout)

Big Eight Player of the Year Melvin Booker poured in a career-high 35 points, hitting 11 of 14 field goal tries, 6 of 8 three-point attempts and all seven free throws, to lead top-seeded and fifth-ranked Missouri to a second-round victory in the NCAA West Regional. The Tigers, who shot under 41 percent from the field the previous four games, shot a season-high .680 against Wisconsin, including a sizzling .708 mark in the second half. Mizzou connected on 6 of 6 three-point tries in the second half and was 12 of 19 from beyond the arc for the game (.632). The Badgers were led by Michael Finley, who netted a 36 points, and Tracy Webster, who tallied 27 points, seven assists and four steals. Webster tied the school records for three-pointers (7) and three-point attempts (13). Missouri jumped to a 26-13 lead and led 54-47 at halftime. The Badgers cut the gap to 67-63 at the 13:24 mark, but the Tigers responded with a 25-9 run to go up 92-72 with less than seven minutes left. The Badgers could get no closer than 10 points the rest of the way. The teams combined for an NCAA Tournament record 27 three-point field goals. Wisconsin finished the season with an 18-11 record.

WISCONSIN	FG	3PT	FT	RB	PTS	AS	ST	MIN
Finley, f	9-19	5-10	13-14	7	36	2	1	40
Petersen, f	3-5	0-0	0-2	5	6	1	0	19
Griffith, c	2-5	0-0	2-5	5	6	0	0	16
Webster, g	10-20	7-13	0-2	1	27	7	4	30
Kilbride, g	4-9	3-8	4-4	5	15	1	0	32
Kelley	0-0	0-0	2-4	3	2	2	0	21
Roberts	0-5	0-2	2-2	3	2	0	0	19
Johnson	0-0	0-0	0-0	3	0	0	0	11
Hoskins	0-1	0-1	2-2	0	2	1	0	9
Johnsen	0-3	0-3	0-0	0	0	0	0	3
team				2				
TOTALS	28-67	15-37	25-35	34	96	14	5	200
	.418	.405	.714					

MISSOURI	FG	3PT	FT	RB	PTS	AS	ST	MIN
Frazier, f	1-2	0-0	1-2	3	3	2	0	26
Thames, f	2-3	0-0	1-4	3	5	0	0	21
Crudup, c	4-5	0-0	2-2	1	10	3	0	16
Winfield, g	1-3	0-0	0-0	2	2	1	0	22
Booker, g	11-14	6-8	7-7	3	35	7	1	29
O'Liney	4-5	2-3	13-17	3	23	3	3	32
Finner	4-5	0-1	5-7	5	13	2	0	11
Atkins	6-10	4-5	0-0	4	16	0	0	18
Smith	0-0	0-0	0-0	2	0	1	0	6
Sutherland	0-1	0-1	0-0	1	0	1	0	5
Heller	0-0	0-0	0-0	0	0	0	0	3
Grimm	1-2	0-1	0-0	1	2	0	0	11
team				1				
TOTALS	34-50	12-19	29-39	29	109	20	4	200
	.680	.632	.744					

Wisconsin 47 49 — 96
 Missouri 54 55 — 109
 Attendance: 12,126 (sellout)

Badgers in the NIT

All-time Results

1989

First Round (Madison, Wis.)

Wisconsin 63, New Orleans 61

Second Round (Madison, Wis.)

St. Louis 73, Wisconsin 68

1991

First Round (Madison, Wis.)

Wisconsin 87, Bowling Green 79 OT

Second Round (Madison, Wis.)

Stanford 80, Wisconsin 72

1993

First Round (Madison, Wis.)

Rice 77, Wisconsin 73

1996


First Round (Madison, Wis.)

Wisconsin 55, Manhattan 42

Second Round (Madison, Wis.)

Illinois State 77, Wisconsin 62

All-time Record: 3-4



Willie
Simms

WISCONSIN NIT RECORDS

INDIVIDUAL

Points	31 by Willie Simms vs. Bowling Green, 1991
FG	12 by Willie Simms vs. Bowling Green, 1991
FGA	20 by Sam Okey vs. Illinois State, 1996
FG%	.800 (12-15) by Willie Simms vs. Bowling Green, 1991
3P	4 by Tim Locum vs. Bowling Green, 1991
3PA	7 by Tim Locum vs. Stanford, 1991
3P%	.429 (3-7) by Tim Locum vs. Stanford, 1991
FT	8 by Willie Simms vs. Stanford, 1991
FTA	15 by Willie Simms vs. Stanford, 1991
FT%	.875 (7-8) by Larry Hisle vs. Bowling Green, 1991
Rebounds	12 by Patrick Tompkins vs. Stanford, 1991
Assists	7 by Tom Molaski vs. St. Louis, 1989
Blocks	5 by Sam Okey vs. Manhattan, 1996
Steals	4 by Hennssy Auriantal vs. Manhattan, 1996

TEAM

Points	87 vs. Bowling Green, 1991
FG	29, twice
FGA	60 vs. St. Louis, 1989
FG%	.644 (29-45) vs. Bowling Green, 1991
3P	7 vs. Stanford, 1991
3PA	18, twice
3P%	.417 (5-12) vs. St. Louis, 1989
FT	24 vs. Bowling Green, 1991
FTA	35 vs. Bowling Green, 1991
FT%	.778 (14-18) vs. New Orleans, 1989
Rebounds	36 vs. Manhattan, 1996
Assists	24 vs. Bowling Green, 1991
Blocks	8 vs. Manhattan, 1996
Steals	8 vs. Manhattan, 1996

NIT Summaries

1989

Trent Jackson scored 15 of his team-high 22 points in the second half to lead Wisconsin to a 63-61 win over New Orleans in a first-round NIT game at the UW Field House. The Badgers broke open a 27-27 halftime tie with a 26-15 run to open the second period. Jackson scored 13 of the Badgers' points during the run. The Privateers narrowed the margin to 59-56 with 41 seconds left, but Jackson and Tim Locum made two free throws apiece to seal the win. Wisconsin outshot New Orleans .571-.521 from the field and owned a 28-15 rebounding edge. New Orleans outscored the Badgers 54-49 from the field but was outscored 14-7 from the free throw line. Willie Simms and Danny Jones pitched in 16 and 12 points, respectively, for the Badgers, while Darin Schubring pulled down a game-high 11 rebounds. The Privateers were led by forward Tony Harris, who scored 27 points before leaving the game with a sprained ankle with 2:25 left in the game.

UNO	FG	3PT	FT	RB	PTS	AS	ST	MIN
Richardson, f	2-4	0-0	2-2	2	6	2	1	32
Harris, f	11-19	1-2	4-4	3	27	1	0	34
Moore, c	3-4	0-0	0-0	2	6	0	0	36
Bennett, g	3-5	2-4	0-0	2	8	2	0	26
Thornton, g	1-2	0-0	0-0	0	2	3	0	11
Christian	0-2	0-0	0-0	0	0	1	0	17
Hokett	3-9	1-5	1-2	1	8	3	1	29
Curvey	2-3	0-0	0-0	5	4	1	0	15
team				0				
TOTALS	25-48	4-11	7-8	15	61	13	2	200
	.521	.364	.875					

WISCONSIN	FG	3PT	FT	RB	PTS	AS	ST	MIN
Jones, f	5-9	0-0	2-2	2	12	1	1	27
Simms, f	7-15	0-0	2-4	7	16	1	0	40
Schubring, c	1-1	0-0	1-2	11	3	2	0	39
Molaski, g	2-4	0-1	2-2	1	6	2	2	37
Jackson, g	8-10	1-1	5-6	3	22	3	0	40
Portmann	0-0	0-0	0-0	0	0	0	0	4
Locum	1-3	0-1	2-2	1	4	2	0	13
team				3				
TOTALS	24-42	1-3	14-18	28	63	11	3	200
	.571	.333	.778					

New Orleans 27 34 — 61
 Wisconsin 27 36 — 63
 Attendance: 10,118

St. Louis outscored Wisconsin 57-40 in the second half to post a 73-68 win over the Badgers in a second-round NIT game at the Field House. The Billikens shot just .350 from the field in the first half and trailed 28-16 at intermission. They shot a sizzling 69 percent (20-29) in the second half, however, and used a 7-0 run in the final minutes to take a six-point lead that the Badgers couldn't overcome. Roland Gray and Charles Newberry led the Billikens with 17 points each. Danny Jones led the Badgers with a game-high 24 points. St. Louis went on to capture the NIT title in New York. The Badgers finished 18-12.

ST. LOUIS	FG	3PT	FT	RB	PTS	AS	ST	MIN
Bonner, f	4-8	0-0	1-2	7	9	5	2	37
Gray, f	7-13	2-2	1-1	8	17	2	2	37
Ivester, c	0-0	0-0	0-0	0	0	0	0	7
Douglass, g	3-7	0-0	3-3	4	9	5	0	29
Newberry, g	6-10	1-1	4-4	2	17	3	1	38
Braun	1-2	0-0	0-0	4	2	0	0	14
Luechtefeld	3-5	1-3	6-6	1	13	1	1	17
Smith	1-2	0-0	0-0	0	2	0	0	10
Jones	2-2	0-0	0-0	0	4	0	0	11
team				3				
TOTALS	27-49	4-6	15-16	29	73	16	6	200
	.551	.667	.938					

WISCONSIN	FG	3PT	FT	RB	PTS	AS	ST	MIN
Jones, f	10-19	0-0	4-5	4	24	0	2	38
Simms, f	6-16	0-1	1-5	6	13	1	1	30
Schubring, c	0-2	0-0	0-2	9	0	0	0	32
Molaski, g	2-4	2-4	2-2	2	8	7	1	31
Jackson, g	7-13	1-4	0-0	7	15	6	1	36
Douglass	0-0	0-0	0-0	1	0	2	0	6
Portmann	0-0	0-0	0-0	0	0	2	1	9
Locum	3-6	2-3	0-0	0	8	0	0	18
team				2				
TOTALS	28-60	5-12	7-14	31	68	18	6	200
	.467	.417	.500					

St. Louis	16	57	—	73
Wisconsin	28	40	—	68
Attendance: 11,385				

NIT Summaries

1991 Results

Willie Simms scored a career-high 31 points and grabbed a team-high seven rebounds to lead the Badgers to an 87-79 overtime win over Mid-American Conference champion Bowling Green State. Simms was 12 of 15 from the field, including 6 of 7 in the second half. The Badgers led 31-30 at halftime but fell behind 51-44 midway through the second period. Simms made two free throws in the final minutes to give Wisconsin a 69-67 lead, but the Falcons sent the game into overtime on Ed Colbert's short jumper with four seconds left. The Badgers exploded in overtime, scoring the first nine points and 15 of the first 17 in the extra frame. Wisconsin shot .644 from the field, including a .778 mark (14-18) in the second half, and held the Falcons to a .485 mark. The Badgers also held a commanding edge at the free throw line, outscoring the Falcons 24-10 from the stripe. Joe Moore paced BGSU with 25 points and a game-high 14 rebounds.

BGSU	FG	3PT	FT	RB	PTS	AS	ST	MIN
Moore, f	9-13	0-0	7-9	14	25	0	2	44
Kizer, f	0-1	0-0	0-0	1	0	0	1	25
Colbert, c	2-4	0-0	0-0	3	4	0	0	18
Venable, g	5-18	2-6	3-3	4	15	6	0	42
Huger, g	7-15	0-2	0-0	2	14	4	0	33
Watson	5-6	0-0	0-0	2	10	0	1	25
Hall	1-1	0-0	0-5	3	2	0	1	16
Whitman	2-3	1-1	0-0	0	5	0	0	13
Street	0-2	0-0	0-0	0	0	0	0	6
Burnett	1-4	0-2	0-0	1	2	0	0	2
Bair	1-1	0-0	0-0	1	2	0	0	1
team				2				
TOTALS	33-68	3-11	10-17	33	79	10	5	225
	.485	.273	.588					

WISCONSIN	FG	3PT	FT	RB	PTS	AS	ST	MIN
Simms, f	12-15	0-0	7-14	7	31	3	1	41
Ellenson, f	1-2	0-1	0-0	2	2	1	0	24
Tompkins, c	7-10	0-0	4-6	3	18	6	3	44
Hisle, g	1-7	0-6	7-8	3	9	6	0	41
Locum, g	4-6	4-5	3-4	5	15	5	0	35
Peters	1-2	1-2	2-2	1	5	2	0	14
McGee	3-3	0-0	1-1	4	7	1	1	26
team				2				
TOTALS	29-45	5-14	24-35	27	87	24	5	225
	.644	.357	.686					

BGSU	30	39	10	—	79
Wisconsin	31	38	18	—	87
Attendance:	9,507				

Junior center Adam Keefe blistered Wisconsin for 33 points on 14 of 21 shooting and pulled down a game-high 14 rebounds to lead Stanford past the Badgers. Stanford, which would go on to capture the NIT title, exploded to a 26-9 lead before the Badgers cut the gap to 39-30 at halftime. The Cardinal put the game out of reach with an 11-2 run to open the second half. Stanford outshot the Badgers .549-.537 from the field and held a 30-23 rebounding advantage. The Badgers, who finished with a 15-15 record, were led in scoring by Willie Simms (14) and Tim Locum (12). Patrick Tompkins added 10 points and 12 rebounds.

STANFORD	FG	3PT	FT	RB	PTS	AS	ST	MIN
Vlahov, f	2-3	0-1	1-3	1	5	3	1	27
Wingate, f	4-9	0-0	3-5	8	11	2	1	40
Keefe, c	14-21	0-0	5-7	14	33	0	4	40
Patrick, g	2-6	1-1	2-2	2	7	8	0	33
Ammann, g	5-7	2-4	2-2	3	14	3	0	26
Lollie	1-3	0-0	8-10	0	10	2	0	23
Garrett	0-2	0-0	0-0	1	0	0	0	11
team				1				
TOTALS	28-51	3-6	21-29	30	80	18	6	200
	.549	.500	.724					

WISCONSIN	FG	3PT	FT	RB	PTS	AS	ST	MIN
Simms, f	3-3	0-0	8-15	0	14	4	3	37
Ellenson, f	0-5	0-4	3-3	3	3	1	0	18
Tompkins, c	5-7	0-0	0-2	12	10	1	0	38
Hisle, g	1-3	1-2	1-2	1	4	0	0	14
Locum, g	3-8	3-7	3-3	2	12	1	2	34
Peters	1-3	1-3	2-2	2	5	5	0	26
McGee	5-7	0-0	1-2	0	11	0	1	22
Good	0-0	0-0	0-0	0	0	0	0	4
Harrell	1-1	0-0	0-0	0	2	0	0	1
Weaver	2-3	2-2	3-3	0	9	0	0	5
Ely	1-1	0-0	0-0	0	2	0	0	1
team				0				
TOTALS	22-41	7-18	21-32	20	72	12	6	200
	.537	.389	.656					

Stanford	39	41	—	80
Wisconsin	30	42	—	72
Attendance:	11,309			

NIT Summaries


1993

Former Northwestern guard David Holmes returned to the Field House and poured in a career-high 32 points to lead Rice to a first-round victory in the National Invitation Tournament. He connected on 10 of 11 field goals, including all four three-point attempts, and made all eight free throws. The Owls went on an 11-1 run to go up 41-29 late in the first half and led 41-35 at intermission. The Badgers pulled even at 66-66 with just under six minutes left and led 73-70 with two minutes remaining, but the Owls scored the final seven points to end the Badgers' season. Michael Finley, who led Wisconsin with 23 points, set the school single-season scoring record (620) and became the 22nd Badger to top the 1,000-point mark, finishing the season with 1,001 points. Wisconsin finished the year with a 14-14 record.

RICE	FG	3PT	FT	RB	PTS	AS	ST	MIN
Tynes, f	0-2	0-0	0-0	3	0	2	0	17
Peakes, f	4-10	2-6	6-8	6	16	0	2	37
Scott, c	1-4	0-0	1-2	10	3	1	1	29
Holmes, g	10-11	4-4	8-8	2	32	1	2	37
Moore, g	4-12	2-4	3-4	2	13	2	0	39
Andrews	5-7	0-0	0-0	4	10	1	0	22
Schoettelkotte	1-1	0-0	1-2	1	3	0	0	11
Rabbitt	0-0	0-0	0-0	0	0	0	0	3
Glaze	0-0	0-0	0-0	0	0	0	0	3
Bell	0-1	0-0	0-0	0	0	0	0	1
Campbell	0-0	0-0	0-1	0	0	0	0	1
team				4				
TOTALS	25-48	8-14	19-25	32	77	7	5	200
	.521	.571	.760					

WISCONSIN	FG	3PT	FT	RB	PTS	AS	ST	MIN
Kelley, f	4-8	0-0	1-2	8	9	1	2	26
Finley, f	9-16	2-5	3-4	4	23	6	0	37
Ely, c	4-8	0-0	0-0	3	8	0	0	20
Webster, g	3-5	2-3	1-3	5	9	4	0	33
Kilbride, g	1-5	1-4	0-0	0	3	2	1	21
Harrell	0-0	0-0	0-0	1	0	0	0	8
Johnsen	1-5	0-3	0-0	2	2	0	0	21
Johnson	1-1	0-0	0-0	4	2	0	0	15
Carl	1-3	1-2	2-4	0	5	0	0	7
Petersen	5-7	0-0	2-4	1	12	0	0	11
McDuffie	0-0	0-0	0-0	0	0	0	0	1
team				2				
TOTALS	29-58	6-17	9-17	30	73	13	3	200
	.500	.353	.529					

Rice	41	36	—	77
Wisconsin	35	38	—	73
Attendance:	9,532			



Stu Jackson is the only coach in Wisconsin history to guide the Badgers to postseason play in consecutive seasons.

NIT Summaries

1996

Wisconsin held Manhattan without a field goal for the final 11:28 and limited the Jaspers to 28 percent field goal shooting for the game to gain a 55-42 victory in the first round of the NIT in Madison.

The Badgers got a team-high 15 points from Hennssy Auriantal, 13 from Mosezell Peterson and 11 from Sam Okey, who also added nine rebounds and five blocked shots. Auriantal contributed four steals in an outstanding defensive performance. Manhattan, which was held to 16 points and 17 percent field goal shooting in the second half, got a game-high 16 points from Jeronimo Bucero.

The Jaspers grabbed a 26-24 halftime lead behind 10 first-half points from Justin Phoenix. Manhattan pulled ahead 38-30 with 11:28 left to play before the Badgers outscored the Jaspers 25-4 the rest of the way. The Badgers held Manhattan scoring leader Heshimu Evans to 1-for-16 field goal shooting.

The win was tempered, however, by a season-ending, dislocated knee injury to Peterson with approximately eight minutes remaining to play.

MANHATTAN	FG	3PT	FT	RB	PTS	AS	ST	MIN
Hoover, f	2-7	0-0	4-4	13	8	0	0	31
Evans, f	1-16	0-6	1-2	6	3	3	0	31
Phoenix, c	5-8	0-0	0-0	5	10	1	2	31
Thacker, g	1-7	0-5	0-0	4	2	4	0	36
Bucero, g	7-15	2-8	0-0	3	16	1	2	33
McDowell	0-4	0-3	0-0	2	0	0	0	20
Lyons	0-1	0-0	1-2	1	1	0	0	9
O'Brien	1-2	0-0	0-0	0	2	0	0	9
team				6				
TOTALS	17-60	2-22	6-8	40	42	9	4	200
	.283	.091	.750					

WISCONSIN	FG	3PT	FT	RB	PTS	AS	ST	MIN
Okey, f	5-13	1-3	0-0	9	11	3	1	35
Daugherty, f	2-8	0-0	0-0	10	4	1	0	38
Nwachukwu, c	1-5	0-0	3-5	7	5	2	2	33
Auriantal, g	6-12	1-4	2-5	4	15	2	4	34
Peterson, g	4-8	1-4	4-5	2	13	1	1	27
Hall	1-5	1-4	0-0	0	3	0	0	11
Carlin	1-1	1-1	1-2	0	4	3	0	16
Coleman	0-0	0-0	0-0	0	0	0	0	6
team				4				
TOTALS	20-52	5-16	10-17	36	55	12	8	200
	.385	.313	.588					

Manhattan 26 16 — 42
 Wisconsin 24 31 — 55
 Attendance: 8,913

With second-leading scorer Mosezell Peterson out for the year with a knee injury and just seven scholarship players available, Wisconsin's season came to an end with a 77-62 loss to Illinois State in a second-round NIT contest in Madison.

Sam Okey tallied a career-high 28 points and added eight rebounds, two assists, three blocked shots and three steals for Wisconsin but he was the only Badger in double figures. Maurice Trotter led four Redbirds in double figures with 19 points. Illinois State shot .473 from the field, .792 from the free throw line and outrebounded the Badgers 40-32.

Neither team led by more than six points during the first half and an Okey dunk with 35 seconds left cut the Redbird lead to 34-32 at the half. After slicing Illinois State's lead to 36-34 with 19:20 left in the second half, Wisconsin never again came closer than four points.

ILLINOIS STATE	FG	3PT	FT	RB	PTS	AS	ST	MIN
Hill, f	6-12	1-1	2-2	11	15	1	1	35
Muller, f	4-11	2-5	2-4	10	12	3	2	35
Watkins, c	4-4	0-0	6-7	7	14	1	2	27
Trotter, g	6-12	1-5	6-7	2	19	0	0	33
Smiley, g	1-4	1-1	1-2	5	4	7	0	33
Wright	1-2	0-0	0-0	0	2	0	0	4
Pierson	0-0	0-0	0-0	0	0	0	0	1
Cartmill	0-0	0-0	0-0	0	0	0	0	1
Cooper	1-5	1-3	0-0	0	3	0	0	7
Gibbons	0-0	0-0	0-0	1	0	2	0	7
Hansell	3-5	0-2	2-2	1	8	2	3	17
team				3				
TOTALS	26-55	6-17	19-24	40	77	16	8	200
	.473	.353	.792					


WISCONSIN	FG	3PT	FT	RB	PTS	AS	ST	MIN
Okey, f	11-20	1-3	5-7	8	28	2	3	39
Daugherty, f	2-9	0-2	2-2	2	6	4	1	30
Nwachukwu, c	2-3	0-0	5-8	7	9	0	0	25
Auriantal, g	4-13	1-4	0-3	5	9	3	1	35
Carlin, g	2-6	2-5	2-2	1	8	2	1	33
Hall	1-3	0-2	0-0	1	2	3	0	10
Kosolcharoen	0-2	0-2	0-0	2	0	0	1	21
Coleman	0-2	0-0	0-0	4	0	0	0	7
team				2				
TOTALS	22-58	4-18	14-22	32	62	14	7	200
	.379	.222	.636					

Illinois State 34 43 — 77
 Wisconsin 32 30 — 62
 Attendance: 11,111

Michael Finley

WISCONSIN CAREER SUMMARY

UW's all-time scoring leader with 2,147 points ... only player in Badger history to score 500 points in three different seasons ... only player in UW history to average more than 20 points per game in three different seasons ... left UW ranked 12th on Big Ten's career scoring list and seventh on conference's career scoring list for league games only (1,385 points) ... ranks first or second in 11 different Wisconsin career statistical categories ... school's career leader in points, field goals, field goal attempts, free throws and three-point field goal attempts ... three-time Associated Press honorable mention all-America choice ... twice named first-team all-Big Ten and once was tabbed a second-team selection.



Michael Finley was congratulated by NBA Commissioner David Stern after the Badger star was chosen 21st overall by Phoenix in the first round of the 1995 NBA Draft.


AS A PHOENIX SUNS ROOKIE IN 1995-96

Named to NBA All-Rookie Team ... finished fourth in NBA Rookie of the Year voting ... runner-up in Nestle Crunch Slam Dunk contest ... starter in Schick Rookie Game at the '96 All-Star Game in San Antonio and had nine points and team-high nine assists ... one of six rookies to score 1,000-plus points ... among rookies, he was fourth in scoring (15.0), second in minutes per game (39.2), fourth in assists per game (3.5), eighth in rebounds per game (4.6), sixth in steals per game (1.04), fourth in FG percentage (.476) and sixth in FT percentage (.749) ... led team in scoring 10 times ... had five double-doubles.

Finley's Career Statistics at Wisconsin


Overall																	
Year	G-GS	MIN	FG-FGA	PCT	3P-3PA	PCT	FT-FTA	PCT	REB	AVG	PF-D	AT	TO	BK	ST	PTS	AVG
91-92	31-28	920-30	130-287	.453	26-72	.361	95-128	.742	152	4.9	73-3	85	87	24	27	381	12.3
92-93	28-28	979-35	223-478	.467	63-173	.364	111-144	.771	161	5.8	79-3	86	76	18	49	620	22.1
93-94	29-29	1046-36	208-446	.466	66-182	.363	110-140	.786	194	6.7	67-1	92	75	21	40	592	20.4
94-95	27-27	1000-37	178-470	.379	58-204	.284	140-181	.773	141	5.2	73-1	108	80	15	52	554	20.5
Totals	115-112	3945-34	739-1681	.440	213-631	.338	456-593	.768	648	5.6	292-8	371	318	78	168	2147	18.7

First-team All-Americans




**Chris
Steinmetz Sr.**

All-America guard as a senior in 1905 ... known as "The Father of Wisconsin Basketball" ... played from 1902-05 ... captain of 1905 team that toured the eastern United States, playing a nine-game tour that helped popularize the game on campus ... set single-season scoring mark of 462 points in 1905, making 112 field goals and 238 free throws ... scored a single-game high of 50 points in opening game of his senior season against Co. G, Sparta ... had a record 20 field goals vs. Beloit College and made 26 free throws vs. the Two Rivers Athletic Club ... member of National Basketball and Wisconsin State Halls of Fame ... native of Milwaukee, Wis.



**George
Levis**

All-American in 1916 ... all-Big Ten in 1915 and 1916 ... played from 1915-17 ... member of 1916 squad that posted 20-1 record and won Big Ten championship ... led the Big Ten with 109 points in 12 games in 1916 ... also an outstanding baseball player at Wisconsin ... coached Indiana University basketball team in 1921 and 1922, posting a record of 25-16 ... his family started Illinois Glass Company and George played a prominent role in developing basketball's glass backboards ... a native of Madison, Wis.




**Harold "Bud"
Foster**

All-American center in 1930 ... all-Big Ten in 1929 and 1930 ... team captain in 1930 ... played from 1928-30 ... played high school and junior college basketball in Mason City, Iowa, before enrolling at Wisconsin ... went on to play professionally with Oshkosh All-Stars ... served as head coach of the Badgers from 1935-59 ... his squads won Big Ten titles in 1935, 1941 and 1947 and national championship in 1941 ... posted 265-267 career record ... member of Helms Basketball Hall of Fame, National Basketball Hall of Fame, Wisconsin State Athletic Hall of Fame and the University of Wisconsin Athletic Hall of Fame.

First-team All-Americans


TEAM MVP

- 1941 Gene Englund
- 1942 John Kotz
- 1943 Bob Sullivan
- 1944 Ray Cameron
- 1945 Ray Parker
- 1946 Bob Cook
- 1947 Cliff Call
- 1948




Gene Englund

All-America center in 1941 ... all-Big Ten in 1940 and 1941 ... Wisconsin and Big Ten MVP in 1941 ... captain of 1941 squad that won Big Ten and NCAA championships ... also set Big Ten scoring record with 162 points in 1941 ... led Badgers in scoring in 15 of 23 games in 1941 ... played from 1939-41 ... a native of Kenosha, Wis.



John Kotz

All-America forward in 1942 ... all-Big Ten in 1941 and 1942 ... played from 1941-43 ... sophomore member of 1941 Big Ten and NCAA championship team ... named outstanding player in 1941 NCAA championship game ... led Big Ten in scoring with 242 points in 1942 ... team and Big Ten MVP in 1942 ... captain of 1943 squad ... graduated as school's career scoring leader (841) ... native of Rhinelander, Wis.



Don Rehfeldt

All-America center in 1950 ... all-Big Ten in 1949 and 1950 ... led Big Ten in scoring in 1949 (229) and 1950 (265) ... team MVP in 1949 and 1950 and Big Ten MVP in 1950 ... graduated as school's career scoring leader (1,169) ... second player picked in 1950 NBA draft by Baltimore Bullets ... member of Illinois Basketball Coaches Hall of Fame ... a native of Chicago, Ill.

Honors and Awards

NAISMITH MEMORIAL BASKETBALL HALL OF FAME

- 1959 Dr. Walter Meanwell
- 1959 Harold Olsen
- 1959 Chris Steinmetz Sr.
- 1964 Harold Foster

Years indicate year of induction

ALL-AMERICA (FIRST TEAM)

- 1905 Chris Steinmetz Sr.
- 1916 George Levis
- 1930 Harold Foster
- 1941 Gene Englund
- 1942 John Kotz
- 1950 Don Rehfeldt

PLAYBOY MAGAZINE PRESEASON ALL-AMERICA

- 1994 Michael Finley

HELMS FOUNDATION PLAYER OF THE YEAR

- 1905 Chris Steinmetz Sr.
- 1912 Otto Stangel
- 1916 George Levis
- 1918 William Chandler

NCAA TOURNAMENT MVP

- 1941 John Kotz

BIG TEN MVP

- 1941 Gene Englund
- 1942 John Kotz
- 1947 Glen Selbo
- 1950 Don Rehfeldt

BIG TEN FRESHMAN OF THE YEAR

- 1996 Sam Okey

ALL-BIG TEN (FIRST-TEAM)

- 1907 Arthur Frank
- Charles Scribner
- 1908 Hugh Harper
- Helmer Swenholt
- 1911 Walter Scoville
- 1912 Walter Scoville
- Otto Stangel
- 1913 Carl Harper
- Allen Johnson
- Eugene Van Gent
- John Van Riper
- 1914 Carl Harper
- Eugene Van Gent

- 1915 George Levis
- 1916 William Chandler
- George Levis
- Harold Olsen
- 1917 William Chandler
- Paul Meyers
- Harold Olsen
- 1923 Gus Tebell
- Rollie Williams
- 1924 Marshall Diebold
- 1925 Marshall Diebold
- 1928 George Hotchkiss
- 1929 Ed Chmielewski
- Harold Foster
- 1930 Ed Chmielewski
- Harold Foster
- 1934 Rolf Poser
- 1935 Gilbert McDonald
- Rolf Poser
- 1938 Hod Powell
- 1940 Gene Englund
- 1941 Gene Englund
- John Kotz
- 1942 John Kotz
- 1947 Bob Cook
- Walt Lautenbach
- Glen Selbo
- 1948 Bob Cook
- 1949 Don Rehfeldt
- 1950 Don Rehfeldt
- 1951 Ab Nicholas
- 1952 Ab Nicholas
- 1968 Joe Franklin
- 1991 Patrick Tompkins
- 1993 Michael Finley
- 1995 Michael Finley
- Rashard Griffith

ACADEMIC ALL-BIG TEN

- 1967 Chuck Nagle
- 1970 Clarence Sherrod
- 1972 Lee Oler
- 1974 Gary Anderson
- 1978 Bill Pearson
- 1985 Rod Ripley
- 1986 Rod Ripley
- 1987 Rod Ripley
- 1988 Rob Willey
- 1990 Billy Douglass
- 1991 Damon Harrell
- Grant Johnson
- Jay Peters
- 1992 Damon Harrell
- Grant Johnson
- Jay Peters
- Jeff Petersen
- 1993 Chris Conger
- Damon Harrell
- Grant Johnson
- Jeff Petersen



Sam Okey became the first Badger ever to be named Big Ten Freshman of the Year in 1996.

- 1994 Chris Conger
- Grant Johnson
- Jeff Petersen
- 1996 Shawn Carlin

TEAM USA

- 1993 Michael Finley

WORLD UNIVERSITY GAMES

- 1993 Michael Finley

GOODWILL GAMES

- 1994 Michael Finley

History

TEAM MVP

1941 Gene Englund
 1942 John Kotz
 1943 Bob Sullivan
 1944 Ray Patterson
 1945 Ray Patterson
 1946 Bob Cook
 1947 Glen Selbo
 1948 Bob Cook
 1949 Don Rehfeldt
 1950 Don Rehfeldt
 1951 Ab Nicholas
 1952 Ab Nicholas
 1953 Charles Siefert
 1954 Paul Morrow
 1955 Dick Cable
 1956 Dick Miller
 1957 Bob Litzow
 1958 Walter Holt
 1959 Bob Barneson
 1960 Fred Clow
 1961 Ken Siebel
 1962 Ken Siebel
 1963 Ken Siebel
 1964 Ken Gustafson
 1965 Jim Bohlen
 1966 Paul Morenz
 1967 Joe Franklin
 1968 Joe Franklin
 1969 James Johnson
 1970 Albert Henry
 1971 Glen Richgels
 1972 Leon Howard
 1973 Leon Howard
 Kim Hughes
 1974 Gary Anderson
 Kim Hughes
 1975 Dale Koehler
 1976 Dale Koehler
 1977 Bob Falk
 1978 Arnold Gaines
 1979 Wes Matthews
 1980 Joe Chnelich
 1981 Claude Gregory
 1982 John Bailey
 1983 Cory Blackwell
 1984 Cory Blackwell
 1985 Scott Roth
 1986 Rick Olson
 1987 J.J. Weber
 1988 Trent Jackson
 1989 Trent Jackson
 1990 Danny Jones
 1991 Patrick Tompkins
 1992 Tracy Webster
 1993 Michael Finley
 1994 Michael Finley
 1995 Rashard Griffith
 1996 None named

CAPTAIN

1899 Walter Hirschberg
 1900 Walter Hirschberg
 1901 Walter Hirschberg
 1902 Henry Helmholz
 1903 John Potter
 1904 Harvey Schofield
 1905 Chris Steinmetz Sr.
 1906 James Bush
 1907 Charles Scribner
 1908 Harlan Rogers
 1909 Helmer Swenholt
 1910 William Witt
 1911 Albert Birch
 1912 Walter Scoville
 1913 Jahn Van Riper
 1914 Eugene Van Gent
 1915 E.O. Lange
 1916 Mel Haas
 1917 George Levis
 Harold Olsen
 1918 William Chandler
 1919 Anthony Zulfer
 1920 Harold Knapp
 1921 Warren Taylor
 1922 Duke Caesar
 1923 Gus Tebell
 1924 Douglas Gibson
 1925 Marshall Diebold
 1926 Henry Brooks
 1927 Rollie Barnum
 Ralph Merkel
 1928 Louis Behr
 1929 John Doyle
 Elmer Tenhopen
 1930 Harold Foster
 1931 Ed Chmielewski
 John Paul
 1932 Marvin Steen
 1933 Ray Wickman
 1934 Rolf Poser
 1935 Rolf Poser
 1936 Edward Stege
 1937 Gordy Fuller
 1938 Howard Powell
 George Rooney
 1939 Byron Bell
 David Dupee
 Robert Weigandt
 1940 Walter Anderson
 John Rundell
 1941 Gene Englund
 1942 Robert Alwin
 1943 John Kotz
 1944 Ray Patterson
 1945 Ray Patterson
 1946 Eugene Mathews
 1947 Walter Lautenbach
 1948 Edward Mills
 1949 Douglas Rogers
 1950 Robert Mader
 1951 James Van Dien
 1952 Edward Carpenter
 1953 Charles Siefert
 Thomas Ward

1954 Robert Weber
 1955 Richard Cable
 1956 Richard Jorgensen
 1957 Glenn Borland
 1958 Glenn Borland
 1959 Robert Barneson
 1960 Robert Barneson
 1961 James Biggs
 1962 Thomas Hughbanks
 1963 Thomas Gwyn
 1964 Michael O'Melia
 1965 James Bohlen
 1966 Kenneth Gustafson
 Mark Zubor
 1967 Dennis Sweeney
 1968 Michael Carlin
 Joe Franklin
 1969 James Johnson
 John Schell
 1970 Al Henry
 1971 Dennis Conlon
 Clarence Sherrod
 1972 Robert Frasor
 1973 Leon Howard
 1974 Kim Hughes
 1975 Dale Koehler
 1976 Dale Koehler
 1977 Pete Brey
 1978 James Smith III
 1979 Joe Chnelich
 Arnold Gaines
 1980 Joe Chnelich
 Robert Jenkins
 1981 Dan Hastings
 1982 John Bailey
 Steve Jacobson
 Gary Zinkgraf
 1983 Greg Dandridge
 1984 Cory Blackwell
 Scott Roth
 1985 Scott Roth
 1986 Jay Laszewski
 Rick Olson
 Gregg Steinhaus
 1987 Mike Heineman
 Rod Ripley
 J.J. Weber
 1988 Tom Molaski
 Rodney Tapp
 1989 Trent Jackson
 Danny Jones
 Tom Molaski
 1990 Danny Jones
 Tim Locum
 Kurt Portmann
 1991 John Ellenson
 Tim Locum
 Willie Simms
 Patrick Tompkins
 1992 Billy Douglass
 Tracy Webster
 1993 Tracy Webster
 1994 Tracy Webster
 Michael Finley
 1995 Michael Finley
 1996 Osita Nwachukwu

BADGER AWARD

(Goes to the player who best exemplifies the qualities of humility, passion, unity, servanthood and thankfulness, both on and off the court)

1996 Hennssy Auriantal

SCHOLAR-ATHLETE AWARD

1996 Shawn Carlin

RED TEAM AWARD

(Goes to the player(s) who is commended for his effort as a member of the "red team", which competes against the starters in practice)

1996 Mike Kosolcharoen
Brian Vraney

FREE THROW LADDER AWARD

(Goes to the player who wins the team's season-long, free throw shooting competition during practice)

1996 Sean Daugherty

REBOUNING AWARD

1966 Joe Franklin
1967 Joe Franklin
1968 Joe Franklin
1969 James Johnson
1970 Albert Henry
1971 Glen Richgels
1972 Kim Hughes
1973 Kim Hughes
1974 Kim Hughes
1975 Dale Koehler
1976 Dale Koehler
1977 James Gregory
1978 Joe Chnelich
1979 Claude Gregory
1980 Claude Gregory
1981 Claude Gregory
1982 Brad Sellers
1983 Brad Sellers
1984 Cory Blackwell
1985 J.J. Weber
1986 Rod Ripley
1987 J.J. Weber
1988 Danny Jones
1989 Danny Jones
1990 Patrick Tompkins
1991 Patrick Tompkins
1992 Michael Finley
1993 Louis Ely
1994 Rashard Griffith
1995 Rashard Griffith
1996 None named

DEFENSIVE PLAYER OF THE YEAR

1988 Darin Schubring
1989 Darin Schubring
1990 Not presented
1991 Not presented
1992 Grant Johnson
1993 Andy Kilbride
1994 Grant Johnson
1995 Andy Kilbride
1996 None named

MOST IMPROVED PLAYER

1977 James Gregory
1978 Claude Gregory
1979 Larry Petty
1980 Larry Petty
1981 John Bailey
1982 Keith Mitchell
1983 Jim Smith
1984 John Ploss
1985 J.J. Weber
1986 Gregg Steinhaus
1987 Trent Jackson
1988 Danny Jones
1989 Willie Simms
1990 Patrick Tompkins
1991 John Ellenson
1992 Grant Johnson
1993 Jason Johnsen
1994 Jeff Petersen
1995 Mosezell Peterson
1996 None named

MR. DEFLECTION

1993 Michael Finley
1994 Michael Finley
1995 Michael Finley
1996 None named



Sean Daugherty won Wisconsin's first Free Throw Ladder Award in 1995-96.

All-time Letterwinners

A

Adams, James, 1911
 Adams, Lloyd, 1970
 Affeldt, George, 1943
 Alwin, Robert, 1940-41-42
 Anderson, Dean, 1976
 Anderson, Gary, 1972-73-74
 Anderson, George, 1914
 Anderson, Orrin, 1925
 Anderson, Peter, 1951-52
 Anderson, Walter, 1939-40
 Andrews, Charles, 1926-27-28
 Arthur, Frank, 1907
 Aslakson, Charles, 1965
 Auriantal, Hennssy, 1996

B

Bachman, Willis, 1945
 Badura, Robert, 1955-56
 Bailey, John, 1979-80-81-82
 Bain, Frank, 1925
 Barao, Thomas, 1970
 Barlow, Millard, 1919
 Barnard, Samuel, 1958
 Barnes, Kenneth, 1964-65-66
 Barnes, Robert, 1985
 Barneson, Robert, 1958-59-60
 Barnum, Rollie, 1925-26-27
 Bartlett, Edwin, 1902-03
 Barwig, Byron, 1923-24-25
 Baumgarten, David, 1971
 Behr, Louis, 1926-27-28
 Bell, Byron, 1937-38-39
 Bencriscutto, Fred, 1950, 51
 Bender, John, 1933
 Bickelhaupt, William, 1910
 Biggs, James, 1959-60-61
 Birch, Albert, 1909-10-11
 Birch, Frank, 1918
 Bishop, Warren, 1900-01
 Blackwell, Cory, 1982-83-84
 Bloor, James, 1946
 Bohen, James, 1963-64-65
 Borland, Glenn, 1956-57-58
 Bowers, Dale, 1949
 Breitzkreutz, Emil, 1904-05
 Brens, John, 1962-63-64
 Brey, Peter, 1975-76-77
 Brock, Harold, 1918
 Brooks, Henry, 1925-26
 Buechl, William, 1951
 Bunke, Richard, 1945
 Burdick, William, 1899-1900
 Burlington, Keith, 1968-69
 Burkemper, David, 1996
 Burks, Frank, 1960
 Bush, James, 1904-05-06

C


Cable, Richard, 1952-53-54-55
 Cannon, Patrick, 1971
 Carl, Adam, 1993
 Carlin, Michael, 1966-67-68
 Carlin, Shawn, 1995-96
 Carlson, George, 1918
 Carpenter, Edward, 1952
 Cary, David, 1983
 Ceaser, Carl, 1920-21-22
 Chandler, William, 1916-17-18
 Chmielewski, Ed, 1929-30-31
 Chmelich, Joseph, 1977-78-79-80
 Clinton, James, 1951-55
 Clow, Fred, 1958-59-60
 Colbert, Brian, 1975-76
 Coleman, Booker, 1995-96
 Conger, Chris, 1993-94-95
 Conlon, Dennis, 1970-71
 Cook, Robert, 1946-47-48
 Coyne, William, 1937

D

Dahlke, Charles, 1951-52
 Daly, Michael, 1953-54
 Dandridge, Greg, 1980-81-82-83
 Daugherty, Sean, 1995-96
 Davis, Ernest, 1937-38
 DeCremer, James, 1970-71
 DeMark, Nick, 1934-35-36
 DeMerit, John, 1957
 Deppe, Ted, 1941
 Dick, Donald, 1944
 Diebold, Marshall, 1923-24-25
 Dougan, Trevor, 1926
 Douglass, Billy, 1989-90-91-92
 Downs, Edward, 1943
 Doyle, John, 1928-29
 Drayton, Dwight, 1970
 Dupee, David, 1937-38-39
 Dutrisac, Richard, 1959-61
 Dykstra, Clarence, 1944

E

Ellenson, John, 1989-90-91
 Ellerman, Raymond, 1928-29
 Elsom, Kendall, 1923-24
 Ely, Louis, 1991-92-93
 Englund, Gene, 1939-40-41
 Englund, Gene Jr., 1962
 Epperson, Charles, 1940-41-42



Bob Cook was a three-time letterwinner and two-time, first-team all-Big ten selection.

F

Falk, Robert, 1975-76-77
 Falls, Richard, 1947-48
 Fanning, Willis, 1920
 Fraber, Maurice, 1929-30
 Farwell, Knight, 1924
 Faurote, Gerald, 1976-77
 Finley, Michael, 1992-93-94-95
 Fleming, Sean, 1987
 Floden, Tuve, 1915
 Folz, Daniel, 1953-54-55-56
 Fossum, Bruce, 1948-49
 Foster, Harold, 1928-29-30
 Franklin, Joseph, 1966-67-68
 Frasor, Robert, 1970-71-72
 Frey, Mannie, 1937-38
 Fuller, Gordy, 1935-36-37

G

Gage, Leslie, 1922-23
 Gaines, Arnold, 1977-78-79-80
 Gallagher, John, 1939-40
 Gallagher, Robert, 1944
 Galle, Fred, 1927
 Gardner, Thomas, 1966
 Garrott, William, 1935
 Gharrity, Martin, 1960
 Gibson, Douglas, 1922-23-24
 Gillespie, James, 1989
 Godfrey, Roger, 1953-54

Goering, Vince, 1945
 Golston, Carl, 1982
 Good, Brian, 1989-90-91-92
 Grams, David, 1963-64
 Gregory, Claude, 1978-79-80-81
 Gregory, James, 1977-78
 Griffith, Rashard, 1994-95
 Grimm, Kurt, 1944-45-46
 Griswold, Harry, 1930-31-32
 Gross, Raymond, 1957-58-59
 Gustafson, Kenneth, 1964-65-66
 Gwyn, Thomas, 1961-62-63

H

Haarlow, Robert, 1946-47-48-49
 Haas, Mel, 1914-15-16
 Hackbart, Dale, 1959
 Hall, Jeremy, 1996
 Hamann, Ray, 1933-34-35
 Hardy, Emir, 1975
 Harget, Edmund, 1926
 Harper, Carl, 1912-13-14
 Harper, Hugh, 1906-08-10
 Harrell, Damon, 1990-91-92-93
 Harris, Bob, 1937
 Hastings, Daniel, 1978-79-80-81
 Haukedahl, Stanley, 1937
 Hearnden, Donald, 1962-63-64
 Heineman, Michael, 1984-85-86-87
 Helmholz, Henry, 1900-02
 Hemming, Victor, 1917
 Henderson, Dwight, 1912
 Hendrickson, Eino, 1967-68-70
 Henry, Albert, 1969-70
 Herreid, Carl, 1952
 Hertz, Gilman, 1943-47
 Hippen, Jack, 1982-83-84-85
 Hirschberg, Walter, 1899-1900-01
 Hisle, Larry Jr., 1990-91
 Holcomb, Douglas, 1947
 Hollinger, Robert, 1945
 Holt, Walter, 1957-58
 Hoskins, Darnell, 1994-95
 Hotchkiss, George, 1926-27-28
 Howard, Leon, 1971-72-73
 Hughbanks, Thomas, 1960-61-62
 Hughes, Kerry, 1972-73-74
 Hughes, Kim, 1972-73-74

J

Jackson, Ronald, 1961-62
 Jackson, Trent, 1986-87-88-89
 Jacobson, Steve, 1982
 Jefferson, Ivan, 1959
 Jenkins, Robert, 1978-79-80
 Johnsen, Jason, 1991-92-93-94
 Johnson, Allen, 1912-13
 Johnson, Bobbie, 1963-64
 Johnson, Grant, 1991-92-93-94
 Johnson, James, 1967-68-69
 Johnson, Robb, 1966-67
 Johnson, Robert, 1975-76
 Johnson, William, 1944-45
 Johnson, Silas Jr., 1951-52

Jones, Charles, 1935-36-37
 Jones, Danny, 1987-88-89-90
 Jorgensen, Richard, 1955-56

K

Kelley, Brian, 1992-93-94-95
 Kilbride, Andy, 1992-93-94-95
 Knake, Robert, 1933-34
 Knapp, Harold, 1918-19-20-21
 Koehler, Dale, 1973-74-75-76
 Korth, John, 1983
 Kosolcharoen, Michael, 1996
 Kotz, John, 1941-42-43
 Kowalszyk, Henry, 1927-29
 Kreklow, Mike, 1980-81
 Krueger, Robert, 1943-47
 Kuechenmeister, Hugo, 1914
 Kulas, Brian, 1957-58-59

L

Lange, E.O., 1914-15
 Laszewski, Jay, 1983-84-85-86
 Lautenbach, Walter, 1942-43-47
 Leichtfuss, David, 1957
 Lenheiser, Ray, 1941
 Levis, George, 1915-16-17
 Lindemann, Walter, 1908
 Litzow, Robert, 1956-57-58
 Locum, Tim, 1988-89-90-91
 Lotzer, Mark, 1976
 Luchsinger, Robert, 1973-74-75
 Lynch, John, 1941-42

M

Mack, Thomas, 1955-56
 Mader, Robert, 1947-48-49-50
 Maisel, Lawrence, 1918
 Malinowski, Erik, 1996
 Manwarring, Craig, 1972
 Mapel, Charles, 1902
 Markham, Marshall, 1949-50-51
 Mason, Sean, 1995-96
 Mathews, Eugene, 1945-46
 Matthews, Wesley, 1978-79-80
 Matthusen, Carl, 1929-30
 Mayberry, Craig, 1969-70
 McCallum, James, 1967-68
 McCauley, Bruce, 1973-74-75
 McConochie, Stewart, 1903-04
 McCoy, Marcus, 1973-74-75
 McDonald, Gilbert, 1933-34-35
 McDuffie, Otto, 1992-93
 McGee, Carlton, 1991-92-93
 McIntosh, Charles, 1917
 McIntosh, Clarence, 1919-23
 Menzel, Exner, 1946-47
 Merkel, Ralph, 1925-26-27
 Meyers, Paul, 1916-17
 Miller, David, 1983-84
 Miller, Fred, 1933
 Miller, Godfrey, 1925
 Miller, Lycan, 1927-28-29

Miller, Richard, 1954-55-56
 Miller, William, 1967
 Mills, David, 1959
 Mills, Edward, 1943-47-48
 Mitchell, Keith, 1979-80-81-82
 Mitchell, Lee, 1935-36-37
 Mitchell, Thomas, 1967-68-69
 Molaski, Tom, 1986-87-88-89
 Moore, Earl, 1948-49-50
 Moore, Howard, 1993-94-95
 Morenz, Paul, 1965-66
 Morrow, J. Paul, 1952-53-54
 Mueller, Curtis, 1954-55-56
 Murray, Richard, 1959-60

N

Nagle, Charles, 1967-68-69
 Nelson, Douglas, 1930-31-32
 Nelson, George, 1926-27-28
 Neprud, Carl, 1912
 Newberg, Mark, 1976-77-79-80
 Nicholas, Albert, 1950-51-52
 Nickoli, Robert, 1946
 Niemuth, Wallace, 1946-48
 Nord, Ronald, 1950
 Nwachukwu, Osita, 1995-96

O

Oaks, Leroy, 1932
 O'Brien, Leland, 1944
 Ockershauser, Karl, 1934
 Okey, Sam, 1996
 Oler, Lee, 1970-71-72
 Olsen, Harold, 1915-16-17
 Olson, Rick, 1983-84-85-86
 O'Melia, Michael, 1962-63-64
 Ostrom, Lonnie, 1961-62-63

P

Page, Donald, 1949-50
 Pamperin, John, 1958
 Parker, John, 1954-55-56
 Paterick, Timothy, 1973-75-76
 Patterson, Donald, 1963
 Patterson, Ray, 1942-43-44-45
 Paul, John, 1929-30-31
 Paust, Benjamin, 1904
 Pearson, William, 1975-76-77-78
 Pease, Harlow, 1919-20
 Peters, Jay, 1991-92
 Petersen, Jeff, 1992-93-94
 Peterson, Mosezell, 1995-96
 Petty, Larry, 1978-79-80-81
 Phelps, Marion, 1912
 Piacenza, Richard, 1973-74-76
 Plondke, Scott, 1984
 Ploss, John, 1982-83-84-85
 Poker, Lawrence, 1947-48-49
 Portmann, Kurt, 1987-88-89-90
 Poser, John, 1930-31-32
 Poser, Rolf, 1933-34-35
 Potter, John, 1901-02-03

History

Powell, Howard, 1936-37-38
Powers, Edward, 1926
Powers, Robert, 1961
Preboski, Felix, 1934-35

R

Radke, Steven, 1957-58
Rebholz, James, 1967
Rebholz, Russ, 1931
Reddick, Melvin, 1969
Rehfeldt, Donald, 1947-48-49-50
Rehm, Frederick, 1941-42-43
Reinhart, Roger, 1935-36
Remstad, Robert, 1951
Renfroe, Dwayne, 1981
Rewey, Stanley, 1932
Richgels, Glen, 1971
Richter, Pat, 1961-62-63
Ripley, Rodney, 1984-85-86-87
Rippe, Russell, 1946-47-48
Rizzi, Arthur, 1946-47
Roberts, David, 1964-65-66
Roberts, Jalil, 1994
Robertson, Pollis, 1986-87-88-89
Robinson, Byron, 1988-89-90
Rogers, Douglas, 1946-47-48-49
Rogers, Harlan, 1906-07-08
Rogneby, James, 1957-58-59
Rohan, Patrick, 1971-72
Rooney, George, 1936-37-38
Rossin, Robert, 1959-60
Roth, Robert, 1941
Roth, Scott, 1982-83-84-85
Ruckel, Robert, 1946
Rudd, Allen, 1976
Rundell, John, 1938-39-40
Ryckman, Kenneth, 1932
Ryser, Albert Jr., 1944

S

Sands, Albert, 1913-14
Scheiwe, Edward, 1940-41-42
Schell, Jay, 1992
Schell, John, 1967-68-69
Schmitt, Gustav, 1904
Schneider, Fredric, 1948-49-50
Schneider, Harvey, 1930-31-32
Schoeneck, Thomas, 1965
Schofield, Harvey, 1902-03-04
Schrage, Warren, 1941-42
Schubring, Darin, 1986-87-88-89
Schwartz, John, 1950
Schwartz, Robert, 1939
Scott, Harlo, 1941-42
Scoville, Walter, 1910-11-12
Scribner, Charles, 1905-06-07
Selbo, Glen, 1944-47
Sellers, Brad, 1982-83
Serbiak, Robert, 1958-59
Severin, Max, 1903-04
Sherrrod, Clarence, 1969-70-71
Siebel, Kenneth, 1961-62-63
Siefert, Charles, 1952-53
Simms, Willie, 1989-90-91

Simpson, Eber, 1917-18
Smith, Desmond, 1944-45
Smith, James, 1979
Smith, James III, 1976-77-78
Smith, Jim, 1983
Smith, Robert, 1946
Smith, Shelton Jr., 1985-86-87
Smith, Thomas, 1933-34
Smith, William, 1976-77
Spika, Daniel, 1954
Spooner, A. Dwight, 1923-24
Stack, John, 1958-59
Stangel, Otto, 1912
Steen, Marvin, 1931-32
Stege, Edward, 1934-35-36
Steinhaus, Gregg, 1983-84-85-86
Steinmetz, Christian, 1902-03-04-05
Steinmetz, Christian R., 1931
Stelter, Keith, 1965
Stephens, Steven, 1957-58
Stoll, George, 1925-26-27
Stoltz, Oscar, 1914
Stover, Paul, 1898-1900-01
Stracka, Anthony, 1952-53-54
Strain, William, 1939-40-41
Strickler, Palmer, 1946
Sullivan, Robert, 1945
Sullivan, Robert, 1941-42-43
Sweeney, Dennis, 1965-66-67
Swenholt, Helmer, 1907-08-09
Swenson, Edwin, 1918
Sydnor, Raymond, 1977-78

T

Tapp, Rodney, 1987-88
Taylor, Warren, 1920-21-22
Tebell, Gustaf, 1921-22-23



Ab
Nicholas

Tenhopen, Elmer, 1927-28-29
Terwilliger, Emmett, 1935
Timmerman, Donald, 1940-41
Timmerman, Greg, 1993
Tompkins, Patrick, 1988-89-90-91
Tornowske, Russell, 1931

U

Ullwelling, John, 1960
Uphoff, Rodney, 1971

V

Vander Meulen, David, 1960-61
Van Dien, James, 1950-51
Van Gent, Eugene, 1912-13-14
Van Riper, John, 1911-12-13
Varney, F. Carleton, 1924-25
Voigt, Theodore, 1967-68-69
Vraney, Brian, 1995-96

W

Wackman, Ralph, 1924-25
Ward, Thomas, 1951-52-53
Watson, Gary, 1971
Weaver, LaMont, 1972-73-74
Weber, Jeffrey, 1984-85-86-87
Weber, Robert, 1953-54
Webster, Tracy, 1992-93-94
Wegner, Fred, 1934-35-36
Weigandt, Robert, 1937-38-39
Weisner, Ronald, 1952-53-54
Wendlund, Russell, 1944
Weston, Frank, 1919-20
Wickman, Ray, 1931-32-33
Wilhelm, Steve, 1972-73-74
Willey, Rob, 1986-88-89
Williams, John, 1921
Williams, Rolland, 1921-22-23
Winn, Harry Jr., 1964-65
Wise, John, 1946-49
Witt, William, 1908-09-10
Wittig, Robert, 1963
Woellaegeer, Edwin, 1903
Worthman, Robert, 1949-50

Y

York, Claude, 1940
Young, Francis, 1960

Z

Zeiger, Richard, 1955, 56
Zink, David, 1968, 69, 70
Zinkgraf, Gary, 1979, 82
Zorn, Willis, 1945, 48, 49
Zubor, Mark, 1964, 65, 66
Zulfer, Anthony, 1918, 19
Zuppke, Robert, 1904, 05

All-time Scores

1898-99

(0-3)

Coach: Dr. J.C. Elsom

J 21 ... at UW-Milwaukee Alumni	L	15-25
F 18 ... at Lawrence	L	18-20
M 4 ... at UW-Milwaukee Alumni	L	10-13

1899-1900

(1-1)

Coach: Dr. J.C. Elsom

F 17 ... at Minnesota	L	15-17
F 23 ... at Wayland Academy	W	25-15

1900-01

(1-1)

Coach: Dr. J.C. Elsom

J 18 ... at Wayland Academy	W	35-22
F 23 ... at Minnesota	L	15-42

1901-02

(7-3)

Coach: Dr. J.C. Elsom

D 13 ... at Lewis Institute	W	32-21
D 14 ... at Armour Institute	W	20-14
D 27 ... at UW-Milwaukee	W	37-18
J 1 ... Yale %	L	20-35
J 4 ... at UW-Milw. Alumni	W	48-12
J 11 ... at La Crosse YMCA	W	59-16
J 25 ... at Lawrence	W	51-20
F 15 ... at Sun Prairie	W	18-9
F 22 ... at Minnesota	L	10-30
M 7 ... at Ripon	L	21-28
% — at Milwaukee		

1902-03

(5-2)

Coach: Dr. J.C. Elsom

N 28 ... at Sheboygan YMCA	W	45-16
D 19 ... at Dubuque YMCA	W	34-14
F 21 ... at Minnesota	L	11-33
F 28 ... at Co. E Fond du Lac	L	17-21
M 6 ... at Duluth YMCA	W	42-16
M 7 ... at UW-Superior	W	27-9
M 13 ... at Wausau YMCA	W	37-33

1903-04

(11-4)

Coach: Dr. J.C. Elsom

N 27 ... at Sheboygan	W	26-24
N 28 ... at Milwaukee AC	L	18-30
D 19 ... at Chicago YMCA	L	19-62
D 29 ... at Milwaukee West HS	W	27-20
F 5 ... at Oshkosh YMCA	W	39-28
F 6 ... at Co. E Fond du Lac	W	25-21
F 20 ... Milwaukee AC	W	35-13
F 27 ... at N'western College (WI)	W	41-31
M 1 ... at Grinnell	W	30-28
M 2 ... at Highland Park	W	29-21
M 3 ... at Sioux City YMCA	L	16-44
M 4 ... at Neb. Wesleyan	W	47-32
M 5 ... at Nebraska	L	22-25
M 11 ... Co. G Madison	W	22-15
M 18 ... at Co. F Portage	W	48-17

1904-05

(10-8)

Coach: Emmett Angell

D 2 ... at Co. G Sparta	W	75-10
D 3 ... at UW-La Crosse	W	54-16
D 27 ... at Sheboygan	W	45-28
D 28 ... at Co. G Appleton	W	26-12
D 29 ... at Co. F Oconto	W	55-17
D 30 ... at Two Rivers AC	L	30-31
J 7 ... Beloit	W	80-10
J 12 ... at Ohio State	L	22-25
J 13 ... at Rochester	W	26-17
J 14 ... at Wash. Continentals	L	22-26
J 16 ... at Co. E New York	L	27-34
J 17 ... at Columbia	L	15-21
J 18 ... at Institute AC	L	20-34
J 19 ... at Sharon AC	W	41-31
J 20 ... at Buckland Guards	L	31-34
J 21 ... at Oberlin	L	31-41
M 3 ... at Co. F Portage	W	52-28
M 17 ... at Chicago	W	29-24

1905-06

(12-2; Big Ten 6-2, 2nd)

Coach: Emmett Angell

D 14 ... at Manitowoc	W	35-25
D 15 ... at Menasha	W	30-22
D 16 ... at UW-Oshkosh	W	30-21
J 13 ... Lawrence	W	25-20
J 19 ... at Armour Institute	W	37-15
J 20 ... at Purdue	W	34-14
F 3 ... Purdue	W	31-15
F 23 ... Minnesota	W	31-24
M 2 ... at Chicago	L	18-35
M 3 ... at Illinois	W	36-32
M 9 ... Chicago	W	22-19
M 10 ... Illinois #	W	1-0
M 16 ... Co. C Hudson	W	31-20
M 17 ... at Minnesota	L	10-16
# — forfeit		

1906-07

(11-3; Big Ten 6-2, 1st-tie)

BIG TEN CO-CHAMPIONS

Coach: Emmett Angell

D 8 ... Milton	W	38-14
D 14 ... Ripon	W	41-20
J 4 ... Columbia	L	9-30
J 11 ... at UW-Stout	W	29-19
J 12 ... at Minnesota	L	11-18
J 18 ... at Beloit	W	38-11
J 19 ... at Illinois	W	22-16
J 25 ... at Purdue	W	33-27
J 26 ... at Chicago	L	14-24
F 1 ... Illinois	W	47-13
F 21 ... Nebraska	W	35-31
M 6 ... Chicago	W	22-11
M 9 ... Minnesota	W	31-20
M 15 ... Purdue	W	37-10

1907-08

(10-2; Big Ten 7-1, 1st-tie)

BIG TEN CO-CHAMPIONS

Coach: Emmett Angell

D 14 ... Beloit	W	38-13
D 20 ... Wisconsin Alumni	W	42-22
J 17 ... at Purdue	W	28-24
J 18 ... at Illinois	W	28-20
J 23 ... Purdue	W	34-13
J 25 ... Chicago	W	37-17
J 31 ... Minnesota	W	29-16
F 28 ... at Chicago	L	19-24
M 3 ... Nebraska	W	34-4
M 7 ... at Minnesota	W	34-14
M 9 ... Illinois	W	27-14
M 12 ... Chicago #	L	16-18
# — Big Ten title playoff game, Madison		

1908-09

(8-4; Big Ten 5-4, 3rd)

Coach: Haskell Noyes

D 19 ... Lawrence	W	53-13
J 8 ... Ripon	W	36-10
J 13 ... Beloit	W	52-4
J 15 ... at Purdue	L	20-23
J 16 ... at Illinois	L	19-28
J 23 ... Illinois	W	20-10
J 30 ... at Minnesota	W	14-13
F 6 ... Chicago	L	15-18
F 27 ... Purdue	W	29-6
M 1 ... Iowa	W	30-9
M 6 ... at Chicago	L	4-18
M 9 ... Minnesota	W	37-14

1909-10

(9-5; Big Ten 7-5, 3rd)

Coach: Haskell Noyes

D 15 ... Beloit	W	24-9
D 17 ... Ripon	W	32-5
J 8 ... Northwestern	W	55-9
J 25 ... Illinois	W	28-16
J 21 ... at Illinois	L	14-34
J 22 ... at Purdue	L	17-29
J 28 ... at Chicago	L	14-16
J 29 ... at Indiana	L	11-13
F 5 ... Minnesota	W	24-14
F 25 ... at Minnesota	L	9-16
F 26 ... at Northwestern	W	39-11
M 5 ... Chicago	W	11-10
M 7 ... Indiana	W	33-8
M 12 ... Purdue	W	38-14

1910-11

(9-6; Big Ten 6-6, 5th)

Coach: Haskell Noyes

D 10 ... Beloit	W	32-9
D 17 ... Ripon	W	43-8
J 7 ... Lawrence	W	39-9
J 13 ... at Purdue	L	16-34
J 14 ... at Northwestern	W	29-9
J 21 ... Illinois	W	20-17
J 28 ... Chicago	W	46-22
F 3 ... Indiana	W	51-9
F 4 ... at Minnesota	L	16-17
F 24 ... Purdue	W	45-17

History

M 1 ... Minnesota	L	13-21
M 4 ... at Chicago	L	22-24
M 8 ... Northwestern	W	23-11
M 10 ... at Indiana	L	18-21
M 11 ... at Illinois	L	18-21

1911-12

(15-0; Big Ten 12-0, 1st-tie)
BIG TEN CO-CHAMPIONS
HELMS ATHLETIC FOUNDATION
NATIONAL CHAMPIONS
Coach: Walter Meanwell

D 9 ... Beloit	W	31-18
D 16 ... Ripon	W	54-13
D 20 ... at Beloit	W	20-12
J 5 ... at Iowa	W	38-12
J 6 ... at Northwestern	W	32-19
J 13 ... Illinois	W	27-10
J 20 ... Minnesota	W	22-12
J 27 ... at Chicago	W	18-15
F 12 ... Iowa	W	30-5
F 17 ... Indiana	W	51-10
F 24 ... Northwestern	W	46-11
M 2 ... Chicago	W	34-24
M 9 ... at Minnesota (OT)	W	29-26
M 15 ... at Illinois	W	23-15
M 16 ... at Indiana	W	32-21

1912-13

(14-1; Big Ten 11-1, 1st)
BIG TEN CHAMPIONS
Coach: Walter Meanwell

D 7 ... Ripon	W	40-13
D 12 ... Beloit	W	33-10
D 18 ... Lake Forest	W	44-15
J 11 ... at Illinois	W	16-15
J 13 ... at Purdue	W	25-15
J 18 ... at Minnesota	W	19-11
J 21 ... Ohio State	W	22-11
J 25 ... Chicago	W	31-18
F 13 ... at Indiana	W	30-19
F 15 ... at Ohio State	W	27-22
F 21 ... Illinois	W	18-13
F 25 ... Minnesota	W	29-11
F 27 ... Indiana	W	48-10
M 1 ... Purdue	W	22-19
M 7 ... at Chicago	L	10-23

1913-14

(15-0; Big Ten 12-0, 1st)
BIG TEN CHAMPIONS
HELMS ATHLETIC FOUNDATION
NATIONAL CHAMPIONS
Coach: Walter Meanwell

D 13 ... Knox	W	48-15
D 18 ... Beloit	W	45-15
J 6 ... Parsons	W	50-0
J 10 ... at Illinois	W	26-25
J 12 ... at Indiana	W	57-15
J 17 ... Minnesota	W	28-7
J 24 ... at Chicago	W	16-14
F 10 ... Northwestern	W	38-9

F 13 ... Purdue (OT)	W	25-20
F 17 ... at Northwestern	W	33-26
F 20 ... Illinois	W	29-16
F 24 ... Indiana	W	46-24
F 28 ... at Minnesota	W	27-9
M 6 ... Chicago	W	25-18
M 10 ... at Purdue	W	27-13

1914-15

(13-4; Big Ten 8-4, 3rd)
Coach: Walter Meanwell

D 11 ... Beloit	W	28-16
D 14 ... Arkansas State	W	45-7
D 18 ... Lawrence	W	29-21
J 2 ... at UW-Milwaukee	W	21-10
J 5 ... Grinnell	W	41-19
J 9 ... at Indiana	W	39-18
J 11 ... at Purdue (OT)	W	28-24
J 16 ... at Minnesota	W	23-20
J 18 ... Indiana	W	47-15
J 23 ... Chicago	L	19-24
F 8 ... at Illinois	L	19-39
F 13 ... Illinois	L	17-19
F 16 ... at Ohio State	W	26-17
F 19 ... Purdue	W	26-21
F 27 ... Minnesota	W	31-7
M 6 ... Ohio State	W	23-12
M 12 ... at Chicago	L	18-30

1915-16

(20-1; Big Ten 11-1, 1st)
BIG TEN CHAMPIONS
HELMS ATHLETIC FOUNDATION
NATIONAL CHAMPIONS
Coach: Walter Meanwell

D 10 ... Beloit	W	38-11
D 15 ... Lawrence	W	46-16
D 30 ... at Ripon	W	27-15
D 30 ... at Ripon Reserves	W	41-7
D 31 ... at UW-Milwaukee	W	51-12
J 1 ... at UW-Milw. Alumni	W	24-18
J 1 ... at UW-Milwaukee	W	39-8
J 3 ... Wabash	W	24-14
J 8 ... at Purdue	W	33-17
J 10 ... at Iowa (OT)	W	36-31
J 15 ... Minnesota	W	31-11
J 18 ... Northwestern	W	22-18
J 22 ... at Illinois	L	20-27
J 29 ... at Chicago	W	29-18
F 14 ... Neb. Wesleyan	W	25-20
F 19 ... Illinois	W	34-14
F 25 ... Purdue	W	35-22
F 28 ... Iowa	W	39-17
M 4 ... at Minnesota	W	32-14
M 8 ... Chicago	W	24-12
M 11 ... at Northwestern	W	24-21

1916-17

(15-3; Big Ten 9-3, 4th)
Coach: Walter Meanwell

D 9 ... Beloit	W	58-11
D 13 ... Ripon	W	30-17
D 16 ... North Central (IL)	W	50-21
D 20 ... Lawrence	W	41-14
D 21 ... at UW-Milw. M Club	W	35-23
J 3 ... at Ripon	W	24-20
J 6 ... at Ohio State	W	30-22
J 8 ... at Northwestern (OT)	W	29-21

J 13 ... at Minnesota	L	25-33
J 20 ... Illinois	W	25-14
J 26 ... Chicago	L	13-21
F 12 ... Northwestern	W	23-21
F 17 ... Ohio State	W	40-15
F 24 ... at Illinois	L	17-20
M 3 ... at Chicago	W	25-16
M 6 ... Indiana	W	29-14
M 10 ... Minnesota	W	16-13
M 15 ... at Indiana	W	18-16

1917-18

(14-3; Big Ten 9-3, 1st)
BIG TEN CHAMPIONS
Coach: Guy Lowman

D 8 ... Beloit	W	26-21
D 13 ... Ripon	W	33-13
D 15 ... North Central (IL)	W	18-13
D 19 ... Marquette	W	15-14
J 2 ... at Ripon	W	35-16
J 5 ... at Northwestern	L	17-33
J 8 ... at Iowa	W	36-22
J 19 ... at Illinois	W	22-21
J 21 ... Iowa	W	34-19
J 26 ... Purdue	W	21-16
F 16 ... at Chicago	L	21-23
F 23 ... Illinois	W	23-15
M 2 ... at Minnesota	W	18-17
M 7 ... Northwestern	W	26-18
M 9 ... Chicago	W	16-13
M 13 ... at Purdue	W	24-18
M 16 ... Minnesota	L	11-19

1918-19

(5-11; Big Ten 3-9, 10th)
Coach: Guy Lowman

D 27 ... at Camp Grant (OT)	W	16-15
D 28 ... at Great Lakes	L	14-43
D 30 ... at UW-Milwaukee	W	39-18
J 4 ... Great Lakes	L	12-14
J 11 ... Northwestern	L	15-20
J 18 ... at Minnesota	L	11-38
J 25 ... Illinois	L	15-25
F 1 ... Chicago	L	19-24
F 10 ... Iowa	W	29-18
F 15 ... at Illinois	L	14-16
F 22 ... at Northwestern	L	23-32
F 24 ... at Indiana	W	29-16
M 1 ... Minnesota	L	12-23
M 8 ... at Chicago	W	25-15
M 10 ... at Iowa	L	27-29
M 15 ... Indiana	L	12-22

1919-20

(15-5; Big Ten 7-5, 5th)
Coach: Guy Lowman

D 5 ... UW-River Falls	W	36-17
D 13 ... Ripon (OT)	W	19-16
D 16 ... Beloit	W	33-11
D 19 ... at Ripon	W	20-13
D 20 ... at UW-Oshkosh	W	17-7
J 1 ... at UW-Milwaukee	W	36-10
J 3 ... at Great Lakes	W	27-19
J 5 ... at Iowa	W	35-18
J 10 ... Great Lakes	W	33-15
J 17 ... at Chicago	L	19-37

History

J 19 ... Iowa	L	20-21
J 24 ... at Illinois	L	20-43
J 31 ... Minnesota	W	28-12
F 14 ... Michigan	W	40-13
F 21 ... Illinois	W	33-29
F 24 ... Ohio State	W	31-27
F 28 ... at Minnesota	L	26-32
M 6 ... at Michigan	L	20-23
M 8 ... at Ohio State	W	34-22
M 12 ... Chicago	W	26-17

1920-21

(13-4; Big Ten 8-4, 1st-tie)
BIG TEN CO-CHAMPIONS
Coach: Walter Meanwell

D 10 ... Knox	W	29-16
D 12 ... UW-River Falls	W	28-8
D 17 ... at UW-La Crosse	W	24-12
D 18 ... at Marquette	W	23-18
D 29 ... South Dakota State	W	24-11
J 3 ... at Northwestern	L	12-13
J 8 ... at Michigan	W	27-24
J 15 ... at Chicago	L	27-39
J 22 ... Illinois	W	23-18
J 24 ... Michigan	W	25-17
J 29 ... at Minnesota	L	21-22
F 12 ... Northwestern	W	22-10
F 19 ... at Illinois	L	9-17
F 21 ... at Ohio State	W	40-21
F 26 ... Chicago	W	25-19
M 5 ... Minnesota	W	18-12
M 8 ... Ohio State	W	34-24

1921-22

(14-5; Big Ten 8-4, 2nd-tie)
Coach: Walter Meanwell

D 10 ... Michigan State	W	27-13
D 16 ... Butler	L	20-26
D 17 ... Ripon	W	27-17
D 20 ... Knox	W	15-9
D 22 ... at UW-Milw. M Club	W	23-19
D 23 ... at UW-La Crosse	W	24-21
J 3 ... Nebraska	W	27-14
J 7 ... at Iowa	W	18-15
J 9 ... at Northwestern	W	21-9
J 14 ... Michigan (OT)	W	18-16
J 21 ... Minnesota	L	15-17
F 10 ... Illinois	W	25-23
F 13 ... Iowa	L	18-24
F 18 ... at Michigan	L	17-18
F 22 ... Northwestern	W	23-11
F 27 ... at Illinois	L	35-37
M 4 ... at Minnesota	W	34-20
M 8 ... Chicago	W	24-17
M 11 ... at Chicago	W	31-24

1922-23

(12-3; Big Ten 11-1, 1st-tie)
BIG TEN CO-CHAMPIONS
Coach: Walter Meanwell

D 15 ... Butler	L	13-20
D 19 ... Lombard	W	37-9
J 3 ... Marquette	L	8-9
J 6 ... at Northwestern	W	21-10
J 8 ... at Indiana	W	17-10

J 13 ... Chicago	W	24-11
J 20 ... at Minnesota	W	24-12
F 6 ... at Purdue	L	13-17
F 14 ... at Michigan	W	18-15
F 19 ... Michigan	W	16-11
F 24 ... Purdue	W	20-19
M 3 ... Minnesota	W	36-10
M 5 ... Northwestern	W	29-17
M 10 ... at Chicago	W	33-11
M 12 ... Indiana	W	35-17

1923-24

(11-5-1; Big Ten 8-4, 1st-tie)
BIG TEN CO-CHAMPIONS
Coach: Walter Meanwell

D 8 ... Milliken	W	53-13
D 14 ... DePauw (30T)	T	25-25
D 19 ... at Marquette	W	27-7
J 2 ... Franklin College	L	18-21
J 5 ... at Indiana	W	23-21
J 12 ... at Northwestern	W	25-10
J 14 ... Indiana	W	28-27
J 26 ... at Chicago	L	18-35
F 12 ... Butler	W	25-23
F 16 ... Illinois	W	13-12
F 23 ... at Ohio State	L	13-27
F 25 ... at Illinois	L	20-31
M 1 ... Northwestern	W	23-14
M 3 ... Ohio State	W	30-20
M 8 ... at Iowa	L	19-22
M 11 ... Iowa	W	36-26
M 15 ... Chicago	W	30-14

1924-25

(6-11; Big Ten 3-9, 9th)
Coach: Walter Meanwell

D 12 ... Wabash	W	21-20
D 19 ... Butler	L	16-22
D 22 ... Grinnell	W	29-15
J 6 ... DePauw	W	27-22
J 10 ... at Minnesota	L	14-16
J 13 ... Ohio State	L	20-27
J 19 ... at Michigan	L	12-14
J 24 ... Minnesota	L	14-25
F 11 ... Franklin College	L	11-26
F 16 ... Iowa	W	16-15
F 21 ... at Illinois	L	25-35
F 23 ... Purdue	L	22-30
F 28 ... Michigan	L	16-27
M 3 ... at Iowa	W	25-23
M 9 ... Illinois	W	24-9
M 12 ... at Purdue	L	26-32
M 14 ... at Ohio State	L	23-37

1925-26

(8-9; Big Ten 4-8, 8th-tie)
Coach: Walter Meanwell

D 7 ... North Dakota State	L	11-16
D 12 ... South Dakota State	W	48-9
D 18 ... at Marquette	W	42-26
J 2 ... DePauw	W	32-31
J 5 ... Minnesota	W	36-24
J 11 ... Indiana	W	33-31
J 16 ... Chicago	L	15-17
J 23 ... Northwestern	W	35-27

F 5 ... Butler	W	31-24
F 13 ... at Chicago	W	26-23
F 16 ... at Northwestern	L	26-36
F 20 ... Purdue	L	21-29
F 22 ... at Michigan	L	13-22
F 26 ... at Purdue	L	31-32
M 1 ... Michigan (OT)	L	23-24
M 5 ... at Minnesota	L	19-31
M 9 ... at Indiana	L	20-35

1926-27

(10-7; Big Ten 7-5, 4th-tie)
Coach: Walter Meanwell

D 17 ... Franklin College	L	24-27
D 22 ... at Marquette	W	29-26
D 30 ... DePauw	W	24-20
J 3 ... Syracuse #	W	31-24
J 8 ... Indiana	L	23-28
J 10 ... Ohio State	W	25-16
J 15 ... at Northwestern	W	28-18
J 17 ... at Chicago (OT)	W	33-30
J 22 ... Northwestern	W	25-24
F 8 ... Notre Dame	L	14-19
F 12 ... Chicago	W	31-20
F 19 ... at Ohio State	L	16-20
F 22 ... Iowa	W	24-21
F 26 ... at Indiana	L	23-31
F 28 ... at Illinois	L	28-32
M 5 ... Illinois	W	39-13
M 11 ... at Iowa	L	17-26

— at Cleveland

1927-28

(13-4; Big Ten 9-3, 3rd-tie)
Coach: Walter Meanwell

D 10 ... Coe	W	18-6
D 16 ... Butler	W	25-18
D 19 ... DePauw	W	32-17
J 2 ... Oregon State	W	36-21
J 7 ... at Ohio State	W	30-13
J 9 ... Michigan	W	26-22
J 14 ... at Minnesota	W	35-26
J 16 ... Illinois	L	33-34
F 7 ... Notre Dame	L	14-21
F 11 ... Minnesota	W	38-18
F 18 ... Ohio State	W	21-18
F 20 ... at Iowa	W	31-21
F 23 ... Purdue	W	28-22
F 25 ... at Purdue	L	15-31
M 3 ... Iowa	W	20-17
M 5 ... at Michigan	L	19-42
M 9 ... at Illinois	W	32-22

1928-29

(15-2; Big Ten 10-2, 1st-tie)
BIG TEN CO-CHAMPIONS
Coach: Walter Meanwell

D 10 ... Franklin College	W	37-19
D 15 ... Pittsburgh #	W	34-24
D 29 ... Lombard	W	29-12
J 1 ... Carleton	W	32-24
J 5 ... at Minnesota	W	29-21
J 7 ... Michigan	L	23-31
J 12 ... at Chicago	W	33-21

History

J 14 ... Indiana	W	24-20
J 19 ... Minnesota	W	39-17
J 21 ... at Purdue	W	31-26
F 12 ... Bradley	W	48-22
F 16 ... at Indiana	W	27-25
F 18 ... Northwestern	W	37-23
F 23 ... at Northwestern	W	31-25
F 25 ... Purdue	W	27-24
M 4 ... at Michigan	L	22-37
M 9 ... Chicago	W	19-15

— at Milwaukee

1929-30

(15-2; Big Ten 8-2, 2nd)

Coach: Walter Meanwell

D 14 ... Monmouth	W	28-10
D 19 ... Carleton	W	27-18
D 28 ... Lombard	W	22-11
D 31 ... Iowa State	W	34-17
J 4 ... at Northwestern	L	14-23
J 11 ... at Ohio State	W	32-25
J 18 ... Illinois	W	14-9
J 20 ... Chicago	W	33-23
J 23 ... at Indiana (OT)	W	23-21
F 8 ... Carroll	W	22-13
F 11 ... Marquette	W	29-15
F 13 ... at Marquette	W	29-22
F 15 ... Northwestern	W	29-22
F 22 ... at Chicago	L	21-23
F 24 ... Illinois	W	23-17
M 3 ... Ohio State	W	32-23
M 8 ... Indiana	W	34-23

1930-31

(8-9; Big Ten 4-8, 7th-tie)

Coach: Walter Meanwell

D 13 ... Carroll	W	17-14
D 18 ... Pennsylvania	W	25-12
D 22 ... Missouri	W	37-9
D 30 ... at Marquette	L	14-16
J 5 ... at Illinois	W	12-9
J 10 ... at Ohio State	L	19-29
J 12 ... at Michigan	L	17-23
J 17 ... Iowa	W	24-13
J 19 ... at Minnesota	L	26-28
J 24 ... Illinois	W	30-20
F 9 ... Washington U.	W	39-9
F 14 ... Minnesota	L	15-42
F 16 ... at Iowa	L	17-19
F 21 ... at Purdue	L	27-46
F 23 ... Ohio State	W	28-24
F 28 ... Michigan	L	15-26
M 2 ... Purdue	L	17-24

1931-32

(8-10; Big Ten 3-9; 8th-tie)

Coach: Walter Meanwell

D 11 ... Brigham Young	W	30-16
D 15 ... Pittsburgh	W	30-29
D 21 ... at Marquette	L	23-26
D 30 ... Maryland (OT)	W	32-30
J 4 ... at Northwestern (OT)	L	30-31
J 9 ... Michigan	L	18-24
J 11 ... at Purdue	L	22-38
J 16 ... at Chicago	W	24-18
J 18 ... Northwestern	L	24-28
F 8 ... Marquette	W	18-16

F 10 ... Butler	W	28-17
F 15 ... at Indiana	L	21-33
F 20 ... at Minnesota	L	17-43
F 22 ... Chicago	W	34-23
F 27 ... Purdue	L	21-28
F 29 ... at Michigan	L	13-33
M 5 ... Indiana	W	35-26
M 7 ... Minnesota	L	21-23

1932-33

(7-13; Big Ten 4-8, 8th)

Coach: Walter Meanwell

D 10 ... Carleton	L	29-34
D 17 ... Marquette	L	16-18
D 22 ... at Maryland	W	22-13
D 30 ... Michigan State	W	26-16
J 3 ... at Marquette	L	16-22
J 7 ... Chicago	W	26-17
J 9 ... Iowa	W	21-19
J 14 ... at Indiana (OT)	W	38-37
J 16 ... at Northwestern	L	22-40
F 3 ... Loyola (IL)	W	28-26
F 6 ... Ohio State	L	30-31
F 11 ... at Illinois	L	25-38
F 13 ... at Iowa	L	25-31
F 18 ... Indiana (OT)	L	28-29
F 20 ... Illinois	L	15-29
F 25 ... Northwestern	L	28-30
F 27 ... at UW-Stevens Point	L	24-28
M 4 ... at Ohio State	L	20-37
M 6 ... at Chicago	W	28-16
M 7 ... at Loyola (IL)	L	24-39

1933-34

(14-6; Big Ten 8-4, 2nd-tie)

Coach: Walter Meanwell

D 4 ... Ripon	W	47-18
D 8 ... Carleton	W	38-18
D 11 ... Carroll	W	44-17
D 16 ... Marquette	W	32-30
D 20 ... at UW-Stevens Point	W	35-10
D 30 ... Butler	W	37-27
J 2 ... at Marquette	L	26-28
J 6 ... at Illinois	L	17-20
J 8 ... at Iowa	L	26-32
J 13 ... Michigan	W	34-23
J 15 ... Purdue	L	26-27
F 5 ... Michigan State	L	22-23
F 10 ... at Minnesota	W	31-30
F 12 ... Ohio State	W	42-23
F 17 ... Illinois	W	28-22
F 19 ... at Michigan	W	32-26
F 24 ... at Ohio State	W	44-38
F 26 ... at Purdue	L	25-37
M 3 ... Iowa	W	35-32
M 5 ... Minnesota	W	34-23

1934-35

(15-5; Big Ten 9-3, 1st-tie)

BIG TEN CO-CHAMPIONS

Coach: Harold Foster

N 30 ... Franklin College	W	34-11
D 7 ... Carleton	W	27-26
D 10 ... Wabash	W	33-20
D 15 ... Marquette	W	29-20
D 22 ... at Marquette	L	25-33
D 29 ... Pittsburgh	L	27-31
D 31 ... Michigan State (OT)	W	23-21
J 5 ... Purdue	L	18-19

J 7 ... Northwestern	W	16-9
J 12 ... at Indiana	W	30-23
J 14 ... Michigan	W	34-20
J 19 ... at Northwestern	L	31-36
J 21 ... Minnesota	W	38-31
F 9 ... DePauw	W	28-27
F 11 ... Chicago	W	26-24
F 16 ... Indiana (OT)	W	37-27
F 18 ... at Minnesota	W	28-27
F 23 ... at Michigan	W	33-19
M 2 ... at Chicago	W	48-25
M 4 ... at Purdue	L	24-43

1935-36

(11-9; Big Ten 4-8, 8th)

Coach: Harold Foster

D 2 ... DePauw	W	18-16
D 6 ... Michigan State	W	26-21
D 9 ... Hamline	W	29-20
D 14 ... Marquette	W	35-22
D 21 ... at Marquette	W	46-21
D 23 ... at DePaul	L	22-27
J 1 ... Washburn	W	36-27
J 4 ... at Ohio State	L	23-44
J 6 ... at Chicago (OT)	W	38-36
J 11 ... Illinois	L	27-29
J 13 ... Iowa	W	27-21
J 20 ... Indiana	L	24-26
F 8 ... Butler	W	28-24
F 10 ... Ohio State	W	34-25
F 15 ... at Illinois	L	20-36
F 17 ... at Iowa	L	25-32
F 22 ... at Indiana	L	21-54
F 24 ... Northwestern	L	28-33
F 29 ... Chicago	W	40-32
M 2 ... at Northwestern	L	26-49

1936-37

(8-12; Big Ten 3-9, 8th-tie)

Coach: Harold Foster

D 4 ... Ball State	W	38-33
D 7 ... North Dakota	W	42-25
D 12 ... Marquette	W	29-21
D 19 ... at Marquette	W	35-29
D 21 ... at Pittsburgh	L	30-41
D 23 ... at Butler	L	23-43
D 30 ... DePaul	L	17-33
J 4 ... at Purdue	L	30-43
J 9 ... Illinois	L	28-31
J 11 ... at Ohio State	L	22-28
J 16 ... Michigan	L	31-43
J 18 ... Iowa	W	29-23
F 6 ... Michigan State	W	22-17
F 8 ... Ohio State (OT)	W	35-33
F 13 ... Minnesota	L	32-37
F 20 ... at Iowa	L	35-43
F 22 ... at Illinois	L	31-48
F 27 ... at Minnesota	L	17-30
M 1 ... Purdue	W	46-43
M 6 ... at Michigan	L	27-41

1937-38

(10-10; Big Ten 5-7, 7th)

Coach: Harold Foster

D 4 ... Marquette	L	21-32
D 6 ... North Dakota	W	41-22
D 11 ... Pittsburgh	W	44-36
D 13 ... at Notre Dame	L	31-33
D 18 ... at Marquette	L	32-38
D 31 ... Missouri	W	40-29
J 3 ... at Northwestern	L	38-47
J 8 ... Minnesota	W	35-28
J 10 ... Chicago	W	50-27

History

J 15 ... at Purdue	L	34-40
J 17 ... Michigan	W	39-30
F 5 ... Michigan State	W	30-27
F 7 ... at Indiana	L	44-47
F 12 ... Northwestern	L	23-27
F 14 ... at Chicago	W	46-32
F 19 ... Purdue	L	39-46
F 21 ... at Michigan	L	29-58
F 23 ... at Pennsylvania	W	52-44
F 28 ... Indiana	W	34-32
M 5 ... at Minnesota	L	28-35

1938-39

(10-10; Big Ten 4-8, 7th-tie)

Coach: Harold Foster

D 2 ... Beloit	W	41-26
D 5 ... Marquette	W	27-26
D 10 ... Notre Dame	W	45-39
D 17 ... at Marquette	L	27-46
D 19 ... at Butler	L	21-24
D 20 ... at Xavier (OH)	W	27-26
J 2 ... Detroit	W	34-27
J 7 ... Iowa	W	28-24
J 9 ... Chicago	L	18-28
J 14 ... at Indiana	L	19-43
J 16 ... at Michigan	W	42-39
J 21 ... Illinois	L	34-37
F 4 ... Michigan State	W	39-37
F 6 ... at Purdue	L	31-39
F 13 ... at Northwestern	L	27-37
F 18 ... Purdue (OT)	W	32-30
F 20 ... at Minnesota	L	32-34
F 25 ... Ohio State	L	38-46
F 27 ... Minnesota	W	35-25
M 4 ... at Chicago	L	33-39

1939-40

(5-15; Big Ten 3-9, 9th)

Coach: Harold Foster

D 4 ... Carleton	W	37-19
D 9 ... Marquette	W	46-39
D 12 ... at Notre Dame	L	33-51
D 16 ... at Marquette	L	28-41
D 30 ... Nebraska #	L	43-53
J 2 ... Stanford	L	26-39
J 6 ... at Chicago	W	20-18
J 8 ... Michigan	L	39-44
J 13 ... at Purdue	L	36-49
J 15 ... Indiana	L	34-40
F 3 ... at Michigan State	L	41-48
F 5 ... Butler	L	46-50
F 10 ... at Iowa	L	35-37
F 12 ... Minnesota	W	36-34
F 17 ... at Ohio State	L	35-41
F 19 ... at Illinois	L	35-37
F 24 ... Purdue (OT)	L	45-48
F 26 ... at Minnesota	L	39-44
M 2 ... Northwestern	L	44-47
M 4 ... Chicago	W	46-31
# — at Milwaukee		

1940-41

(20-3; Big Ten 11-1, 1st)

NCAA CHAMPIONS

BIG TEN CHAMPIONS

Coach: Harold Foster

D 2 ... Ripon #	W	39-20
D 7 ... Marquette	W	38-32
D 14 ... Notre Dame	W	44-43
D 18 ... Pittsburgh	L	34-36
D 21 ... at Marquette	L	30-40

D 31 ... Princeton S	W	52-40
J 4 ... at Nebraska	W	46-31
J 6 ... at Minnesota	L	27-44
J 11 ... Iowa	W	49-35
J 13 ... Purdue (OT)	W	48-42
J 18 ... at Michigan	W	40-30
J 20 ... at Chicago	W	44-37
J 25 ... Ohio State	W	46-31
F 8 ... Butler	W	59-55
F 10 ... at N'western (OT)	W	48-46
F 15 ... Illinois	W	46-30
F 17 ... at Purdue	W	43-42
F 22 ... Chicago	W	65-25
F 24 ... at Indiana	W	38-30
M 1 ... Minnesota	W	42-32
M 21 ... Dartmouth %	W	51-50
M 22 ... Pittsburgh %	W	36-30
M 29 ... Washington State *	W	39-34
# — at Wisconsin Rapids		
S — at Milwaukee		
% — NCAA Regionals, Madison		
* — NCAA Finals, Kansas City, MO		

1941-42

(14-7; Big Ten 10-5, 2nd-tie)

Coach: Harold Foster

D 1 ... Carroll	W	56-35
D 6 ... Marquette	W	35-34
D 13 ... Notre Dame	W	43-35
D 20 ... at Marquette	W	36-25
D 31 ... Dartmouth #	L	49-57
J 3 ... Illinois	L	40-55
J 5 ... at Indiana	L	34-38
J 10 ... at Iowa	L	45-49
J 12 ... Chicago	W	56-24
J 17 ... at Northwestern S	W	49-46
J 19 ... Michigan	W	58-36
J 24 ... Indiana	W	42-36
F 7 ... Great Lakes	L	42-47
F 9 ... at Chicago	W	54-20
F 14 ... Ohio State	W	49-39
F 16 ... at Purdue	L	34-40
F 21 ... Northwestern	W	59-47
F 23 ... at Illinois	L	43-45
F 28 ... at Ohio State	W	44-39
M 2 ... at Minnesota	W	49-47
M 7 ... Iowa	W	62-45
# — at Milwaukee		
S — at Chicago Stadium		

1942-43

(12-9; Big Ten 6-6, 4th-tie)

Coach: Harold Foster

D 5 ... Marquette	W	45-36
D 12 ... Camp Grant	W	38-36
D 14 ... at Notre Dame (OT)	L	59-61
D 19 ... at Marquette	W	50-38
D 21 ... Oklahoma	W	48-37
D 31 ... Harvard #	W	58-41
J 4 ... Hamline	W	41-37
J 9 ... at Northwestern S	W	67-65
J 11 ... Illinois	L	40-52
J 15 ... at Michigan	L	34-38
J 16 ... at Michigan	W	55-34
J 26 ... at Great Lakes	L	43-61
J 30 ... Minnesota	W	54-33
F 6 ... Great Lakes	L	48-55
F 8 ... Chicago	W	74-30

F 13 ... Indiana	L	44-51
F 15 ... Indiana	W	57-53
F 20 ... at Illinois	L	26-50
F 22 ... Northwestern	L	54-56
F 27 ... at Purdue	W	53-45
M 1 ... at Minnesota	L	34-48
# — at Milwaukee		
S — at Chicago Stadium		

1943-44

(12-9; Big Ten 9-3, 2nd-tie)

Coach: Harold Foster

N 29 ... DePauw Pre-Flight	W	28-25
D 4 ... Marquette	L	43-51
D 11 ... at Notre Dame	L	31-41
D 13 ... Camp Grant	L	40-51
D 18 ... at Marquette	W	40-37
D 31 ... Notre Dame #	W	47-45
J 3 ... Illinois (OT)	L	43-45
J 7 ... at Illinois	W	43-38
J 8 ... at Northwestern S	L	38-60
J 14 ... Michigan	W	50-41
J 15 ... Michigan	W	42-31
J 29 ... at Minnesota	W	49-30
F 4 ... Northwestern (2OT)	W	50-47
F 7 ... Great Lakes	L	40-63
F 11 ... at Indiana	W	62-43
F 12 ... at Indiana	W	52-31
F 19 ... Purdue (OT)	L	50-52
F 25 ... Minnesota	W	50-33
M 3 ... at DePaul S	L	35-48
M 4 ... at Chicago	W	74-46
M 5 ... at Great Lakes	L	47-63
# — at Milwaukee		
S — at Chicago Stadium		

1944-45

(10-11; Big Ten 4-8, 6th-tie)

Coach: Harold Foster

D 2 ... Lawrence	W	48-22
D 9 ... Marquette	W	45-40
D 16 ... Notre Dame	L	46-57
D 20 ... Iowa Pre-Flight	W	51-43
D 23 ... at Marquette	W	46-39
D 30 ... Missouri #	W	52-37
J 6 ... Northwestern	L	37-52
J 8 ... at Truax Field	W	53-42
J 13 ... Minnesota	W	46-37
J 22 ... Great Lakes	L	51-66
J 27 ... at Northwestern S	W	44-43
J 29 ... at Purdue	L	34-45
F 2 ... at Michigan	L	39-50
F 3 ... at Ohio State	L	36-40
F 4 ... at Great Lakes	L	49-59
F 9 ... Ohio State	L	34-63
F 10 ... Michigan	W	55-44
F 17 ... Purdue	W	64-48
F 19 ... at Iowa	L	53-54
F 24 ... Iowa	L	38-68
M 3 ... at Minnesota	L	50-54
# — at Milwaukee		
S — at Chicago Stadium		

1945-46

(4-17; Big Ten 1-11, 9th)

Coach: Harold Foster

D 1 ... Carroll	W	67-25
D 3 ... Ripon	W	59-24
D 8 ... Marquette	W	42-32
D 15 ... at Notre Dame	L	51-65
D 17 ... Great Lakes	L	47-54
D 22 ... at Marquette	L	41-62
D 23 ... at Great Lakes	L	39-53

History

J 1 ... Illinois	L	31-56
J 5 ... Minnesota	L	45-59
J 7 ... at Iowa	L	50-57
J 12 ... Purdue	L	49-53
J 26 ... at Northwestern S	L	34-56
J 28 ... at Purdue	L	46-59
F 2 ... Michigan	W	58-57
F 9 ... Northwestern	L	58-63
F 11 ... at Michigan	L	56-66
F 16 ... Iowa	L	39-44
F 18 ... at Illinois	L	53-72
F 23 ... Michigan State	L	48-59
M 1 ... at Michigan State	L	52-56
M 4 ... at Minnesota	L	57-58
S — at Chicago Stadium		

1946-47
(16-6; Big Ten 9-3, 1st)
BIG TEN CHAMPIONS
NCAA TOURNAMENT
Coach: Harold Foster

D 2 ... Lawrence	W	61-43
D 7 ... Marquette	W	65-51
D 9 ... at Butler	W	60-52
D 14 ... Notre Dame (OT)	W	53-49
D 18 ... Oklahoma	L	40-56
D 21 ... at Marquette	L	47-55
D 23 ... So. California	W	61-56
J 1 ... Illinois	W	53-47
J 4 ... at Iowa	W	63-62
J 11 ... Indiana	W	70-49
J 20 ... at Michigan State	W	58-48
J 25 ... at Illinois	L	37-63
J 27 ... Northwestern	W	45-44
F 3 ... Iowa	W	60-53
F 8 ... Minnesota	W	60-51
F 10 ... at Michigan	W	52-51
F 15 ... at Northwestern S	W	54-42
F 22 ... Ohio State	L	56-57
F 24 ... at Purdue	W	72-60
M 1 ... at Minnesota	L	55-58
M 20 ... City College of NY %	L	56-70
M 22 ... Navy %	W	50-49
S — at Chicago Stadium		
% — NCAA Regionals, New York City		

1947-48
(12-8; Big Ten 7-5, 3rd-tie)
Coach: Harold Foster

D 6 ... Marquette	W	57-50
D 8 ... Butler	W	61-53
D 12 ... Pittsburgh	W	49-36
D 19 ... at California	L	61-73
D 20 ... at California	L	44-59
D 22 ... at Oklahoma	L	49-75
D 31 ... at Marquette	W	67-60
J 3 ... Illinois	W	52-47
J 5 ... Minnesota	W	59-50
J 10 ... at Indiana	W	58-54
J 12 ... Iowa	W	60-51
J 17 ... Michigan	L	39-43
J 19 ... Purdue	W	49-44
J 24 ... at Illinois	L	36-57
F 7 ... at Northwestern S	W	68-62
F 9 ... Michigan State	W	51-39
F 16 ... at Ohio State	L	47-53
F 21 ... at Iowa	L	40-62
F 23 ... Northwestern	W	59-54
M 1 ... at Minnesota	L	41-46
S — at Chicago Stadium		

1948-49
(12-10; Big Ten 5-7, 7th)
Coach: Harold Foster

D 1 ... Ripon	W	66-36
D 4 ... Marquette (OT)	W	67-63
D 9 ... Missouri	W	58-42
D 11 ... Loyola (IL)	L	37-40
D 13 ... at Notre Dame	L	54-60
D 21 ... at So. California	L	31-36
D 23 ... at UCLA	W	49-46
D 31 ... at Marquette	W	60-34
J 3 ... at Illinois	L	50-62
J 8 ... Creighton	W	75-39
J 10 ... at Minnesota	L	33-47
J 15 ... Indiana	W	58-48
J 17 ... Ohio State	L	54-57
F 5 ... Illinois	L	54-61
F 7 ... at Michigan	L	38-40
F 12 ... at Northwestern S	W	56-52
F 14 ... at Purdue	L	48-53
F 19 ... at Iowa	L	60-61
F 21 ... Northwestern	W	57-46
F 26 ... Western Ontario	W	79-45
F 28 ... Iowa	W	70-47
M 5 ... Minnesota	W	45-43
S — at Chicago Stadium		

1949-50
(17-5; Big Ten 9-3, 2nd)
Coach: Harold Foster

D 3 ... Marquette	W	63-48
D 6 ... Kansas State	W	56-48
D 8 ... Oregon State	L	36-49
D 10 ... at Loyola (IL)	W	68-55
D 13 ... Notre Dame	W	56-48
D 17 ... at Marquette	W	62-45
D 20 ... at Missouri	L	48-50
D 28 ... Rutgers #	W	68-55
D 30 ... UCLA	W	54-52
J 2 ... Illinois	W	59-50
J 7 ... at Indiana	L	59-61
J 14 ... Michigan	W	53-41
J 16 ... Minnesota	W	57-54
F 4 ... at Ohio State	L	47-61
F 6 ... at Michigan State	W	66-47
F 11 ... at Northwestern S	W	66-59
F 13 ... at Iowa (OT)	W	66-62
F 18 ... Iowa	W	53-44
F 20 ... Purdue	W	56-45
F 25 ... at Illinois	L	58-76
F 27 ... Northwestern	W	67-53
M 4 ... at Minnesota	W	60-54
# — at Iowa City, IA		
S — at Chicago Stadium		

1950-51
(10-12; Big Ten 7-7, 4th-tie)
Coach: Harold Foster

D 2 ... Marquette	W	49-42
D 8 ... Loyola (IL)	L	51-54
D 11 ... at Notre Dame	L	61-67
D 16 ... at Marquette	L	58-61
D 18 ... at Kansas State	L	58-77
D 19 ... at St. Louis (OT)	L	48-53
D 28 ... San Jose State	W	75-59
J 1 ... Illinois (OT)	L	69-71
J 6 ... at Michigan	W	61-52
J 8 ... at Michigan State	W	53-52
J 13 ... at Ohio State	W	74-67
J 15 ... Northwestern	W	68-56

F 1 ... Butler	W	60-35
F 3 ... at Minnesota	W	47-44
F 5 ... Ohio State	W	56-51
F 10 ... at Illinois	L	52-63
F 12 ... at Purdue	L	46-62
F 17 ... Iowa	L	60-73
F 24 ... Michigan State	W	35-29
F 26 ... Michigan	L	50-52
M 3 ... Purdue	L	61-64
M 5 ... at Indiana	L	58-68

1951-52
(10-12; Big Ten 5-9, 7th)
Coach: Harold Foster

D 1 ... Marquette	W	48-46
D 8 ... Notre Dame	L	53-63
D 13 ... Loyola (LA)	W	66-47
D 17 ... St. Louis	W	55-54
D 22 ... at Marquette	L	47-51
D 27 ... Oregon #	W	82-77
D 28 ... California #	L	49-68
J 5 ... Purdue	L	64-79
J 7 ... at Illinois	L	49-53
J 12 ... Ohio State	W	58-51
J 19 ... at Northwestern	W	74-58
J 21 ... at Michigan State	L	39-50
F 6 ... at Butler	W	62-60
F 9 ... Minnesota	L	47-54
F 11 ... at Purdue	L	67-78
F 16 ... Michigan State	L	55-57
F 18 ... at Michigan	L	55-56
F 23 ... Indiana	L	48-63
F 25 ... Michigan	W	69-53
M 1 ... at Ohio State	L	56-69
M 3 ... at Iowa	W	78-75
M 8 ... Illinois	W	58-48
# — at San Francisco		

1952-53
(13-9; Big Ten 10-8, 5th)
Coach: Harold Foster

D 5 ... Marquette	W	76-55
D 8 ... at Loyola (LA)	W	81-60
D 15 ... Iowa	W	75-70
D 20 ... at Purdue	L	59-65
D 26 ... California	W	64-57
D 27 ... Oregon #	L	64-66
D 29 ... at Iowa	L	66-83
J 3 ... Purdue	W	50-46
J 5 ... at Minnesota	L	53-64
J 10 ... at Illinois	L	61-71
J 12 ... Minnesota	W	76-74
J 17 ... at Northwestern	W	78-56
J 19 ... Ohio State	W	64-51
F 7 ... Illinois	L	61-65
F 9 ... at Indiana	L	48-66
F 14 ... Michigan	W	75-63
F 16 ... Indiana	L	70-72
F 21 ... at Michigan	W	74-52
F 23 ... at Michigan State	L	45-53
F 28 ... at Ohio State	W	69-63
M 7 ... Northwestern	W	74-58
M 9 ... Michigan State	W	58-51
# — at Iowa City, IA		

History

1953-54

(12-10; Big Ten 6-8, 5th-tie)

Coach: Harold Foster

D 1 ... Butler	W	70-54
D 4 ... at Marquette	W	64-56
D 7 ... at Loyola (IL)	W	75-54
D 12 ... Missouri	W	64-53
D 14 ... Oklahoma	L	65-69
D 19 ... at Louisiana State	W	82-66
D 21 ... at Tulane (OT)	L	55-57
D 28 ... Denver	W	67-48
J 2 ... Purdue	W	66-57
J 4 ... at Indiana	L	67-70
J 9 ... at Iowa	L	54-71
J 11 ... Northwestern	W	64-47
J 16 ... Indiana	L	74-90
J 18 ... at Michigan State	W	57-53
F 6 ... at Ohio State	W	79-73
F 13 ... Illinois (OT)	L	64-70
F 15 ... Minnesota	L	68-78
F 20 ... Michigan	W	77-56
F 22 ... at Illinois	L	64-66
F 27 ... at Purdue	L	66-71
M 1 ... Michigan State	W	79-56
M 6 ... at Minnesota	L	73-78

1954-55

(10-12; Big Ten 5-9, 6th-tie)

Coach: Harold Foster

D 4 ... at Notre Dame	L	61-72
D 6 ... Western Michigan	W	80-68
D 11 ... at Oklahoma	W	77-66
D 13 ... at Missouri	L	56-67
D 18 ... Louisiana State	W	107-68
D 20 ... Tulane	L	66-69
D 29 ... Princeton	W	66-64
J 1 ... at Illinois	W	79-64
J 3 ... Iowa	L	69-86
J 8 ... at Michigan State	L	77-94
J 10 ... at Michigan	L	63-90
J 15 ... Indiana	W	77-66
J 17 ... at Butler	W	57-53
F 5 ... Michigan State	L	70-73
F 7 ... at Indiana	L	58-65
F 12 ... Ohio State	W	86-63
F 14 ... at Purdue	L	63-75
F 19 ... Illinois	L	71-99
F 21 ... Minnesota	L	69-71
F 26 ... at Northwestern	L	72-80
F 28 ... Purdue	W	75-73
M 5 ... at Minnesota	W	78-72

1955-56

(6-16; Big Ten 4-10, 8th-tie)

Coach: Harold Foster

D 1 ... Butler	L	63-67
D 5 ... at Notre Dame	W	70-66
D 10 ... Kansas	L	66-74
D 12 ... So. Methodist	L	62-75
D 19 ... Nebraska	W	71-52
D 28 ... at Washington	L	53-54
D 29 ... at California	L	55-62
D 30 ... at Stanford	L	53-65
J 2 ... Purdue	L	66-78
J 7 ... Indiana	L	71-75
J 9 ... at Illinois	L	77-96
J 14 ... at Ohio State (2OT)	L	98-100
J 16 ... Michigan	W	69-58

F 4 ... at Northwestern	W	79-55
F 6 ... Iowa	L	74-78
F 11 ... Minnesota	L	71-77
F 13 ... at Indiana	W	69-67
F 18 ... at Iowa	L	66-80
F 20 ... Ohio State	L	71-79
F 25 ... at Michigan	L	68-78
F 27 ... at Michigan State	L	82-89
M 3 ... Northwestern	W	76-70

1956-57

(5-17; Big Ten 3-11, 9th)

Coach: Harold Foster

D 1 ... South Dakota (OT)	L	56-58
D 3 ... at Butler	L	50-54
D 8 ... Notre Dame	L	55-75
D 10 ... at Nebraska	L	51-53
D 15 ... Washington U.	W	41-38
D 20 ... at Bradley	L	62-74
D 22 ... at Kansas	L	62-83
D 29 ... Yale	W	64-46
J 5 ... at Northwestern	L	54-75
J 7 ... at Indiana	L	68-79
J 12 ... Illinois	L	63-79
J 14 ... at Michigan	L	62-71
J 19 ... Iowa	L	47-70
J 21 ... Ohio State	L	64-67
F 11 ... Michigan	W	70-65
F 16 ... at Ohio State	L	50-63
F 18 ... at Minnesota	L	53-85
F 23 ... Indiana	L	74-85
F 25 ... Michigan State	L	62-78
M 2 ... at Purdue	L	66-85
M 4 ... Northwestern	W	82-69
M 9 ... at Iowa	W	60-59

1957-58

(8-14; Big Ten 3-11, 10th)

Coach: Harold Foster

D 2 ... South Dakota	W	63-56
D 7 ... Notre Dame	L	53-75
D 9 ... at Washington U.	W	43-33
D 16 ... Rice	W	67-62
D 19 ... Butler	W	59-58
D 27 ... at New Mexico #	W	61-59
D 28 ... Wyoming #	L	65-93
D 30 ... at Utah	L	70-72
J 4 ... Illinois	L	59-64
J 6 ... at Michigan	L	49-70
J 11 ... Ohio State	W	67-64
J 13 ... at Illinois	W	71-70
J 18 ... at Purdue	L	47-62
J 20 ... Michigan State	W	66-52
F 8 ... Minnesota	L	66-71
F 10 ... Indiana	L	87-93
F 15 ... Purdue	L	76-81
F 17 ... at Iowa	L	61-74
F 22 ... at Michigan State	L	59-93
F 24 ... at Minnesota	L	63-71
M 1 ... at Northwestern	L	65-82
M 3 ... Michigan	L	65-72
# — New Mexico Classic, Albuquerque		

1958-59

(3-19; Big Ten 1-13, 10th)

Coach: Harold Foster

D 2 ... Marquette	L	47-76
D 6 ... at Rice	L	37-78
D 8 ... at So. Methodist	L	63-81
D 13 ... Notre Dame	W	56-54
D 15 ... Missouri	W	68-60
D 19 ... Washington	L	48-62
D 20 ... California #	L	53-68
D 30 ... at Butler	L	55-69
J 3 ... at Minnesota	L	66-79
J 5 ... Illinois	L	51-77
J 10 ... at Purdue	L	61-84
J 12 ... Michigan	L	74-84
F 2 ... Michigan State	L	57-88
F 7 ... at Ohio State	L	72-78
F 9 ... Purdue	W	91-86
F 14 ... Iowa	L	84-94
F 16 ... at Illinois	L	54-93
F 21 ... Minnesota	L	50-69
F 23 ... at Michigan	L	63-87
F 28 ... Northwestern	L	82-86
M 2 ... at Michigan State	L	73-93
M 7 ... at Indiana	L	71-97
# — at Iowa City, IA		

1959-60

(8-16; Big Ten 4-10, 9th)

Coach: John Erickson

D 1 ... Butler	L	82-88
D 5 ... Iowa State	L	53-71
D 7 ... at Notre Dame	L	58-78
D 12 ... Loyola (IL)	W	85-67
D 14 ... at Missouri	L	66-78
D 19 ... at Marquette	L	66-84
D 21 ... Stanford	W	61-60
D 26 ... Boston College #	W	95-82
D 28 ... at Canisius #	L	65-80
J 2 ... Michigan State	L	79-91
J 4 ... Iowa	L	64-71
J 9 ... at Purdue	L	69-99
J 11 ... Northwestern	L	69-77
J 27 ... North Dakota	W	92-80
J 30 ... at Minnesota	L	72-86
F 6 ... Indiana	L	85-97
F 8 ... Ohio State	L	69-106
F 13 ... at Indiana	L	71-91
F 15 ... at Iowa	W	63-58
F 20 ... Illinois	W	75-63
F 22 ... at Michigan (OT)	W	88-82
F 27 ... at Ohio State	L	68-93
F 29 ... at Northwestern	L	59-73
M 5 ... Purdue	W	89-80
# — Queen City Tournament, Buffalo, NY		

1960-61

(7-17; Big Ten 4-10, 8th)

Coach: John Erickson

D 1 ... at Butler	L	58-73
D 3 ... Air Force	W	80-67
D 5 ... at Iowa State	L	76-88
D 10 ... Marquette	W	55-51
D 17 ... at Bradley	L	66-88
D 20 ... Nevada	W	89-56
D 28 ... Oregon State #	L	54-56
D 29 ... at Portland # (OT)	L	71-79
D 30 ... Washington State #	L	72-78
J 7 ... at Michigan State	W	74-71
J 9 ... Iowa	L	68-76
J 28 ... at Loyola (IL)	L	79-87
J 30 ... Ohio State	L	68-100

History

F 4 ... at Purdue	L	58-69
F 6 ... at Illinois	L	73-77
F 11 ... at Northwestern	L	52-54
F 13 ... at Iowa	L	61-63
F 18 ... Indiana	L	84-98
F 20 ... Minnesota	W	83-75
F 25 ... at Ohio State	L	74-97
F 27 ... Michigan	W	76-68
M 4 ... Northwestern	W	75-61
M 6 ... at Indiana	L	69-80
M 11 ... Purdue	L	81-88

— Far West Classic, Portland, OR

1961-62

(17-7; Big Ten 10-4, 2nd)

Coach: John Erickson

D 2 ... South Dakota	W	99-63
D 4 ... Florida State	W	64-63
D 9 ... Cincinnati	L	67-86
D 11 ... Washington U.	W	91-63
D 16 ... Pacific	W	92-68
D 20 ... at Marquette	L	75-92
D 26 ... Providence #	W	95-84
D 28 ... Dayton #	W	105-93
D 30 ... Cincinnati #	L	71-101
J 6 ... Iowa	W	91-79
J 8 ... at Michigan State	W	83-78
J 23 ... North Dakota State	W	102-50
J 27 ... Purdue	W	89-86
J 29 ... at Illinois	W	85-81
F 3 ... at Minnesota	W	94-88
F 5 ... Michigan	L	74-81
F 10 ... Michigan State	W	77-72
F 12 ... at Indiana	W	105-94
F 17 ... at Michigan	L	65-84
F 19 ... Illinois	W	103-101
F 24 ... at Northwestern	W	65-64
F 26 ... Minnesota	L	90-92
M 3 ... Ohio State	W	86-67
M 10 ... at Iowa	L	64-81

— ECAC Holiday Festival, New York City

1962-63

(14-10; Big Ten 7-7, 6th)

Coach: John Erickson

D 1 ... at Air Force	W	72-64
D 3 ... at Arizona	L	46-51
D 8 ... Texas-El Paso	W	73-59
D 10 ... Indiana State	L	86-87
D 15 ... Miami (OH)	W	84-58
D 19 ... Marquette	W	76-58
D 22 ... UCLA	L	63-77
D 28 ... Utah #	W	94-72
D 29 ... at Marquette #	W	70-56
J 5 ... at Purdue	W	74-66
J 12 ... Michigan State	L	68-75
J 14 ... at Iowa	L	56-65
J 26 ... St. John's (NY)	W	85-52
F 2 ... Minnesota	L	68-69
F 4 ... at Michigan	W	81-78
F 9 ... at Ohio State	L	70-94
F 11 ... Illinois	W	84-77
F 16 ... Northwestern	W	78-65
F 18 ... at Minnesota	L	48-72
F 23 ... at Illinois	L	77-89
F 25 ... Indiana	W	102-96
M 2 ... at Michigan State (OT)	W	92-89
M 4 ... Iowa	W	75-69
M 9 ... Michigan	L	80-82

— Milwaukee Classic

1963-64

(8-16; Big Ten 2-12, 10th)

Coach: John Erickson

D 2 ... Kent	W	88-77
D 7 ... Ohio	L	76-77
D 10 ... Pittsburgh	W	85-83
D 14 ... at Cincinnati	L	60-65
D 17 ... Gonzaga	W	115-71
D 20 ... at Kentucky #	L	85-108
D 21 ... Princeton # (OT)	L	87-90
D 27 ... Dartmouth S	W	94-68
D 28 ... Georgia Tech S	W	104-84
J 4 ... Ohio State	L	85-101
J 6 ... at Michigan State	L	90-106
J 11 ... at Northwestern	L	63-76
J 13 ... Iowa	W	79-61
J 28 ... at Marquette	W	72-68
F 1 ... at Minnesota	L	92-111
F 8 ... Purdue	W	81-80
F 11 ... Northwestern	L	64-72
F 15 ... at Ohio State	L	74-92
F 17 ... Indiana (2OT)	L	80-82
F 22 ... Michigan	L	59-103
F 24 ... at Indiana	L	82-108
F 29 ... at Purdue	L	83-97
M 2 ... Minnesota	L	96-105
M 7 ... at Illinois	L	73-97

— Kentucky Invitational
S — Milwaukee Classic

1964-65

(9-13; Big Ten 4-10, 8th)

Coach: John Erickson

D 1 ... Houston	W	76-65
D 8 ... at Pittsburgh	W	80-63
D 12 ... Bowling Green	W	87-56
D 15 ... Illinois	L	56-70
D 18 ... Boston College #	L	85-86
D 19 ... at Marquette #	L	61-62
D 26 ... Boston College S	W	70-69
J 4 ... at Iowa	L	62-92
J 9 ... at Minnesota	L	57-81
J 11 ... Purdue	W	76-66
J 13 ... Marquette	L	58-59
J 30 ... at Ohio State	L	86-98
F 1 ... at Notre Dame	W	98-90
F 6 ... Ohio State	L	71-73
F 13 ... at Purdue	L	74-83
F 16 ... Minnesota	L	91-101
F 20 ... at Indiana	L	87-101
F 23 ... Northwestern (OT)	W	93-87
F 27 ... Michigan State	W	99-89
M 2 ... at Michigan	L	75-98
M 6 ... at Northwestern	W	88-76
M 8 ... Indiana	L	73-92

— Milwaukee Classic
S — Rainbow Classic, Honolulu

1965-66

(11-13; Big Ten 6-8, 7th)

Coach: John Erickson

D 1 ... Nebraska	L	88-101
D 4 ... Notre Dame	W	97-79
D 11 ... at Houston	L	57-82
D 14 ... Illinois	L	70-90
D 17 ... Washington #	L	67-81
D 18 ... West Virginia #	L	93-101
D 20 ... Montana	W	76-72
D 22 ... at Cincinnati	L	74-87
D 29 ... Pennsylvania	W	84-70
J 3 ... at Marquette	W	73-72
J 8 ... Iowa	W	69-68

J 11 ... at Illinois	L	64-80
J 27 ... Hardin-Simmons	W	83-63
J 29 ... Michigan	L	67-69
J 31 ... at Ohio State (OT)	L	81-87
F 5 ... at Michigan State	L	65-79
F 7 ... Indiana	W	79-78
F 12 ... at Michigan	L	102-120
F 19 ... Michigan State	W	78-77
F 21 ... at Northwestern	L	65-76
F 26 ... at Iowa	L	70-80
F 28 ... Northwestern	W	90-62
M 5 ... Purdue	W	69-68
M 7 ... at Minnesota	W	87-74

— Milwaukee Classic

1966-67

(13-11; Big Ten 8-6, 4th)

Coach: John Erickson

D 3 ... Cincinnati (OT)	L	70-77
D 10 ... at Bowling Green	L	69-81
D 13 ... Iowa State	W	80-73
D 16 ... Fordham #	W	67-66
D 17 ... South Carolina #	W	88-84
D 19 ... at Illinois	L	74-87
D 28 ... at UCLA S	L	56-100
D 29 ... Michigan S	L	88-98
D 30 ... Arizona S	W	104-77
J 4 ... Marquette	L	60-66
J 7 ... at Purdue	W	79-76
J 10 ... Michigan	W	98-90
J 25 ... South Dakota	W	94-53
J 28 ... at Michigan State	L	61-68
F 4 ... Ohio State (OT)	L	84-90
F 11 ... at Indiana	L	81-93
F 14 ... Minnesota	W	85-75
F 18 ... at Iowa (3OT)	W	96-95
F 21 ... Northwestern	W	110-94
F 25 ... Michigan State	W	68-64
F 28 ... at Northwestern	L	82-91
M 4 ... Michigan %	W	80-79
M 7 ... Iowa (OT)	L	87-90
M 11 ... Illinois	W	102-92

— Milwaukee Classic
S — Los Angeles Classic
% — at Detroit

1967-68

(13-11; Big Ten 7-7, 5th)

Coach: John Erickson

D 2 ... DePauw	W	90-68
D 5 ... Notre Dame	L	73-81
D 9 ... So. Methodist	W	120-82
D 15 ... Louisiana State #	W	96-94
D 16 ... at Marquette #	W	70-62
D 20 ... Florida	W	86-81
D 27 ... at Pennsylvania S	W	86-67
D 28 ... Temple S	L	80-82
D 29 ... Duquesne S	L	66-76
J 6 ... Michigan	W	77-75
J 9 ... at Purdue	L	79-99
J 11 ... at Marquette	L	56-71
J 16 ... Michigan State	W	70-68
J 30 ... at Minnesota	W	72-62

History

F 3 ... at Ohio State	L	64-86
F 6 ... Illinois	L	60-68
F 10 ... Indiana	W	95-83
F 12 ... Ohio State	W	86-78
F 17 ... at Iowa	L	61-69
F 24 ... at Michigan State	L	77-87
F 27 ... Minnesota	W	94-82
M 2 ... Purdue	W	104-84
M 5 ... at Indiana	L	85-93
M 9 ... at Northwestern	L	75-77
# — Milwaukee Classic		
S — Quaker City Classic, Philadelphia		

1968-69

(11-13; Big Ten 5-9, 8th-tie)
Coach: John Powless

N 30 ... at Nebraska	L	55-68
D 3 ... Kansas	W	67-62
D 7 ... North Dakota	W	94-48
D 11 ... at Notre Dame	L	56-57
D 14 ... Northern Illinois	W	69-67
D 21 ... at Florida	L	66-71
D 27 ... Ohio #	W	74-68
D 28 ... at Marquette #	L	56-59
D 31 ... Kentucky S	W	69-65
J 4 ... Purdue	L	80-86
J 7 ... at Michigan State	L	67-77
J 11 ... at Ohio State	L	69-84
J 14 ... Minnesota	W	68-61
J 28 ... Marquette	W	56-50
F 1 ... at Illinois	L	73-86
F 4 ... Indiana	L	63-65
F 8 ... Ohio State	W	77-73
F 11 ... at Minnesota	W	69-63
F 15 ... at Purdue	L	69-87
F 22 ... Michigan State	W	76-64
F 25 ... at Indiana	L	84-101
M 1 ... at Michigan	L	79-84
M 4 ... Northwestern	L	70-72
M 8 ... Iowa	W	84-74
# — Milwaukee Classic		
S — at Chicago Stadium		

1969-70

(10-14; Big Ten 5-9, 6th-tie)
Coach: John Powless

D 1 ... Ball State	W	88-74
D 6 ... at So. Methodist	W	78-76
D 8 ... at Kansas	L	60-76
D 13 ... Southern Illinois	L	69-74
D 16 ... at Iowa State	L	73-84
D 20 ... Pittsburgh	W	85-71
D 26 ... Utah State #	W	81-74
D 27 ... at Marquette #	L	43-64
J 3 ... Illinois	L	69-74
J 6 ... at Purdue	L	74-90
J 10 ... Iowa	L	74-92
J 13 ... Minnesota	W	90-84
J 27 ... at Marquette	L	51-60
J 31 ... Ohio	W	72-69
F 3 ... at Illinois	W	66-65
F 7 ... Michigan State	W	89-79
F 10 ... at Iowa	L	100-119
F 14 ... Michigan	W	84-74
F 17 ... Indiana	L	77-89
F 21 ... at Northwestern	L	75-82
F 24 ... Ohio State	L	86-98
F 28 ... at Michigan	W	90-86
M 3 ... Northwestern	L	82-87
M 7 ... at Ohio State	L	87-96
# — Milwaukee Classic		

1970-71

(9-15; Big Ten 4-10, 7th-tie)
Coach: John Powless

D 1 ... Eastern Illinois	W	102-84
D 5 ... Michigan Tech	W	114-70
D 8 ... at Pittsburgh	L	76-81
D 12 ... Loyola (LA)	W	94-83
D 15 ... at Ohio	L	80-81
D 19 ... Tulane	W	96-77
D 29 ... Texas #	W	89-73
D 30 ... at Marquette #	L	69-72
J 4 ... Australia	E	94-63
J 9 ... Michigan	L	89-90
J 12 ... at Illinois	L	82-84
J 16 ... at Ohio State	L	69-83
J 19 ... Northwestern	W	87-72
F 2 ... Marquette	L	75-89
F 6 ... Iowa	L	91-93
F 9 ... at Southern Illinois	L	75-86
F 13 ... at Northwestern	L	91-101
F 16 ... Ohio State	L	71-79
F 20 ... at Michigan State	L	78-97
F 23 ... Illinois	W	88-84
F 27 ... at Iowa	W	89-83
M 2 ... Indiana (2OT)	W	94-87
M 6 ... at Minnesota	L	98-104
M 9 ... Purdue	L	77-81
M 13 ... at Michigan	L	73-93
# — Milwaukee Classic		

1971-72

(13-11; Big Ten 6-8, 5th-tie)
Coach: John Powless

D 1 ... Michigan Tech	W	107-74
D 4 ... at Tulane	L	70-72
D 6 ... at Loyola (LA)	W	67-66
D 8 ... DePauw	W	92-69
D 11 ... Northern Michigan	W	104-65
D 13 ... Florida Tech	W	90-58
D 15 ... Australia	E	90-78
D 18 ... Pittsburgh	W	80-63
D 27 ... Marshall #	L	83-85
D 28 ... Georgetown #	W	82-62
J 3 ... at Marquette	L	60-72
J 8 ... Iowa	W	81-80
J 11 ... at Michigan State	L	76-83
J 15 ... at Indiana (OT)	W	66-64
J 18 ... Minnesota	L	59-65
F 5 ... at Ohio State	L	69-79
F 12 ... Indiana (OT)	L	76-84
F 15 ... at Purdue	W	84-65
F 19 ... at Minnesota	L	73-76
F 22 ... Purdue	W	66-60
F 26 ... at Illinois	L	86-91
F 29 ... Michigan State	W	101-74
M 4 ... Northwestern	L	82-90
M 7 ... at Michigan	L	70-93
M 11 ... Illinois	W	97-84
# — Milwaukee Classic		

1972-73

(11-13; Big Ten 5-9, 9th)
Coach: John Powless

N 25 ... at UCLA	L	53-94
D 2 ... SIU-Edwardsville	W	100-74
D 4 ... at Oral Roberts	L	76-90
D 9 ... South Dakota	W	87-63
D 19 ... West Virginia	W	77-59
D 29 ... Yale #	W	90-64
D 30 ... at Marquette # (2OT)	L	73-75
J 3 ... at Pittsburgh	W	72-70
J 6 ... Indiana	L	64-78
J 8 ... at Illinois	L	74-76
J 13 ... at Minnesota	L	54-78
J 20 ... Michigan State	W	93-80
J 22 ... at Purdue	L	59-66
J 27 ... at Northwestern	L	73-74
J 29 ... Minnesota	L	64-81
F 3 ... Ohio State	W	84-76
F 6 ... Marquette	L	58-64
F 10 ... Illinois	W	99-88
F 17 ... at Iowa	L	76-100
F 20 ... at Ohio	W	82-68
F 24 ... at Indiana	L	55-57
F 26 ... Purdue	W	71-63
M 3 ... Michigan	W	94-79
M 10 ... at Michigan State (OT)	L	78-79
# — Milwaukee Classic		

1973-74

(16-8; Big Ten 8-6, 4th-tie)
Coach: John Powless

D 1 ... Rollins	W	77-55
D 3 ... California-Davis	W	97-53
D 8 ... North Dakota State	W	88-60
D 15 ... DePauw	W	92-51
D 19 ... at West Virginia	W	69-62
D 22 ... UW-Milwaukee	W	73-46
D 28 ... So. Methodist #	W	74-73
D 29 ... at Marquette # (OT)	L	48-49
J 5 ... Northwestern	W	87-53
J 9 ... Ohio	W	69-68
J 12 ... at Indiana	L	51-52
J 19 ... Illinois	W	101-75
J 26 ... Ohio State	W	69-64
J 28 ... at Michigan	L	75-83
F 2 ... at Minnesota (OT)	L	63-64
F 5 ... at Marquette	L	58-59
F 9 ... Iowa	W	113-87
F 11 ... Indiana	L	63-81
F 16 ... at Purdue	L	80-107
F 23 ... at Ohio State	W	68-56
F 25 ... Michigan	L	74-79
M 2 ... Michigan State	W	87-80
M 4 ... at Iowa	W	74-58
M 9 ... at Northwestern	W	77-62
# — Milwaukee Classic		

History

1974-75

(8-18; Big Ten 5-13, 8th)

Coach: John Powless

N 30	Ohio	W	71-62
D 4	St. Mary's (CA)	L	60-62
D 7	Iowa State	W	86-84
D 18	Stanford	L	67-89
D 21	Brown	W	79-68
D 27	Virginia #	L	78-86
D 28	Georgia # (OT)	L	89-91
J 2	Minnesota	L	46-61
J 4	at Northwestern	L	66-69
J 11	at Purdue	L	49-88
J 13	at Illinois	L	56-72
J 18	Ohio State	L	67-69
J 20	Indiana	L	69-89
J 25	at Michigan State	L	87-105
J 27	at Michigan (OT)	L	73-75
F 1	Iowa (OT)	W	86-85
F 4	Marquette	L	63-69
F 8	Purdue	L	64-69
F 10	Illinois	W	76-70
F 15	at Ohio State	L	70-76
F 17	at Indiana	L	58-93
F 22	Michigan State	W	103-96
F 24	Michigan	W	70-68
M 1	at Iowa	L	68-75
M 3	at Minnesota	L	58-65
M 8	Northwestern	W	94-70

— Milwaukee Classic

1975-76

(10-16; Big Ten 4-14, 9th)

Coach: John Powless

N 19	Windsor (Canada)	E	99-68
N 29	DePauw	W	105-63
D 3	North Dakota State	W	87-79
D 6	Loyola (IL)	W	88-73
D 8	Northern Illinois	W	97-77
D 13	Northern Michigan	W	92-59
D 16	at Marquette	L	54-78
D 29	Stanford #	W	70-64
D 30	at Marquette #	L	66-82
J 3	Michigan State	W	70-63
J 5	Ohio State (OT)	W	82-81
J 8	Michigan	L	81-106
J 10	at Purdue	L	72-87
J 12	at Illinois	L	61-71
J 17	Iowa	L	71-81
J 19	Minnesota	L	84-96
J 24	at Northwestern	L	60-62
J 31	at Indiana	L	61-114
F 2	at Michigan	L	86-107
F 7	Purdue	L	74-85
F 9	Illinois	L	59-70
F 14	at Iowa	L	82-96
F 16	at Minnesota	L	74-98
F 21	Northwestern	L	77-90
F 26	Indiana	L	67-96
M 1	at Ohio State	W	91-79
M 6	at Michigan State	W	86-82

— Milwaukee Classic

1976-77

(11-16; Big Ten 7-11, 7th-tie)

Coach: Bill Cofield

N 27	at Kentucky	L	64-72
D 2	St. Mary's (CA)	W	82-76
D 6	DePauw	W	68-66
D 11	at Stanford	L	66-70
D 13	at Northern Illinois	L	57-81
D 15	Loyola (IL)	W	71-68
D 27	Boston College #	W	74-66
D 28	at Marquette #	L	57-64
J 6	at Michigan State	L	61-84
J 8	at Michigan	L	63-66
J 13	Ohio State	L	58-60
J 15	Indiana	L	64-79
J 20	Northwestern	W	61-60
J 22	at Minnesota %	W	64-82
J 24	at Purdue	L	71-81
J 27	Michigan	L	64-69
J 29	Michigan State (3OT)	W	87-83
F 3	at Illinois	L	72-82
F 5	at Iowa	L	73-90
F 10	Purdue	W	76-74
F 12	Illinois	W	62-50
F 19	at Northwestern	L	88-98
F 21	Marquette	L	58-73
F 24	at Indiana	W	66-64
F 26	at Ohio State (OT)	L	80-82
M 3	Minnesota %	W	61-64
M 5	Iowa (2OT)	L	93-94

— Milwaukee Classic

% — Game later forfeited by Minnesota

1977-78

(8-19; Big Ten 4-14, 9th-tie)

Coach: Bill Cofield

D 1	UW-Milwaukee	W	72-66
D 3	Canisius	W	96-70
D 7	at George Washington	L	74-77
D 9	at Providence	L	62-73
D 12	at Iowa State	L	73-82
D 14	DePauw	L	62-85
D 29	Loyola (LA)	W	71-70
D 31	Northern Illinois (OT)	W	74-73
J 5	at Ohio State	L	61-77
J 7	at Michigan State	L	63-74
J 12	Purdue	L	70-79
J 14	Indiana	W	78-65
J 19	at Michigan	L	64-83
J 21	Minnesota	L	51-61
J 28	Northwestern	L	85-93
J 30	at Iowa	L	73-88
F 2	at Illinois	L	71-74
F 4	Iowa	W	82-72
F 9	at Minnesota	L	55-64
F 11	Illinois	W	80-73
F 14	at Marquette	L	64-75
F 16	Michigan	L	66-68
F 18	at Northwestern	W	81-80
F 23	at Indiana	L	54-58
F 25	at Purdue	L	78-87
M 2	Michigan State	L	75-89
M 4	Ohio State	L	78-83

1978-79

(12-15; Big Ten 6-12, 8th-tie)

Coach: Bill Cofield

N 24	UW-Milwaukee	W	74-55
N 28	at St. John's (NY)	W	73-68
D 1	Long Island #	W	89-70
D 2	St. Louis #	W	66-63
D 9	Loyola (IL)	W	79-74
D 16	at DePauw	L	78-84
D 23	Marquette	W	65-52
D 28	at Louisville S	L	53-70
D 29	Oral Roberts S	L	69-102
J 4	at Michigan State	L	55-64
J 6	at Ohio State	L	71-82
J 11	Northwestern	W	95-82
J 13	Michigan	W	77-66
J 18	Illinois	L	74-81
J 20	at Minnesota	L	72-82
J 25	at Indiana	L	61-82
J 27	at Purdue	L	60-73
F 1	Iowa	L	64-70
F 3	Purdue	L	48-54
F 8	Minnesota	L	72-74
F 10	at Iowa	L	65-79
F 15	at Illinois	L	64-81
F 17	Indiana (OT)	L	62-68
F 22	at Michigan	W	66-65
F 24	at Northwestern	W	72-70
M 1	Ohio State	W	76-73
M 3	Michigan State	W	83-81

— Wisconsin Invitational, Madison

S — Holiday Classic, Louisville, KY

1979-80

(15-14; Big Ten 7-11, 8th)

Coach: Bill Cofield

N 12	Yugoslavia	E	70-93
N 30	Oklahoma City #	W	99-92
D 1	E. Tennessee State #	W	68-56
D 5	at DePauw	L	77-90
D 8	Alabama	L	62-66
D 12	Eastern Michigan	W	69-57
D 15	at Marquette	W	57-56
D 22	Cleveland State	W	103-78
D 23	Morgan State	W	94-42
D 27	Nebraska S (OT)	L	82-83
D 29	Nevada S	W	86-61
D 30	Army S	W	78-54
J 3	Northwestern	W	75-66
J 5	Indiana	W	52-50
J 10	at Minnesota (OT)	L	76-82
J 12	at Iowa	L	65-66
J 17	at Michigan State	L	61-62
J 19	Illinois	L	64-69
J 24	Purdue (OT)	L	60-73
J 26	at Ohio State	W	72-71
J 31	Michigan (OT)	L	69-73
F 2	Ohio State	W	70-67
F 7	at Illinois	L	50-67
F 9	at Michigan	L	59-68
F 14	Michigan State	W	80-66
F 16	at Purdue	L	61-69
F 21	Iowa	W	62-58
F 23	Minnesota	W	70-55
F 28	at Indiana	L	52-61
M 1	at Northwestern	L	50-53

— Wisconsin Invitational, Madison

S — Rainbow Classic, Honolulu

History

1980-81

(11-16; Big Ten 5-13, 9th)
Coach: Bill Cofield

N 13 ... Team Fiat	E	77-70
D 1 ... at Alabama	L	75-90
D 5 ... Kentucky State #	W	77-65
D 6 ... UW-Green Bay # (20T)	W	68-66
D 9 ... Ball State	W	85-72
D 12 ... Davidson S	L	63-67
D 13 ... at UNC-Charlotte S	W	71-63
D 22 ... Texas Southern	W	58-49
D 31 ... Central Michigan	W	69-62
J 8 ... at Minnesota	L	60-76
J 10 ... at Northwestern	L	48-50
J 15 ... Iowa	L	66-76
J 17 ... Purdue	L	69-71
J 22 ... Michigan State	W	63-62
J 24 ... at Illinois	W	54-45
J 29 ... at Ohio State	L	67-71
J 31 ... Michigan	L	67-74
F 5 ... at Indiana	L	64-89
F 7 ... at Michigan	L	64-71
F 12 ... Illinois	L	65-84
F 14 ... Indiana	L	52-59
F 19 ... at Michigan State	L	65-74
F 21 ... Ohio State	W	77-63
F 26 ... at Purdue	L	61-72
F 28 ... at Iowa	L	75-96
M 5 ... Northwestern	W	60-57
M 7 ... Minnesota (OT)	W	60-58
M 10 ... Marquette	L	53-64

— Wisconsin Invitational, Madison
S — First Union Classic, Charlotte, NC

1981-82

(6-21; Big Ten 3-15, 10th)
Coach: Bill Cofield

N 16 ... China	E	88-81
D 4 ... Illinois-Chicago #	L	66-74
D 5 ... UW-Green Bay #	W	77-65
D 9 ... at Central Michigan	L	68-71
D 12 ... Ball State	W	71-70
D 21 ... Northern Iowa	W	65-53
D 27 ... Oregon S	L	82-85
D 28 ... Tennessee S	L	67-79
D 29 ... Iowa State S	L	79-103
J 7 ... at Michigan	W	65-63
J 9 ... at Ohio State	L	59-67
J 14 ... Northwestern	L	55-61
J 16 ... Iowa	L	62-78
J 21 ... Minnesota	L	57-78
J 23 ... at Michigan State	L	58-68
J 28 ... Indiana	L	56-62
J 30 ... at Purdue	L	67-81
F 4 ... at Illinois	L	54-88
F 6 ... Purdue	L	46-55
F 11 ... at Minnesota	L	60-71
F 13 ... Illinois	L	60-68
F 18 ... at Indiana	L	57-88
F 20 ... Michigan State	W	65-60
F 25 ... at Iowa	L	55-79
F 27 ... at Northwestern	W	61-60
M 4 ... Ohio State	L	75-77
M 6 ... Michigan	L	84-91
M 9 ... at Marquette	L	64-94

— Wisconsin Invitational, Madison
S — Far West Classic, Portland, OR

1982-83

(8-20; Big Ten 3-15, 10th)
Coach: Steve Yoder

N 11 ... Windsor (Canada)	E	94-58
N 27 ... Washington State	L	64-66
N 29 ... Toledo	W	79-71
D 1 ... Northern Iowa	W	76-69
D 4 ... Kansas State	W	64-52
D 8 ... at Ball State	L	66-76
D 11 ... Central Michigan	W	83-67
D 20 ... at Northern Illinois #	W	58-55
D 28 ... Georgetown S	L	43-71
D 29 ... at So. California S	L	76-86
J 6 ... Purdue	L	64-80
J 8 ... Illinois	L	54-61
J 13 ... at Michigan State	L	66-86
J 15 ... at Michigan	L	57-62
J 20 ... Northwestern	W	49-45
J 22 ... Iowa	W	65-62
J 29 ... Minnesota	L	58-65
F 3 ... at Indiana	L	73-83
F 5 ... at Ohio State	L	69-82
F 9 ... Ohio State	L	65-68
F 12 ... Indiana	L	56-75
F 17 ... Marquette	L	62-68
F 19 ... at Minnesota	L	71-78
F 24 ... at Iowa	L	63-93
F 26 ... at Northwestern %	L	57-64
M 2 ... Michigan	W	82-70
M 5 ... Michigan State	L	65-91
M 10 ... at Illinois	L	64-71
M 12 ... at Purdue	L	64-79

— at Metro Centre, Rockford, IL
S — Winston Tire Classic, Los Angeles
% — at Alumni Hall (DePaul), Chicago

1983-84

(8-20; Big Ten 4-14, 10th)
Coach: Steve Yoder

N 9 ... Yugoslavia	E	59-83
N 26 ... Florida A&M	W	100-56
D 1 ... at Northern Iowa	L	59-60
D 3 ... Southern Illinois	W	78-72
D 5 ... Nebraska (20T)	L	69-71
D 7 ... Northern Illinois	W	90-68
D 10 ... at Kansas State	L	64-71
D 20 ... at Toledo	L	60-73
D 29 ... Oklahoma State #	L	84-89
D 30 ... Yale #	W	87-77
J 5 ... at Purdue	L	65-84
J 7 ... Illinois (OT)	L	62-63
J 12 ... Michigan State	W	81-74
J 14 ... Michigan	W	71-64
J 19 ... at Northwestern (OT)	W	61-60
J 21 ... at Iowa	L	62-75
J 25 ... at Minnesota	L	62-75
F 2 ... Ohio State	L	74-85
F 4 ... Indiana	L	67-81
F 9 ... at Indiana	L	64-74
F 11 ... at Ohio State	L	65-71
F 15 ... Minnesota	L	67-68
F 16 ... at Marquette	L	59-74
F 23 ... Iowa	L	55-63
F 26 ... Northwestern	W	54-47
M 1 ... at Michigan	L	75-84
M 3 ... at Michigan State	L	59-78
M 6 ... Purdue	L	48-61
M 10 ... at Illinois	L	57-81

— Merrill Lynch Classic, Dayton, OH

1984-85

(14-14; Big Ten 5-13, 9th)
Coach: Steve Yoder

N 21 ... Yugoslavia (Zadar)	E	76-67
N 25 ... Morgan State	W	93-78
D 1 ... Washington State	W	61-59
D 3 ... Kentucky State	W	88-74
D 6 ... South Dakota	W	96-56
D 8 ... Central Michigan	W	74-63
D 12 ... at Nebraska	L	51-53
D 14 ... Dartmouth	W	90-70
D 22 ... at Northern Illinois #	W	83-71
D 28 ... Texas A&M S	W	71-69
D 29 ... at New Mexico S	W	83-74
J 5 ... at Northwestern	W	52-51
J 9 ... at Ohio State	L	88-99
J 12 ... at Indiana	L	68-90
J 17 ... Illinois	L	67-78
J 19 ... Purdue	L	68-72
J 24 ... at Minnesota	L	62-72
J 26 ... at Iowa	L	65-105
J 31 ... Michigan State	L	68-77
F 2 ... Michigan	L	81-94
F 7 ... Indiana	L	54-58
F 9 ... Ohio State	W	92-78
F 14 ... at Purdue	L	52-67
F 16 ... at Illinois	L	49-68
F 20 ... Iowa	W	54-53
F 24 ... Minnesota	W	65-61
F 28 ... at Michigan	L	68-88
M 2 ... at Michigan State	L	63-83
M 9 ... Northwestern	W	61-53

— at Metro Centre, Rockford, IL
S — Lobo Invitational, Albuquerque, NM

1985-86

(12-16; Big Ten 4-14, 9th)
Coach: Steve Yoder

N 6 ... Czechoslovakia	E	103-83
N 22 ... at South Carolina	W	68-65
N 27 ... Cal. State-Los Angeles	W	104-88
N 30 ... Marquette	W	75-74
D 2 ... San Francisco State	W	90-61
D 5 ... East Texas State	W	82-60
D 7 ... Miami (FL)	W	88-66
D 9 ... at Washington State	W	74-68
D 12 ... Northern Illinois	W	76-67
D 27 ... Boston College #	L	72-74
D 28 ... Princeton #	L	49-54
J 4 ... Northwestern	W	57-52
J 9 ... Ohio State	L	61-78
J 11 ... Indiana	L	69-80
J 16 ... at Illinois	L	54-73
J 19 ... at Purdue	L	73-100
J 23 ... Minnesota	L	65-67
J 25 ... Iowa	W	69-63
J 30 ... at Michigan State	L	81-83
F 1 ... at Michigan	L	64-91
F 6 ... at Indiana	L	69-78
F 8 ... at Ohio State	L	71-73
F 13 ... Purdue	L	78-80
F 15 ... Illinois	L	74-82
F 20 ... at Iowa	L	48-101
F 22 ... at Minnesota	W	70-64
F 26 ... Michigan	L	74-97
M 2 ... Michigan State	L	71-84
M 9 ... at Northwestern	W	70-68

— Fiesta Bowl Classic, Tucson, AZ

History

1986-87

(14-17; Big Ten 4-14, 8th)

Coach: Steve Yoder

N 11 ... Poland E	72-74
N 28 ... Nebraska-Omaha W	86-47
N 29 ... South Florida W	65-51
D 1 ... at Marquette L	71-84
D 4 ... South Carolina W	47-45
D 6 ... at Central Michigan L	66-80
D 8 ... at Miami (FL) W	65-54
D 10 ... North Dakota State W	81-76
D 11 ... at Northern Illinois # W	95-63
D 22 ... Eastern Illinois W	72-68
D 23 ... Kentucky State W	87-59
D 27 ... at Hawaii S W	82-77
D 29 ... California S W	66-63
D 30 ... Pittsburgh S L	82-98
J 3 ... at Minnesota L	67-69
J 5 ... at Iowa L	63-78
J 8 ... Illinois L	66-68
J 10 ... Purdue L	48-57
J 15 ... at Indiana L	65-103
J 17 ... at Ohio State L	66-81
J 22 ... Michigan State L	78-81
J 24 ... Michigan L	78-84
J 31 ... at Northwestern W	62-57
F 5 ... at Purdue L	62-70
F 7 ... at Illinois L	74-99
F 12 ... Ohio State L	69-83
F 16 ... Indiana (3OT) L	85-86
F 18 ... at Michigan L	64-77
F 21 ... at Michigan State W	65-63
M 1 ... Northwestern W	76-59
M 5 ... Minnesota W	69-52
M 8 ... Iowa L	71-81

— at Metro Centre, Rockford, IL
S — Rainbow Classic, Honolulu

1987-88

(12-16; Big Ten 6-12, 7th)

Coach: Steve Yoder

N 19 ... Brandon (Canada) E	80-56
N 28 ... at South Florida W	58-55
D 1 ... Northern Illinois W	87-77
D 3 ... at Eastern Illinois L	52-59
D 5 ... Butler W	92-80
D 8 ... at Southern Illinois L	76-80
D 10 ... Marquette W	66-55
D 12 ... Loyola (IL) L	75-78
D 28 ... at UNLV # L	65-102
D 29 ... Northern Iowa # W	64-56
J 3 ... Washington State W	80-65
J 7 ... Michigan State (2OT) W	78-72
J 9 ... Ohio State W	64-63
J 14 ... at Indiana L	53-55
J 16 ... Illinois L	65-80
J 21 ... at Michigan L	54-65
J 25 ... Iowa L	89-104
J 30 ... Northwestern W	80-59
F 3 ... at Purdue L	62-86
F 8 ... at Minnesota L	62-71
F 11 ... Michigan L	67-80
F 13 ... at Ohio State L	53-78
F 21 ... at Illinois L	65-85
F 24 ... Indiana L	74-84
F 28 ... Minnesota W	81-70
M 3 ... Purdue L	56-84
M 5 ... at Northwestern W	74-69
M 10 ... at Iowa L	70-103
M 12 ... at Michigan State W	71-69

— Rebel Classic, Las Vegas

1988-89

(18-12; Big Ten 8-10, 6th-tie)

Coach: Steve Yoder

National Invitation Tournament

N 16 ... Victoria All-Stars E	84-62
N 26 ... Oregon W	74-47
N 28 ... Ferris State W	98-61
D 2 ... Maine # W	89-72
D 3 ... at Marquette # W	70-55
D 5 ... Eastern Illinois W	52-44
D 7 ... at Loyola (IL) L	76-90
D 10 ... at Butler W	63-53
D 14 ... Denver W	89-34
D 30 ... Eastern Michigan W	84-69
J 4 ... Minnesota W	75-67
J 7 ... at Ohio State L	70-73
J 12 ... at Illinois L	80-103
J 14 ... Purdue L	62-68
J 19 ... Indiana (OT) L	58-61
J 21 ... Michigan W	71-68
J 26 ... at Iowa L	70-78
J 28 ... at Northwestern W	59-58
F 2 ... Michigan State (OT) W	69-64
F 8 ... at Minnesota L	58-59
F 11 ... Iowa W	65-54
F 15 ... Northwestern W	72-60
F 18 ... Illinois W	72-52
F 22 ... Marquette W	61-50
F 25 ... at Michigan L	70-92
M 2 ... at Purdue L	60-65
M 4 ... Ohio State W	77-65
M 9 ... at Indiana L	64-75
M 11 ... at Michigan State L	61-70
M 15 ... New Orleans S W	63-61
M 20 ... St. Louis S L	68-73

— First Bank Classic, Milwaukee
S — NIT, Madison

1989-90

(14-17; Big Ten 4-14, 8th-tie)

Coach: Steve Yoder

N 19 ... Brazil E	86-74
N 24 ... Eastern Michigan # L	52-71
N 25 ... Western Kentucky # W	73-62
N 26 ... Bradley # W	63-57
N 28 ... North Dakota State W	81-55
D 1 ... Gonzaga S W	63-58
D 2 ... at Marquette S (OT) W	63-58
D 4 ... at Washington State L	52-55
D 7 ... Western Illinois W	69-42
D 9 ... Butler W	75-59
D 15 ... Rollins W	68-46
D 28 ... Georgia % L	64-65
D 29 ... Manhattan % W	63-48
J 4 ... at Illinois L	59-73
J 6 ... Michigan State L	61-64
J 11 ... Iowa (OT) W	73-69
J 13 ... at Ohio State L	53-68
J 17 ... Purdue L	54-56
J 22 ... Minnesota W	77-75
J 25 ... Illinois L	63-66
J 27 ... at Northwestern L	85-87
F 1 ... at Indiana L	61-85
F 3 ... Michigan L	63-77
F 8 ... at Michigan State L	57-60
F 10 ... at Iowa W	80-71
F 15 ... Ohio State L	58-68
F 17 ... at Purdue L	55-62

F 19 ... Marquette W	82-65
F 22 ... at Minnesota L	67-68
M 1 ... Northwestern W	65-50
M 3 ... Indiana L	68-70
M 8 ... at Michigan L	64-94

— San Juan Shootout, San Juan, PR
S — First Bank Classic, Milwaukee
% — Tribune Classic, Tempe, AZ

1990-91

(15-15; Big Ten 8-10, 7th)

Coach: Steve Yoder

National Invitation Tournament

N 8 ... Ukraine Nationals E	91-74
N 18 ... Marathon Oil E	94-77
N 24 ... at Oregon (OT) W	72-70
N 29 ... San Francisco State W	72-53
D 1 ... at So. Methodist W	65-49
D 4 ... at Marquette L	58-69
D 8 ... Southern Indiana L	66-78
D 11 ... Nebraska L	63-75
D 15 ... at Butler (2OT) L	88-94
D 22 ... Texas-Arlington W	105-74
D 31 ... Tennessee Tech W	71-65
J 5 ... Portland W	74-50
J 7 ... Minnesota W	72-62
J 10 ... at Michigan State L	50-65
J 12 ... at Ohio State L	60-92
J 17 ... Iowa W	91-79
J 19 ... Michigan (OT) L	68-69
J 24 ... at Northwestern W	74-57
J 26 ... Purdue W	66-44
J 30 ... at Indiana L	57-73
F 2 ... at Illinois L	62-70
F 9 ... Michigan State (2OT) W	84-78
F 14 ... Ohio State L	71-73
F 16 ... at Iowa W	56-55
F 21 ... at Michigan L	62-65
F 24 ... Northwestern W	79-76
F 28 ... at Purdue L	62-69
M 2 ... Indiana L	61-74
M 6 ... Illinois W	85-77
M 9 ... at Minnesota L	70-80
M 13 ... Bowling Green # (OT) W	87-79
M 18 ... Stanford # L	72-80

— NIT, Madison

1991-92

(13-18; Big Ten 4-14, 9th)

Coach: Steve Yoder

N 7 ... Athletes in Action E	103-95
N 17 ... Brazil Ripasa E	64-62
N 23 ... Loyola (IL) W	89-67
N 25 ... SE Missouri St. (OT) W	82-71
N 30 ... at Portland W	96-87
D 3 ... So. Methodist L	64-66
D 5 ... C. Connecticut State W	80-54
D 7 ... Coastal Carolina W	91-57
D 11 ... at Nebraska L	67-86
D 13 ... Sam Houston State W	98-75
D 21 ... Howard W	64-57
D 27 ... Washington State # L	51-73
D 29 ... Navy # W	93-58
D 30 ... Fresno State # L	68-71
J 4 ... Marquette W	81-63
J 8 ... Northwestern W	69-67
J 11 ... Indiana L	63-79
J 15 ... Minnesota L	48-49
J 22 ... at Illinois L	67-74

History

J 25 ... at Michigan	L	83-98
J 29 ... at Iowa	L	66-73
F 2 ... Purdue	W	79-69
F 5 ... at Ohio State	L	72-86
F 8 ... Michigan State	L	64-79
F 12 ... at Michigan State	L	61-76
F 15 ... Ohio State	L	63-67
F 20 ... Illinois	W	92-78
F 26 ... Michigan	W	96-78
F 29 ... at Purdue	L	51-61
M 4 ... at Minnesota	L	57-76
M 7 ... Iowa	L	65-70
M 12 ... at Indiana	L	41-66
M 14 ... at Northwestern	L	65-76

— at Rainbow Classic, Honolulu

1992-93

(14-14; Big Ten 7-11, 8th-tie)
Coach: Stu Jackson
National Invitation Tournament

N 17 ... Russian Nationals	E	81-87
N 22 ... Marathon Oil	E	98-91
D 1 ... at Loyola (IL)	L	66-68
D 5 ... UW-Green Bay	W	70-65
D 8 ... Bethune-Cookman	W	75-50
D 12 ... UW-Milwaukee	L	72-77
D 14 ... Charleston Southern	W	101-72
D 23 ... Detroit Mercy	W	108-86
D 29 ... Alcorn State	W	110-81
D 31 ... Fairfield	W	76-55
J 2 ... at Marquette	W	77-67
J 9 ... Michigan	L	73-98
J 13 ... at Purdue	L	60-76
J 16 ... Minnesota	W	79-70
J 20 ... Ohio State	W	76-67
J 23 ... at Michigan State	W	67-66
J 27 ... at Illinois	L	72-80
J 30 ... at Penn State	W	75-68
F 3 ... Northwestern	W	101-87
F 10 ... at Michigan	L	66-85
F 13 ... Purdue (20T)	L	87-90
F 18 ... at Minnesota	L	71-85
F 20 ... at Ohio State	L	70-80
F 24 ... Michigan State	W	65-62
F 28 ... Illinois	W	74-66
M 3 ... Penn State	L	58-62
M 6 ... at Northwestern	L	89-100
M 10 ... at Iowa	L	65-91
M 14 ... Indiana	L	80-87
M 17 ... Rice #	L	73-77

— NIT, Madison

1993-94

(18-11; Big Ten 8-10, 7th)
Coach: Stu Jackson
NCAA Tournament

N 16 ... Slovakia Under-22	E	99-20
N 21 ... Marathon Basketball	E	106-84
N 27 ... UW-Milwaukee	W	106-84
D 4 ... at Loyola Marymount	W	103-67
D 8 ... UW-Green Bay	W	64-50
D 11 ... at Texas Tech	W	91-88
D 13 ... Eastern Michigan	W	94-68
D 23 ... Mississippi Valley State	W	115-79
D 27 ... Stanford	W	80-73
D 29 ... Grambling	W	103-83
J 2 ... Marquette	W	71-52

J 6 ... at Penn State	W	71-56
J 8 ... Ohio State	W	69-55
J 12 ... at Minnesota	L	53-90
J 15 ... Purdue	W	75-69
J 19 ... at Michigan State	L	60-70
J 25 ... Illinois	W	66-56
J 29 ... at Michigan	L	75-79
F 2 ... Michigan State	W	87-62
F 5 ... at Ohio State	L	57-73
F 9 ... Penn State	W	77-64
F 12 ... Minnesota	L	78-109
F 16 ... at Purdue	L	64-67
F 19 ... Northwestern	L	71-75
F 27 ... at Illinois	L	65-76
M 2 ... Michigan	W	71-58
M 5 ... at Northwestern	L	54-66
M 9 ... Iowa	W	95-71
M 12 ... at Indiana	L	65-78
M 17 ... Cincinnati @	W	80-72
M 19 ... Missouri @	L	96-109

@ — NCAA West Regional, Ogden, Utah

1994-95

(13-14; Big Ten 7-11, 9th)
Coach: Stan Van Gundy

N 8 ... Croatia Nationals	E	81-62
N 20 ... Marathon Oil	E	91-73
N 26 ... Wright State	W	86-63
N 30 ... UW-Green Bay	W	61-57
D 3 ... Texas Tech	W	70-65
D 6 ... Valparaiso	W	69-51
D 10 ... at Eastern Michigan	L	76-92
D 14 ... UW-Milwaukee	W	90-64
D 23 ... Loyola-Marymount	W	75-60
D 27 ... at Stanford	L	78-95
D 31 ... at Marquette	L	65-80
J 4 ... Michigan State	L	64-78
J 7 ... at Indiana	L	70-73
J 11 ... at Ohio State	W	81-59
J 14 ... Minnesota	W	74-67
J 21 ... at Iowa	L	84-96
J 26 ... Penn State	L	67-78
J 28 ... Northwestern	W	97-73
F 1 ... at Michigan	L	58-62
F 4 ... Illinois	W	73-60
F 11 ... Michigan	W	70-65
F 15 ... at Northwestern	W	70-56
F 18 ... at Penn State	L	67-74
F 22 ... Iowa	L	77-84
F 26 ... at Purdue	L	56-66
F 28 ... at Minnesota	L	70-78
M 4 ... Ohio State	W	80-69
M 8 ... Indiana	L	70-72
M 11 ... at Michigan State	L	72-97

1995-96

(17-15; Big Ten 8-10, 8th)
Coach: Dick Bennett
National Invitation Tournament

N 7 ... Georgia Select	E	79-33
N 15 ... Marathon Basketball	E	84-68
N 20 ... Villanova #	L	58-66
N 21 ... UCLA #	L	57-68
N 22 ... Chaminade #	W	104-66
N 28 ... Northeastern Illinois	W	89-55
D 2 ... Temple (OT)	W	57-54
D 5 ... at Wright State	W	94-91
D 9 ... St. Bonaventure	L	62-76
D 11 ... at Providence	L	57-58

D 14 ... Valparaiso	W	90-73
D 23 ... UW-Milwaukee	W	94-63
D 28 ... Eastern Illinois	W	105-70
D 31 ... Marquette	W	55-46
J 3 ... Michigan	W	51-46
J 7 ... at Penn State	L	50-79
J 10 ... at Indiana	L	55-81
J 13 ... Iowa	W	80-71
J 17 ... Michigan State	W	61-48
J 20 ... at Northwestern	L	52-62
J 24 ... Minnesota (OT)	W	73-65
J 31 ... at Ohio State	L	55-63
F 3 ... at Illinois	W	57-56
F 7 ... Purdue	L	42-75
F 10 ... Ohio State	W	62-56
F 17 ... at Minnesota	L	66-70
F 21 ... Northwestern	L	71-82
F 24 ... at Michigan State	W	73-52
F 28 ... at Iowa	L	54-69
M 2 ... Indiana	L	68-76
M 6 ... Penn State	W	54-52
M 9 ... at Michigan	L	51-65
M 13 ... Manhattan%	W	55-42
M 18 ... Illinois State%	L	62-77

— Maui Invitational
% — NIT, Madison

Overtime Games

Year	Opponent	W/L	Score
1912	at Minnesota	W	29-26
1914	Purdue	W	25-20
1915	at Purdue	W	28-24
1916	at Iowa	W	36-31
1917	at Northwestern	W	29-21
1919	at Camp Grant	W	16-15
1920	Ripon	W	19-16
1922	Michigan	W	18-16
1924	DePauw (3)	T	25-25
1926	Michigan	L	23-24
1927	at Chicago	W	33-30
1930	at Indiana	W	23-21
1932	Maryland	W	32-30
	at Northwestern	L	30-31
1933	at Indiana	W	38-37
	Indiana	L	28-29
1935	Michigan State	W	23-21
	Indiana	W	37-27
1936	at Chicago	W	38-36
1937	Ohio State	W	35-33
1939	Purdue	W	32-30
1940	Purdue	L	45-48
1941	Purdue	W	48-42
	at Northwestern	W	48-46
1943	at Notre Dame	L	59-61
1944	Illinois	L	43-45
	Northwestern (2)	W	50-47
	Purdue	L	50-52
1947	Notre Dame	W	53-49
1949	Marquette	W	67-63
1950	at Iowa	W	66-62
1951	at St. Louis	L	48-53
	Illinois	L	69-71
1954	at Tulane	L	55-57
	Illinois	L	64-70
1956	at Ohio State (2)	L	98-100
1957	South Dakota	L	56-58
1960	at Michigan	W	88-82
1961	at Portland	L	71-79
1963	at Michigan State	W	92-89
1964	vs. Princeton	L	87-90
	Indiana (2)	L	80-82
1965	Northwestern	W	93-87
1966	at Ohio State	L	81-87
1967	Cincinnati	L	70-77
	Ohio State	L	84-90
	at Iowa (3)	W	96-95
	Iowa	L	87-90
1971	Indiana (2)	W	94-87
1972	at Indiana	W	66-64
	Indiana	L	76-84
1973	at Marquette (2)	L	73-75
	at Michigan State	L	78-79
1974	at Marquette	L	48-49
	at Minnesota	L	63-64
1975	vs. Georgia	L	89-91
	at Michigan	L	74-75
	Iowa	W	86-85
1976	Ohio State	W	82-81
1977	Michigan State (3)	W	87-83
	at Ohio State	L	80-82
	Iowa (2)	L	93-94
1978	Northern Illinois	W	74-73
1979	Indiana	L	62-68
1980	vs. Nebraska	L	82-83
	at Minnesota	L	76-82
	Purdue	L	60-73
	Michigan	L	69-73
1981	UW-Green Bay (2)	W	68-66
	Minnesota	W	60-58
1984	Nebraska (2)	L	69-71
	Illinois	L	62-63
	at Northwestern	W	61-60
1987	Indiana (3)	L	85-86
1988	Michigan State (2)	W	78-72
1989	Indiana	L	58-61
	Michigan State	W	69-64
1990	at Marquette	W	63-58
	Iowa	W	73-69
1991	at Oregon	W	72-70
	at Butler (2)	L	88-94
	Michigan	L	68-69
	Michigan State (2)	W	84-78
	Bowling Green	W	87-79
1992	SE Missouri State	W	82-71
1993	Purdue (2)	L	87-90
1996	Temple	W	57-54
	Minnesota	W	73-65

Overtime Record: 46-41-1 (.528)

Double Overtime: 5-7 (.417)

Triple Overtime: 2-1-1 (.625)

Home: 28-23-1 (.548)

Away: 18-18 (.500)

Most Frequent Opponent: Indiana (11), 5-6 (.455)

Series Records

	UW			
Opponent	Record	Home	Away	Neut.
Air Force	2-0	1-0	1-0	0-0
Alabama	0-2	0-1	0-1	0-0
Alcorn State	1-0	1-0	0-0	0-0
Alumni	1-0	1-0	0-0	0-0
Arizona	1-1	0-0	0-1	1-0
Arkansas State	1-0	1-0	0-0	0-0
Armour Institute	2-0	0-0	2-0	0-0
Army	1-0	0-0	0-0	1-0
BALL STATE	4-1	4-0	0-1	0-0
Beloit	16-0	14-0	2-0	0-0
Bethune-Cookman	1-0	1-0	0-0	0-0
Boston College	3-2	0-0	0-0	3-2
Bowling Green State	2-1	2-0	0-1	0-0
Bradley	2-2	1-0	0-2	1-0
Brigham Young	1-0	1-0	0-0	0-0
BROWN	1-0	1-0	0-0	0-0
Buckland Guards	0-1	0-0	0-1	0-0
Butler	17-12	13-6	4-6	0-0
California	2-5	1-0	0-3	1-2
California-Davis	1-0	1-0	0-0	0-0
Cal. State-Los Angeles	1-0	1-0	0-0	0-0
Camp Grant	2-1	1-1	1-0	0-0
Canisius	1-1	1-0	0-1	0-0
Carleton	5-1	5-1	0-0	0-0
Carroll	5-0	5-0	0-0	0-0
Chaminade	1-0	0-0	0-0	1-0
Charleston Southern	1-0	1-0	0-0	0-0
City College of New York	0-1	0-0	0-0	0-1
Central Connecticut State	1-0	1-0	0-0	0-0
Central Michigan	3-2	3-0	0-2	0-0
Chicago	47-21	27-7	20-14	0-0
Chicago YMCA	0-1	0-0	0-1	0-0
Cincinnati	1-5	0-2	0-2	1-1
Cleveland State	1-0	1-0	0-0	0-0
Coastal Carolina	1-0	1-0	0-0	0-0
Coe	1-0	1-0	0-0	0-0
Columbia	0-2	0-1	0-1	0-0
Co. C, Hudson	1-0	0-0	1-0	0-0
Co. E, Fond du Lac	1-1	0-0	1-1	0-0
Co. E, New York	0-1	0-0	0-1	0-0
Co. F, Oconto	1-0	0-0	1-0	0-0
Co. F, Portage	2-0	0-0	2-0	0-0
Co. G, Appleton	1-0	0-0	1-0	0-0
Co. G, Madison	1-0	1-0	0-0	0-0
Co. G, Sparta	1-0	0-0	1-0	0-0
Creighton	1-0	1-0	0-0	0-0
Dartmouth	3-1	2-0	1-1	0-0
Davidson	0-1	0-0	0-0	0-1
Dayton	1-0	0-0	0-0	1-0
Denver	2-0	2-0	0-0	0-0
DePaul	1-6	1-2	0-3	0-1
DePauw *	10-0	10-0	0-0	0-0
DePauw Pre-Flight	1-0	1-0	0-0	0-0
Detroit Mercy	2-0	2-0	0-0	0-0
Dubuque YMCA	1-0	0-0	1-0	0-0
Duluth YMCA	1-0	0-0	1-0	0-0
Duquesne	0-1	0-0	0-0	0-1
East Tennessee State	1-0	1-0	0-0	0-0
East Texas State	1-0	1-0	0-0	0-0
Eastern Illinois	4-1	4-0	0-1	0-0

	UW			
Opponent	Record	Home	Away	Neut.
Eastern Michigan	3-2	3-0	0-1	0-1
Fairfield	1-0	1-0	0-0	0-0
Ferris State	1-0	1-0	0-0	0-0
Florida	1-1	1-0	0-1	0-0
Florida A&M	1-0	1-0	0-0	0-0
Florida State	1-0	1-0	0-0	0-0
Florida Tech	1-0	1-0	0-0	0-0
Fordham	1-0	0-0	0-0	1-0
Franklin College	2-3	2-3	0-0	0-0
Fresno State	0-1	0-0	0-0	0-1
Georgetown	1-1	0-0	0-0	1-1
George Washington	0-1	0-0	0-1	0-0
Georgia	0-2	0-0	0-0	0-2
Georgia Tech	1-0	0-0	0-0	1-0
Gonzaga	2-0	1-0	0-0	1-0
Grambling	1-0	1-0	0-0	0-0
Great Lakes	2-11	1-6	1-5	0-0
Grinnell	3-0	2-0	1-0	0-0
Hamline	2-0	2-0	0-0	0-0
Hardin-Simmons	1-0	1-0	0-0	0-0
Harvard	1-0	0-0	0-0	1-0
Hawaii	1-0	0-0	0-0	1-0
Highland Park	1-0	0-0	1-0	0-0
Houston	1-1	1-0	0-1	0-0
Howard	1-0	1-0	0-0	0-0
ILLINOIS	60-94	44-35	16-59	0-0
Illinois-Chicago	0-1	0-1	0-0	0-0
Illinois State	0-1	0-1	0-0	0-0
INDIANA	46-85	26-39	20-46	0-0
Indiana State	0-1	0-1	0-0	0-0
Institute AC	0-1	0-0	0-1	0-0
IOWA	57-69	39-27	18-42	0-0
Iowa Pre-Flight	1-0	1-0	0-0	0-0
Iowa State	3-5	3-1	0-3	0-1
Kansas	1-3	1-1	0-2	0-0
Kansas State	2-2	2-0	0-2	0-0
Kent	1-0	1-0	0-0	0-0
Kentucky	1-2	0-0	0-2	1-0
Kentucky State	3-0	3-0	0-0	0-0
Knox	3-0	3-0	0-0	0-0
La Crosse YMCA	1-0	1-0	0-0	0-0
Lake Forest	1-0	1-0	0-0	0-0
Lawrence	9-1	8-0	1-1	0-0
Lewis Institute	1-0	0-0	1-0	0-0
Lombard	3-0	3-0	0-0	0-0
Long Island	1-0	1-0	0-0	0-0
Louisiana State	3-0	1-0	1-0	1-0
Louisville	0-1	0-0	0-1	0-0
Loyola (IL)	9-7	7-3	2-4	0-0
Loyola (LA)	4-0	2-0	2-0	0-0
Loyola-Marymount	2-0	1-0	1-0	0-0
Maine	1-0	0-0	0-0	1-0
Manhattan	2-0	1-0	0-0	1-0
Manitowoc	1-0	0-0	1-0	0-0
MARQUETTE	55-47	32-13	23-34	0-0
Marshall	0-1	0-0	0-0	0-1
Maryland	2-0	1-0	1-0	0-0
Menasha	1-0	0-0	1-0	0-0
Miami (FL)	2-0	1-0	1-0	0-0
Miami (OH)	1-0	1-0	0-0	0-0

History

	UW			
Opponent	Record	Home	Away	Neut.
MICHIGAN	49-78	34-30	14-47	1-1
MICHIGAN STATE	48-49	35-17	13-32	0-0
Michigan Tech	2-0	2-0	0-0	0-0
Milliken	1-0	1-0	0-0	0-0
Milton	1-0	1-0	0-0	0-0
Milwaukee AC	1-1	1-0	0-1	0-0
Milwaukee West HS	1-0	0-0	1-0	0-0
MINNESOTA	71-93	47-32	24-61	0-0
Mississippi Valley State	1-0	1-0	0-0	0-0
Missouri	6-4	5-0	0-3	1-1
Monmouth	1-0	1-0	0-0	0-0
Montana	1-0	1-0	0-0	0-0
Morgan State	2-0	2-0	0-0	0-0
Navy	2-0	0-0	0-0	2-0
Nebraska	5-10	4-3	1-5	0-2
Nebraska-Omaha	1-0	1-0	0-0	0-0
Nebraska Wesleyan	2-0	1-0	0-0	1-0
Nevada	2-0	1-0	0-0	1-0
Nevada-Las Vegas	0-1	0-0	0-1	0-0
New Mexico	2-0	0-0	2-0	0-0
New Orleans	1-0	1-0	0-0	0-0
North Carolina-Charlotte	1-0	0-0	1-0	0-0
North Central (IL)	2-0	2-0	0-0	0-0
North Dakota	4-0	4-0	0-0	0-0
North Dakota State	5-1	5-1	0-0	0-0
Northeastern Illinois	1-0	1-0	0-0	0-0
Northern Illinois	9-1	6-0	0-1	3-0
Northern Iowa	3-1	2-0	0-1	1-0
Northern Michigan	2-0	2-0	0-0	0-0
NORTHWESTERN	87-56	51-20	30-33	6-3
N'western College (WI)	1-0	0-0	1-0	0-0
Notre Dame	10-17	7-7	2-10	1-0
Oberlin	0-1	0-0	0-1	0-0
Ohio	5-2	3-1	1-1	1-0
OHIO STATE	52-72	36-27	16-45	0-0
Oklahoma	2-3	1-2	1-1	0-0
Oklahoma City	1-0	1-0	0-0	0-0
Oklahoma State	0-1	0-0	0-0	0-1
Oral Roberts	0-2	0-0	0-1	0-1
Oregon	3-2	1-0	1-0	1-2
Oregon State	1-2	1-1	0-0	0-1
Oshkosh YMCA	1-0	0-0	1-0	0-0
Pacific	1-0	1-0	0-0	0-0
Parsons	1-0	1-0	0-0	0-0
Pennsylvania	4-0	2-0	2-0	0-0
PENN STATE	4-4	2-2	2-2	0-0
Pittsburgh	10-5	7-2	2-2	1-1
Portland	2-1	1-0	1-1	0-0
Princeton	2-2	1-0	0-0	1-2
PROVIDENCE	1-2	0-0	0-2	1-0
PURDUE	51-91	36-35	15-56	0-0
Rice	1-2	1-1	0-1	0-0
Ripon	19-1	13-0	5-1	1-0
Rochester	1-0	0-0	1-0	0-0
Rollins	2-0	2-0	0-0	0-0
Rutgers	1-0	0-0	0-0	0-1
ST. BONAVENTURE	0-1	0-1	0-0	0-0
St. John's (NY)	2-0	1-0	1-0	0-0
St. Louis	2-2	2-1	0-1	0-0
St. Mary's (CA)	1-1	1-1	0-0	0-0
Sam Houston State	1-0	1-0	0-0	0-0
San Francisco State	2-0	2-0	0-0	0-0
San Jose State	1-0	1-0	0-0	0-0
Sharon AC	1-0	0-0	1-0	0-0

	UW			
Opponent	Record	Home	Away	Neut.
Sheboygan	2-0	0-0	2-0	0-0
Sheboygan YMCA	1-0	0-0	1-0	0-0
Sioux City YMCA	0-1	0-0	0-1	0-0
South Carolina	3-0	1-0	1-0	1-0
South Dakota	5-1	5-1	0-0	0-0
South Dakota State	2-0	2-0	0-0	0-0
South Florida	2-0	1-0	1-0	0-0
Southeast Missouri State	1-0	1-0	0-0	0-0
Southern California	1-2	1-0	0-2	0-0
Southern Illinois	1-3	1-1	0-2	0-0
SIU-Edwardsville	1-0	1-0	0-0	0-0
Southern Indiana	0-1	0-1	0-0	0-0
Southern Methodist	4-3	1-2	2-1	1-0
Stanford	3-6	2-3	0-3	1-0
Sun Prairie	1-0	0-0	1-0	0-0
Syracuse	1-0	0-0	0-0	1-0
TEMPLE	1-1	1-0	0-1	0-0
Tennessee	0-1	0-0	0-0	0-1
Tennessee Tech	1-0	1-0	0-0	0-0
Texas	1-0	0-0	0-0	1-0
Texas A&M	1-0	0-0	0-0	1-0
Texas-Arlington	1-0	1-0	0-0	0-0
Texas-El Paso	1-0	1-0	0-0	0-0
Texas Southern	1-0	1-0	0-0	0-0
Texas Tech	2-0	1-0	1-0	0-0
Toledo	1-1	1-0	0-1	0-0
Tulane	1-3	1-1	0-2	0-0
Truax Field	1-0	0-0	1-0	0-0
Two Rivers AC	0-1	0-0	0-1	0-0
UCLA	2-4	1-1	1-2	0-1
Utah	1-1	0-0	0-1	1-0
Utah State	1-0	0-0	0-0	1-0
Valparaiso	2-0	2-0	0-0	0-0
Villanova	0-1	0-0	0-0	0-1
Virginia	0-1	0-0	0-0	0-1
Wabash	3-0	3-0	0-0	0-0
Washburn	1-0	1-0	0-0	0-0
Washington	0-3	0-1	0-1	0-1
Wash. Continentals	0-1	0-0	0-1	0-0
Washington (MO)	4-0	3-0	1-0	0-0
Washington State	4-4	2-1	1-1	1-2
Wausau YMCA	1-0	0-0	1-0	0-0
Wayland Academy	2-0	0-0	2-0	0-0
West Virginia	2-1	1-0	1-0	0-1
Western Illinois	1-0	1-0	0-0	0-0
Western Kentucky	1-0	0-0	0-0	1-0
Western Michigan	1-0	1-0	0-0	0-0
Western Ontario	1-0	1-0	0-0	0-0
UW-Green Bay	5-0	5-0	0-0	0-0
UW-La Crosse	3-0	0-0	3-0	0-0
UW-MILWAUKEE	12-1	6-1	6-0	0-0
UW-Milwaukee Alumni	2-2	0-1	2-1	0-0
UW-Milwaukee "M" Club	2-0	0-0	2-0	0-0
UW-Oshkosh	2-0	0-0	2-0	0-0
UW-River Falls	2-0	2-0	0-0	0-0
UW-Stevens Point	1-1	0-0	1-1	0-0
UW-Stout	1-0	0-0	1-0	0-0
UW-Superior	1-0	0-0	1-0	0-0
Wright State	2-0	1-0	1-0	0-0
Wyoming	0-1	0-0	0-0	0-1
Xavier (OH)	1-0	0-0	1-0	0-0
Yale	3-1	1-0	0-0	2-1

* Includes one tie game

'96-'97 opponents in bold

Scores with 1996-97 Opponents

Ball State

UW LEADS 4-1

At Madison: 4-0
At Muncie: 0-1

1937 H W 38-33
1970 H W 88-74
1981 H W 85-72
1982 H W 71-70
1983 A L 66-76

Brown

UW LEADS 1-0

At Madison: 1-0

1975 H W 79-68

Illinois

UW TRAILS 60-94

At Madison: 44-35
At Champaign: 16-59

1906 A W 36-32
1906 H W (F) 1-0
1907 A W 22-16
1907 H W 47-13
1908 A W 28-20
1908 H W 27-14
1909 A L 19-28
1909 H W 20-10
1910 H W 28-16
1910 A L 14-34
1911 H W 20-17
1911 A L 18-21
1912 H W 27-10
1912 A W 23-15
1913 A W 16-15
1913 H W 18-13
1914 A W 26-25
1914 H W 29-16
1915 A L 19-39
1915 H L 17-19
1916 A L 20-27
1916 H W 34-14
1917 H W 25-14
1917 A L 17-20
1918 A W 22-21
1918 H W 23-15
1919 H L 15-25
1919 A L 14-16

1920 A L 20-43
1920 H W 33-29
1921 H W 23-18
1921 A L 9-17
1922 H W 25-23
1922 A L 35-37
1924 H W 13-12
1924 A L 20-31
1925 A L 25-35
1925 H W 24-9
1927 A L 28-32
1927 H W 39-13
1928 H L 33-34
1928 A W 32-22
1930 H W 14-9
1930 H W 23-17
1931 A W 12-9
1931 H W 30-20
1933 A L 25-38
1933 H L 15-29
1934 A L 17-20
1934 H W 28-22
1936 H L 27-29
1936 A L 20-36
1937 H L 28-31
1937 A L 31-48
1939 H L 34-37
1940 A L 35-37
1941 H W 46-30
1942 H L 40-55
1942 A L 43-45
1943 H L 40-52
1943 A L 26-50
1944 H L + 43-45
1944 A W 43-38
1946 H L 31-56
1946 A L 53-72
1947 H W 53-47
1947 A L 37-63
1948 H W 52-47
1948 A L 36-57
1949 A L 50-62
1949 H L 54-61
1950 H W 59-50
1950 A L 58-76
1951 H L + 69-71
1951 A L 52-63
1952 A L 49-53
1952 H W 58-48
1953 A L 61-71
1953 H L 61-65
1954 H L + 64-70
1954 A L 64-66
1955 A W 79-64
1955 H L 71-99
1956 A L 77-96
1957 H L 63-79
1958 H L 59-64
1958 A W 71-70
1959 H L 51-77
1959 A L 54-93

1960 H W 75-63
1961 A L 73-77
1962 A W 85-81
1962 H W 103-101
1963 H W 84-77
1963 A L 77-89
1964 A L 73-97
1964 H L 56-70
1966 H L 70-90
1966 A L 64-80
1967 A L 74-87
1967 H W 102-92
1968 H L 60-68
1969 A L 73-86
1970 H L 69-74
1970 A W 66-65
1971 A L 82-84
1971 H W 88-84
1972 A L 86-91
1972 H W 97-84
1973 A L 74-76
1973 H W 99-88
1974 H W 101-75
1975 A L 56-72
1975 H W 76-70
1976 A L 61-71
1976 H L 59-70
1977 A L 72-82
1977 H W 62-50
1978 A L 71-74
1978 H W 80-73
1979 H L 74-81
1979 A L 64-81
1980 H L 64-69
1980 A L 50-67
1981 A W 54-45
1981 H L 65-84
1982 A L 54-88
1982 H L 60-68
1983 H L 54-61
1983 A L 64-71
1984 H L + 62-63
1984 A L 57-81
1985 H L 67-78
1985 A L 49-68
1986 A L 54-73
1986 H L 74-82
1987 H L 66-68
1987 A L 74-99
1988 H L 65-80
1988 A L 65-85
1989 A L 80-103
1989 H W 72-52
1990 A L 59-73
1990 H L 63-66
1991 A L 62-70
1991 H W 85-77
1992 A L 67-74
1992 H W 92-78
1993 A L 72-80
1993 H W 74-66

1994 H W 66-56
1994 A L 65-76
1995 H W 73-60
1996 A W 57-56

+ - overtime period
(F) - forfeit

Indiana

UW TRAILS 46-85

At Madison: 26-39
Bloomington: 20-46

1910 H L 11-13
1910 A W 33-8
1911 H W 51-9
1911 A L 18-21
1912 H W 51-10
1912 A W 32-21
1913 A W 30-19
1913 H W 48-10
1914 A W 57-15
1914 H W 46-24
1915 A W 39-18
1915 H W 47-15
1917 H W 29-14
1917 A W 18-16
1919 H W 29-16
1919 A L 12-22
1923 A W 17-10
1923 H W 35-17
1924 A W 23-21
1924 H W 28-27
1926 H W 33-31
1926 A L 20-35
1927 H L 23-28
1927 A L 23-31
1929 H W 24-20
1929 A W 27-25
1930 A W + 23-21
1930 H W 34-23
1932 A L 21-33
1932 H W 35-26
1933 A W + 38-37
1933 H L + 28-29
1935 A W 30-23
1935 H W + 37-27
1936 H L 24-26
1936 A L 21-54
1938 A L 44-47
1938 H W 34-32
1939 A L 19-43
1940 H L 34-40
1941 A W 38-30
1942 A L 34-38
1942 H W 42-36
1943 H L 44-51

1943 ... H ... W 57-53
 1944 ... A ... W 62-43
 1944 ... A ... W 52-31
 1947 ... H ... W 70-49
 1948 ... A ... W 58-54
 1949 ... H ... W 58-48
 1950 ... A ... L 59-61
 1951 ... A ... L 58-68
 1952 ... H ... L 48-63
 1953 ... A ... L 48-66
 1953 ... H ... L 70-72
 1954 ... A ... L 67-70
 1954 ... H ... L 74-90
 1955 ... H ... W 77-66
 1955 ... A ... L 58-65
 1956 ... H ... L 71-75
 1956 ... A ... W 69-67
 1957 ... A ... L 68-79
 1957 ... H ... L 74-85
 1958 ... H ... L 87-93
 1959 ... A ... L 71-97
 1960 ... H ... L 85-97
 1960 ... A ... L 71-91
 1961 ... H ... L 84-98
 1961 ... A ... L 69-80
 1962 ... A ... W 105-94
 1963 ... H ... W 102-96
 1964 ... H ... L + + 80-82
 1964 ... A ... L 82-108
 1965 ... A ... L 87-100
 1965 ... H ... L 73-92
 1966 ... H ... W 79-78
 1967 ... A ... L 81-93
 1968 ... H ... W 95-83
 1968 ... A ... L 85-93
 1969 ... H ... L 63-65
 1969 ... A ... L 84-101
 1970 ... A ... L 77-89
 1971 ... H ... W + + 94-87
 1972 ... A ... W + + 66-64
 1972 ... H ... L + 76-84
 1973 ... H ... L 64-78
 1973 ... A ... L 55-57
 1974 ... A ... L 51-52
 1974 ... H ... L 63-81
 1975 ... H ... L 69-89
 1975 ... A ... L 58-93
 1976 ... A ... L 61-114
 1976 ... H ... L 67-96
 1977 ... H ... L 64-79
 1977 ... A ... W 66-64
 1978 ... H ... W 78-65
 1978 ... A ... L 54-58
 1979 ... A ... L 61-82
 1979 ... H ... L + 62-68
 1980 ... H ... W 52-50
 1980 ... A ... L 52-61
 1981 ... A ... L 64-89
 1981 ... H ... L 52-59
 1982 ... H ... L 56-62
 1982 ... A ... L 57-88
 1983 ... A ... L 73-83
 1983 ... H ... L 56-75
 1984 ... H ... L 67-81
 1984 ... A ... L 64-74
 1985 ... A ... L 68-90

1985 ... H ... L 54-58
 1986 ... H ... L 69-80
 1986 ... A ... L 69-78
 1987 ... A ... L 65-103
 1987 ... H ... L + + + 85-86
 1988 ... A ... L 53-55
 1988 ... H ... L 74-84
 1989 ... H ... L + 58-61
 1989 ... A ... L 64-75
 1990 ... A ... L 61-85
 1990 ... H ... L 68-70
 1991 ... A ... L 57-73
 1991 ... H ... L 61-74
 1992 ... H ... L 63-79
 1992 ... A ... L 41-66
 1993 ... H ... L 80-87
 1994 ... A ... L 65-78
 1995 ... A ... L 70-73
 1995 ... H ... L 70-72
 1996 ... A ... L 55-81
 1996 ... H ... L 68-76

+ - overtime period

Iowa

UW TRAILS 57-69

At Madison: 39-27
 At Iowa City: 18-42

1909 ... H ... W 30-9
 1912 ... A ... W 38-12
 1912 ... H ... W 30-5
 1916 ... A ... W + 36-31
 1916 ... H ... W 38-19
 1918 ... A ... W 36-22
 1918 ... A ... W 34-19
 1919 ... H ... W 29-18
 1919 ... A ... L 27-29
 1920 ... A ... W 35-18
 1920 ... H ... L 20-21
 1922 ... A ... W 18-15
 1922 ... H ... L 18-24
 1924 ... A ... L 19-22
 1924 ... H ... W 36-26
 1925 ... H ... W 16-15
 1925 ... A ... W 25-23
 1927 ... H ... W 24-21
 1927 ... A ... L 17-26
 1928 ... H ... W 31-21
 1928 ... H ... W 20-17
 1931 ... H ... W 24-13
 1931 ... H ... L 17-19
 1933 ... H ... W 21-19
 1933 ... A ... L 25-31
 1934 ... A ... L 26-32
 1934 ... H ... W 35-32
 1936 ... H ... W 27-21
 1936 ... A ... L 25-32
 1937 ... H ... W 29-23
 1937 ... A ... L 35-43
 1939 ... H ... W 28-24
 1940 ... A ... L 35-37

1941 ... H ... W 49-35
 1942 ... A ... L 45-49
 1942 ... H ... W 62-45
 1945 ... A ... L 53-54
 1945 ... H ... L 38-68
 1946 ... A ... L 50-57
 1946 ... H ... L 39-44
 1947 ... A ... W 63-62
 1947 ... H ... W 60-53
 1948 ... H ... W 60-51
 1948 ... A ... L 40-62
 1949 ... A ... L 60-61
 1949 ... H ... W 70-47
 1950 ... A ... W + 66-62
 1950 ... H ... W 53-44
 1951 ... H ... L 60-73
 1952 ... A ... W 78-75
 1953 ... H ... W 75-70
 1953 ... A ... L 66-83
 1954 ... A ... L 54-71
 1955 ... H ... L 69-86
 1956 ... H ... L 74-78
 1956 ... A ... L 66-80
 1957 ... H ... L 47-70
 1957 ... A ... W 60-59
 1958 ... A ... L 61-74
 1959 ... H ... L 84-94
 1960 ... H ... L 64-71
 1960 ... A ... W 63-58
 1961 ... H ... L 68-76
 1961 ... A ... L 61-63
 1962 ... H ... W 91-79
 1962 ... A ... L 64-81
 1963 ... A ... L 56-65
 1963 ... H ... W 75-69
 1964 ... H ... W 79-61
 1965 ... A ... L 62-92
 1966 ... H ... W 69-68
 1966 ... A ... L 70-80
 1967 ... A ... W + + + 96-95
 1967 ... H ... L + 87-90
 1968 ... A ... L 61-69
 1969 ... H ... W 84-74
 1970 ... H ... L 74-92
 1970 ... A ... L 100-119
 1971 ... H ... L 91-93
 1971 ... A ... W 89-83
 1972 ... H ... W 81-80
 1973 ... A ... L 76-100
 1974 ... H ... W 113-87
 1974 ... A ... W 74-58
 1975 ... H ... W + 86-85
 1975 ... A ... L 68-75
 1976 ... H ... L 71-81
 1976 ... A ... L 82-96
 1977 ... A ... L 73-90
 1977 ... H ... L + + 93-94
 1978 ... A ... L 73-88
 1978 ... H ... W 82-72
 1979 ... H ... L 64-70
 1979 ... A ... L 65-79
 1980 ... A ... L 65-66
 1980 ... H ... W 62-58
 1981 ... H ... L 66-76
 1981 ... A ... L 75-96
 1982 ... H ... L 62-78

1982 ... A ... L 55-79
 1983 ... H ... W 65-62
 1983 ... A ... L 63-93
 1984 ... A ... L 62-75
 1984 ... H ... L 55-63
 1985 ... A ... L 65-105
 1985 ... H ... W 54-53
 1986 ... H ... W 69-63
 1986 ... A ... L 48-101
 1987 ... A ... L 63-78
 1987 ... H ... L 71-81
 1988 ... H ... L 89-104
 1988 ... A ... L 70-103
 1989 ... A ... L 70-78
 1989 ... H ... W 65-54
 1990 ... H ... W + 73-69
 1990 ... A ... W 80-71
 1991 ... H ... W 91-79
 1991 ... A ... W 56-55
 1992 ... A ... L 66-73
 1992 ... H ... L 65-70
 1993 ... A ... L 65-91
 1994 ... H ... W 95-71
 1995 ... A ... L 84-96
 1995 ... H ... L 77-84
 1996 ... H ... W 80-71
 1996 ... A ... L 54-69

+ - overtime period

Marquette

UW LEADS 55-47

At Madison: 32-13
 At Milwaukee: 23-34

1918 ... H ... W 15-14
 1921 ... A ... W 23-18
 1923 ... H ... L 8-9
 1924 ... A ... W 27-7
 1926 ... A ... W 42-26
 1927 ... A ... W 29-26
 1930 ... H ... W 29-15
 1930 ... A ... W 29-22
 1931 ... A ... L 14-16
 1932 ... A ... L 23-26
 1932 ... H ... W 18-16
 1933 ... H ... L 16-18
 1933 ... A ... L 16-22
 1934 ... H ... W 32-30
 1934 ... A ... L 26-28
 1935 ... H ... W 29-20
 1935 ... A ... L 25-33
 1936 ... H ... W 35-22
 1936 ... A ... W 46-21
 1937 ... H ... W 29-21
 1937 ... A ... W 35-29
 1938 ... H ... L 21-32
 1938 ... A ... L 32-38
 1939 ... H ... W 27-26
 1939 ... A ... L 27-46
 1940 ... H ... W 46-39
 1940 ... A ... L 28-41

1941 H W 38-32
 1941 A L 21-40
 1942 H W 35-34
 1942 A W 36-25
 1943 H W 45-36
 1943 A W 50-38
 1944 H L 43-51
 1944 A W 40-37
 1945 H W 45-40
 1945 A W 46-39
 1946 H W 42-32
 1946 A L 41-62
 1947 H W 65-51
 1947 A L 47-55
 1948 H W 57-50
 1948 A W 67-60
 1949 H W + ... 67-63
 1949 A W 60-34
 1950 H W 63-48
 1950 A W 62-45
 1951 H W 49-42
 1951 A L 58-61
 1952 H W 48-46
 1952 A L 47-51
 1953 H W 76-55
 1954 A W 64-56
 1959 H L 47-76
 1960 A L 66-84
 1961 H W 55-51
 1962 A L 75-92
 1963 H W 76-58
 1963 A W 70-56
 1964 A W 72-68
 1965 A L 61-62
 1965 H L 58-59
 1966 A W 73-72
 1967 H L 60-66
 1968 A W 70-62
 1968 A L 56-71
 1969 A L 56-59
 1969 H W 56-50
 1970 A L 43-64
 1970 A L 51-60
 1971 A L 69-72
 1971 H L 75-89
 1972 A L 60-72
 1973 A L ++ ... 73-75
 1973 H L 58-64
 1974 A L + ... 48-49
 1974 A L 58-59
 1975 H L 63-69
 1976 A L 54-78
 1976 A L 66-82
 1977 A L 57-64
 1977 H L 58-73
 1978 A L 64-75
 1979 H W 65-52
 1980 A W 57-56
 1981 H L 53-64
 1982 A L 64-94
 1983 H L 62-68
 1984 A L 59-74
 1986 H W 75-74
 1987 A L 71-84
 1988 H W 66-55
 1989 A W 70-55

1989 H W 61-50
 1990 A W + ... 63-58
 1990 H W 82-65
 1991 A L 58-69
 1992 H W 81-63
 1993 A W 77-67
 1994 H W 71-52
 1995 A L 65-80
 1996 H W 55-46

+ - overtime period

Michigan

UW TRAILS 49-78

At Madison: 34-30

At Ann Arbor: 14-47

Neutral Sites: 1-1

1920 H W 40-13
 1920 A L 20-23
 1921 H W 27-24
 1921 A W 25-17
 1922 H W + ... 18-16
 1922 A L 17-18
 1923 A W 18-15
 1923 H W 16-11
 1925 A L 12-14
 1925 H L 16-27
 1926 A L 13-22
 1926 H L + ... 23-24
 1928 H W 26-22
 1928 A L 19-42
 1929 H L 23-31
 1929 A L 22-37
 1931 A L 17-23
 1931 H L 15-26
 1932 H L 18-24
 1932 A L 13-33
 1934 H W 34-23
 1934 A W 32-26
 1935 A W 34-20
 1935 H W 33-19
 1937 A L 31-43
 1937 H L 27-41
 1938 A W 39-30
 1938 A L 29-58
 1939 A W 42-39
 1940 H L 39-44
 1941 A W 40-30
 1942 H W 58-36
 1943 A L 34-38
 1943 A W 55-34
 1944 H W 50-41
 1944 H W 42-31
 1945 A W 55-44
 1945 H L 39-50
 1946 H W 58-57
 1946 A L 56-66
 1947 A W 52-51
 1948 H L 39-43
 1949 A L 38-40
 1950 H W 53-41

1951 A W 61-52
 1951 H L 50-52
 1952 A L 55-56
 1952 H W 69-53
 1953 H W 75-63
 1953 H W 74-52
 1954 H W 77-56
 1955 A L 63-90
 1956 H W 69-58
 1956 A L 68-78
 1957 A L 62-71
 1957 H W 70-65
 1958 A L 49-70
 1958 H L 65-72
 1959 H L 74-84
 1959 A L 63-87
 1960 A W + ... 88-82
 1961 H W 76-68
 1962 H L 74-81
 1962 A L 65-84
 1963 A W 81-78
 1963 H L 80-82
 1964 H L 59-103
 1965 A L 75-98
 1966 H L 67-69
 1966 A L 102-120
 1967 LA ... L 88-98
 1967 H W 98-90
 1967 DT ... W 80-79
 1968 H W 77-75
 1969 A L 79-84
 1970 H W 84-74
 1970 A W 90-86
 1971 H L 89-90
 1971 A L 73-93
 1972 A L 70-93
 1973 H W 94-79
 1974 A L 75-83
 1974 H L 74-78
 1975 A L + ... 73-75
 1975 H W 70-68
 1976 H L 81-106
 1976 A L 86-107
 1977 A L 63-66
 1977 H L 64-69
 1978 A L 64-83
 1978 H L 66-68
 1979 H W 77-66
 1979 A W 66-65
 1980 H L + ... 69-73
 1980 A L 59-68
 1981 H L 67-74
 1981 A L 64-71
 1982 A W 65-63
 1982 H L 84-91
 1983 A L 57-62
 1983 H W 82-70
 1984 H W 71-64
 1984 A L 75-84
 1985 H L 81-94
 1985 A L 68-88
 1986 A L 64-91
 1986 H L 74-97
 1987 H L 78-84
 1987 A L 64-77
 1988 A L 54-65

1988 H L 67-80
 1989 H W 71-68
 1989 A L 70-92
 1990 H L 63-77
 1990 A L 64-94
 1991 H L + ... 68-69
 1991 A L 62-65
 1992 A L 83-98
 1992 H W 96-78
 1993 H L 73-98
 1993 A L 66-85
 1994 A L 75-79
 1994 H W 71-58
 1995 A L 58-62
 1995 H W 70-65
 1996 H W 51-46
 1996 A L 51-65

+ - overtime period

DT - Detroit

LA - Los Angeles

Michigan State

UW TRAILS 48-49

At Madison: 35-17

At East Lansing: 13-32

1922 H W 27-12
 1933 H W 26-16
 1934 H L 22-23
 1935 H W + ... 23-21
 1936 H W 26-21
 1937 H W 22-17
 1938 H W 30-27
 1939 H W 39-37
 1940 A L 41-48
 1946 H L 48-59
 1946 A L 52-56
 1947 A W 58-48
 1948 H W 51-39
 1950 A W 66-47
 1951 A W 53-52
 1951 H W 35-29
 1952 A L 39-50
 1952 H L 55-57
 1953 A L 45-53
 1953 H W 58-51
 1954 A W 57-53
 1954 H W 79-56
 1955 A L 77-94
 1955 H L 70-73
 1956 A L 82-89
 1957 H L 62-78
 1958 H W 66-52
 1958 A L 59-93
 1959 H L 57-88
 1959 A L 73-93
 1960 H L 79-91
 1961 A W 74-71

1962 ... A ... W 83-78
1962 ... H ... W 77-72
1963 ... H ... L 68-75
1963 ... A ... W + ... 92-89
1964 ... A ... L 90-106
1965 ... H ... W 99-89
1966 ... A ... L 65-79
1966 ... H ... W 78-77
1967 ... A ... L 61-68
1967 ... H ... W 68-64
1968 ... H ... W 70-68
1968 ... A ... L 77-87
1969 ... A ... L 67-77
1969 ... H ... W 76-64
1970 ... H ... W 89-79
1971 ... A ... L 78-97
1972 ... A ... L 76-83
1972 ... H ... W 101-74
1973 ... H ... W 93-80
1973 ... A ... L + ... 78-79
1974 ... H ... W 87-80
1975 ... A ... L 87-105
1975 ... H ... W 103-96
1976 ... H ... W 70-63
1976 ... A ... W 86-82
1977 ... A ... L 61-84
1977 ... H ... W +++ 87-83
1978 ... A ... L 63-74
1978 ... H ... L 75-89
1979 ... A ... L 55-84
1979 ... H ... W 83-81
1980 ... A ... L 61-62
1980 ... H ... W 80-66
1981 ... H ... W 63-62
1981 ... A ... L 65-74
1982 ... A ... L 58-68
1982 ... H ... W 65-60
1983 ... A ... L 66-86
1983 ... H ... L 65-91
1984 ... H ... W 81-74
1984 ... A ... L 59-78
1985 ... H ... L 68-77
1985 ... A ... L 63-82
1986 ... A ... L 81-83
1986 ... H ... L 71-84
1987 ... H ... L 78-81
1987 ... A ... W 65-63
1988 ... H ... W ++ 78-72
1988 ... A ... W 71-69
1989 ... H ... W + ... 69-64
1989 ... A ... L 61-70
1990 ... H ... L 61-64
1990 ... A ... L 57-60
1991 ... A ... L 50-65
1991 ... H ... W ++ 84-78
1992 ... H ... L 64-79
1992 ... A ... L 61-76
1993 ... A ... W 67-66
1993 ... H ... W 65-62
1994 ... A ... L 60-70
1994 ... H ... W 87-62
1995 ... H ... L 64-78
1995 ... A ... L 72-97
1996 ... H ... W 61-48
1996 ... A ... W 73-52
+ - overtime period

Minnesota

UW TRAILS 71-93

At Madison: 47-32

At Minneapolis: 24-61

1900 ... A ... L 15-17
1901 ... A ... L 15-42
1902 ... A ... L 10-30
1903 ... A ... L 11-33
1906 ... H ... W 31-24
1906 ... A ... L 10-16
1907 ... A ... L 11-18
1907 ... H ... W 31-20
1908 ... H ... W 37-16
1908 ... A ... W 34-14
1909 ... A ... W 14-13
1909 ... H ... W 37-14
1910 ... H ... W 24-14
1910 ... A ... L 9-16
1911 ... A ... L 16-17
1911 ... H ... L 13-21
1912 ... H ... W 22-12
1912 ... A ... W + ... 29-26
1913 ... A ... W 19-11
1913 ... H ... W 29-11
1914 ... H ... W 28-7
1914 ... A ... W 27-9
1915 ... A ... W 23-20
1915 ... H ... W 31-7
1916 ... H ... W 31-11
1916 ... A ... W 32-14
1917 ... A ... L 25-33
1917 ... H ... W 16-13
1918 ... A ... W 18-17
1918 ... H ... L 11-19
1919 ... A ... L 11-38
1919 ... H ... L 12-23
1920 ... H ... W 28-12
1920 ... A ... L 26-32
1921 ... A ... L 21-22
1921 ... H ... W 18-12
1922 ... H ... L 15-17
1922 ... A ... W 34-20
1923 ... A ... W 24-12
1923 ... H ... W 36-10
1925 ... A ... L 14-16
1925 ... H ... L 14-25
1926 ... H ... W 36-24
1926 ... A ... L 19-31
1928 ... A ... W 35-26
1928 ... H ... W 38-18
1929 ... A ... W 29-21
1929 ... H ... W 39-17
1931 ... A ... L 26-28
1931 ... H ... L 15-42
1932 ... A ... L 17-43
1932 ... H ... L 21-23
1934 ... A ... W 31-30
1934 ... H ... W 34-23
1935 ... H ... W 38-31
1935 ... A ... W 28-27
1937 ... H ... L 32-37
1937 ... A ... L 17-30

1938 ... H ... W 35-28
1938 ... A ... L 28-35
1939 ... A ... L 32-34
1939 ... H ... W 35-25
1940 ... H ... W 36-34
1940 ... A ... L 39-44
1941 ... A ... L 27-44
1941 ... H ... W 42-32
1942 ... A ... W 49-47
1943 ... H ... W 54-33
1943 ... A ... L 34-48
1944 ... A ... W 49-30
1944 ... H ... W 50-33
1945 ... H ... W 46-37
1945 ... A ... L 50-54
1946 ... H ... L 45-46
1946 ... A ... L 57-58
1947 ... H ... W 60-51
1947 ... A ... L 55-58
1948 ... H ... W 59-50
1948 ... A ... L 41-46
1949 ... A ... L 33-47
1949 ... A ... W 45-43
1950 ... H ... W 57-54
1950 ... A ... W 60-54
1951 ... A ... W 47-44
1952 ... H ... L 47-54
1953 ... A ... L 53-64
1953 ... H ... W 76-74
1954 ... H ... L 68-78
1954 ... A ... L 73-78
1955 ... H ... L 69-71
1955 ... A ... W 78-72
1956 ... H ... L 71-77
1957 ... A ... L 53-85
1958 ... H ... L 66-71
1958 ... A ... L 63-71
1959 ... A ... L 66-79
1959 ... H ... L 50-69
1960 ... A ... L 72-86
1961 ... H ... W 83-75
1962 ... A ... W 94-88
1962 ... H ... L 90-92
1963 ... H ... L 68-69
1963 ... A ... L 48-72
1964 ... A ... L 92-111
1964 ... H ... L 96-105
1965 ... A ... L 57-81
1965 ... H ... L 91-101
1966 ... A ... W 87-74
1967 ... H ... W 85-75
1968 ... A ... W 72-62
1968 ... H ... W 94-82
1969 ... H ... W 68-61
1969 ... A ... W 69-63
1970 ... H ... W 90-84
1971 ... A ... L 98-104
1972 ... H ... L 59-65
1972 ... A ... L 73-76
1973 ... A ... L 54-78
1973 ... H ... L 64-81
1974 ... A ... L + ... 63-64
1975 ... H ... L 46-61
1975 ... A ... L 58-65
1976 ... H ... L 84-96
1976 ... A ... L 74-98

1977 ... A ... L % ... 64-82
1977 ... H ... L % ... 61-64
1978 ... A ... L 51-61
1978 ... H ... L 55-64
1979 ... A ... L 72-82
1979 ... H ... L 72-74
1980 ... A ... L + ... 76-82
1980 ... H ... W 70-55
1981 ... A ... L 60-76
1981 ... H ... W + ... 60-58
1982 ... H ... L 57-78
1982 ... A ... L 60-71
1983 ... H ... L 58-65
1983 ... A ... L 71-78
1984 ... A ... L 62-75
1984 ... H ... L 67-68
1985 ... A ... L 62-72
1985 ... H ... W 65-61
1986 ... H ... L 65-67
1986 ... A ... W 70-64
1987 ... A ... L 67-69
1987 ... H ... W 69-52
1988 ... A ... L 62-71
1988 ... H ... W 81-70
1989 ... H ... W 75-67
1989 ... A ... L 58-59
1990 ... H ... W 77-75
1990 ... A ... L 67-68
1991 ... H ... W 72-62
1991 ... A ... L 70-80
1992 ... H ... L 48-49
1992 ... A ... L 57-76
1993 ... H ... W 79-70
1993 ... A ... L 71-85
1994 ... A ... L 53-90
1994 ... H ... L 78-109
1995 ... H ... W 74-67
1995 ... A ... L 70-78
1996 ... H ... W + ... 73-65
1996 ... A ... L 66-70

+ - overtime period
% - forfeited by UM

Northwestern

UW LEADS 87-56

At Madison: 51-20

At Evanston: 30-33

Neutral Sites: 6-3

1910 ... H ... W 55-9
1910 ... A ... W 39-11
1911 ... A ... W 29-9
1911 ... H ... W 23-11
1912 ... A ... W 32-19
1912 ... H ... W 46-11
1914 ... H ... W 38-9
1914 ... A ... W 33-26
1916 ... H ... W 22-18
1916 ... A ... W 24-21
1917 ... A ... W + ... 29-21
1917 ... H ... W 23-21

1918 ... A ... L 17-33
 1918 ... H ... W 26-18
 1919 ... H ... L 15-20
 1919 ... A ... L 23-32
 1921 ... A ... L 12-13
 1921 ... H ... W 22-10
 1922 ... A ... W 21-9
 1922 ... H ... W 23-11
 1923 ... A ... W 21-10
 1923 ... H ... W 29-17
 1924 ... A ... W 25-10
 1924 ... H ... W 23-14
 1926 ... H ... W 35-27
 1926 ... A ... L 26-36
 1927 ... A ... W 28-18
 1927 ... H ... W 25-24
 1929 ... H ... W 37-23
 1929 ... A ... W 31-25
 1930 ... A ... L 14-23
 1930 ... H ... W 29-22
 1932 ... A ... L + 30-31
 1932 ... H ... L 24-28
 1933 ... A ... L 22-40
 1933 ... H ... L 28-30
 1935 ... H ... W 16-9
 1935 ... A ... L 31-36
 1936 ... H ... L 28-33
 1936 ... A ... L 26-49
 1938 ... A ... L 38-47
 1938 ... H ... L 23-27
 1939 ... A ... L 27-37
 1940 ... H ... L 44-47
 1941 ... A ... W + 48-46
 1942 ... CS ... W 49-46
 1942 ... H ... W 59-47
 1943 ... CS ... W 67-65
 1943 ... H ... L 54-56
 1944 ... CS ... L 38-60
 1944 ... H ... W ++ 50-47
 1945 ... H ... L 37-52
 1945 ... CS ... W 44-43
 1946 ... CS ... L 34-56
 1946 ... H ... L 58-63
 1947 ... H ... W 45-44
 1947 ... CS ... W 54-42
 1948 ... CS ... W 68-62
 1948 ... H ... W 59-54
 1949 ... CS ... W 56-52
 1949 ... H ... W 57-46
 1950 ... CS ... W 66-59
 1950 ... H ... W 67-53
 1951 ... H ... W 68-56
 1952 ... A ... W 74-58
 1953 ... A ... W 78-56
 1953 ... H ... W 74-58
 1954 ... H ... W 64-47
 1955 ... A ... L 72-80
 1956 ... A ... W 79-55
 1956 ... H ... W 76-70
 1957 ... A ... L 54-75
 1957 ... H ... W 82-69
 1958 ... A ... L 65-82
 1959 ... H ... L 82-86
 1960 ... H ... L 69-77
 1960 ... A ... L 59-73
 1961 ... A ... L 52-54

1961 ... H ... W 75-61
 1962 ... A ... W 65-64
 1963 ... H ... W 78-65
 1964 ... A ... L 63-76
 1964 ... A ... L 64-72
 1965 ... H ... W + 93-87
 1965 ... A ... W 88-76
 1966 ... A ... L 65-76
 1966 ... H ... W 90-62
 1967 ... H ... W 110-94
 1967 ... A ... L 82-91
 1968 ... A ... L 75-77
 1969 ... H ... L 70-72
 1970 ... A ... L 75-82
 1970 ... H ... L 82-87
 1971 ... H ... W 87-72
 1972 ... A ... L 91-101
 1972 ... H ... L 82-90
 1973 ... A ... L 73-74
 1974 ... H ... W 87-53
 1974 ... A ... W 77-62
 1975 ... A ... L 66-69
 1975 ... H ... W 94-70
 1976 ... A ... L 60-62
 1976 ... H ... L 77-90
 1977 ... H ... W 61-60
 1977 ... A ... L 88-98
 1978 ... H ... L 85-93
 1978 ... A ... W 81-80
 1979 ... H ... W 95-82
 1979 ... A ... W 72-70
 1980 ... H ... W 75-66
 1980 ... A ... L 50-53
 1981 ... A ... L 48-50
 1981 ... H ... W 60-57
 1982 ... H ... L 55-61
 1982 ... A ... W 61-60
 1983 ... H ... W 49-45
 1983 ... DP ... L 57-64
 1984 ... A ... W + 61-60
 1984 ... H ... W 54-47
 1985 ... A ... W 52-51
 1985 ... H ... W 61-53
 1986 ... H ... W 57-52
 1986 ... A ... W 70-68
 1987 ... A ... W 62-57
 1987 ... H ... W 76-59
 1988 ... H ... W 80-59
 1988 ... A ... W 74-69
 1989 ... A ... W 59-58
 1989 ... H ... W 72-60
 1990 ... A ... L 85-87
 1990 ... H ... W 65-50
 1991 ... A ... W 74-57
 1991 ... H ... W 79-76
 1992 ... H ... W 69-67
 1992 ... A ... L 65-76
 1993 ... H ... W 101-87
 1993 ... A ... L 89-100
 1994 ... H ... L 71-75
 1994 ... A ... L 54-66
 1995 ... H ... W 97-73
 1995 ... A ... W 70-56
 1996 ... A ... L 52-62
 1996 ... H ... L 71-82

+ - overtime period
 CS - Chicago Stadium
 DP - DePaul Alumni Hall

Ohio State

UW TRAILS 52-72

At Madison: 36-27

At Columbus: 16-45

1905 ... A ... L 22-25
 1913 ... H ... W 22-11
 1913 ... A ... W 27-22
 1915 ... A ... W 26-17
 1915 ... H ... W 23-12
 1917 ... A ... W 30-22
 1917 ... H ... W 40-15
 1920 ... H ... W 31-27
 1920 ... A ... W 34-22
 1921 ... A ... W 40-21
 1921 ... H ... W 34-24
 1924 ... A ... L 13-27
 1924 ... H ... W 30-20
 1925 ... H ... L 20-27
 1925 ... A ... L 23-37
 1927 ... H ... W 25-16
 1927 ... A ... L 16-20
 1928 ... A ... W 30-13
 1928 ... H ... W 21-18
 1930 ... A ... W 32-25
 1930 ... H ... W 32-23
 1931 ... A ... L 19-29
 1931 ... H ... W 28-24
 1933 ... H ... L 30-31
 1933 ... A ... L 20-37
 1934 ... H ... W 42-23
 1934 ... A ... W 44-38
 1936 ... A ... L 23-44
 1936 ... H ... W 34-25
 1937 ... H ... L 22-28
 1937 ... H ... W + 35-33
 1939 ... H ... L 38-46
 1940 ... A ... L 35-41
 1941 ... H ... W 46-31
 1942 ... H ... W 49-39
 1942 ... A ... W 44-39
 1945 ... A ... L 36-40
 1945 ... H ... L 34-63
 1947 ... H ... L 56-57
 1948 ... A ... L 47-53
 1949 ... H ... L 54-57
 1950 ... A ... L 47-61
 1951 ... A ... W 74-67
 1951 ... H ... W 56-51
 1952 ... H ... W 58-51
 1952 ... A ... L 56-69
 1953 ... H ... W 64-51
 1953 ... A ... W 69-63
 1954 ... A ... W 79-73
 1955 ... H ... W 86-63
 1956 ... A ... L ++ 98-100
 1956 ... H ... L 71-79

1957 ... H ... L 64-67
 1957 ... A ... L 50-63
 1958 ... H ... W 67-64
 1959 ... A ... L 72-78
 1960 ... H ... L 69-106
 1960 ... A ... L 68-93
 1961 ... H ... L 68-100
 1961 ... A ... L 74-97
 1962 ... H ... W 86-67
 1963 ... A ... L 70-94
 1964 ... H ... L 85-101
 1964 ... A ... L 74-92
 1965 ... A ... L 86-98
 1965 ... H ... L 71-73
 1966 ... A ... L + 81-87
 1967 ... H ... L + 84-90
 1968 ... A ... L 64-86
 1968 ... H ... W 86-78
 1969 ... A ... L 69-84
 1969 ... H ... W 77-73
 1970 ... H ... L 86-98
 1970 ... A ... L 87-96
 1971 ... A ... L 69-83
 1971 ... H ... L 71-79
 1972 ... A ... L 69-79
 1973 ... H ... W 84-76
 1974 ... H ... W 69-64
 1974 ... A ... W 68-56
 1975 ... H ... L 67-69
 1975 ... A ... L 70-76
 1976 ... H ... W + 82-81
 1976 ... A ... W 91-79
 1977 ... H ... L 58-60
 1977 ... A ... L + 80-82
 1978 ... A ... L 61-77
 1978 ... H ... L 78-83
 1979 ... A ... L 71-82
 1979 ... H ... W 76-73
 1980 ... A ... W 72-71
 1980 ... H ... W 70-67
 1981 ... A ... L 67-71
 1981 ... H ... W 77-63
 1982 ... A ... L 59-67
 1982 ... H ... L 75-77
 1983 ... A ... L 69-82
 1983 ... H ... L 65-68
 1984 ... H ... L 74-85
 1984 ... A ... L 65-71
 1985 ... A ... L 88-99
 1985 ... H ... W 92-78
 1986 ... H ... L 61-78
 1986 ... A ... L 71-73
 1987 ... A ... L 66-81
 1987 ... H ... L 69-83
 1988 ... H ... W 64-63
 1988 ... A ... L 53-78
 1989 ... A ... L 70-73
 1989 ... H ... W 77-65
 1990 ... A ... L 53-68
 1990 ... H ... L 58-68
 1991 ... A ... L 60-92
 1991 ... H ... L 71-73
 1992 ... A ... L 72-86
 1992 ... H ... L 63-67
 1993 ... H ... W 76-67
 1993 ... A ... L 70-80

History

1994 H W 69-55
 1994 A L 57-73
 1995 A W 81-59
 1995 H W 80-69
 1996 A L 55-63
 1996 H W 62-56

+ - overtime period

Penn State

TIED 4-4

At Madison: 2-2
 At University Park: 2-2

1993 A W 75-68
 1993 H L 58-62
 1994 A W 71-56
 1994 H W 77-64
 1995 H L 67-78
 1995 A L 67-74
 1996 A L 50-79
 1996 H W 54-52

Providence

UW TRAILS 1-2

At Madison: 0-0
 At Providence: 0-2
 Neutral Sites: 1-0

1962 NY ... W 95-84
 1978 A L 62-73
 1996 A L 57-58

NY - New York City

Purdue

UW TRAILS 51-91

At Madison: 36-35
 At West Lafayette: 15-56

1906 A W 34-14
 1906 H W 31-15
 1907 A W 33-27
 1907 H W 37-10
 1908 A W 28-24
 1908 H W 34-13
 1909 A L 20-23
 1909 H W 29-6
 1910 A L 17-29
 1910 H W 38-14
 1911 A L 16-34
 1911 H W 45-17
 1913 A W 25-15
 1913 H W 22-19

1914 H W + ... 25-20
 1914 A W 27-13
 1915 A W + ... 28-24
 1915 H W 26-21
 1916 A W 33-17
 1916 H W 35-22
 1918 H W 21-16
 1918 A W 24-18
 1923 A L 13-17
 1923 H W 20-19
 1925 H L 22-30
 1925 A L 26-32
 1926 H L 21-29
 1926 A L 31-32
 1928 H W 28-22
 1928 A L 15-31
 1929 A W 31-26
 1929 H W 27-24
 1931 A L 27-46
 1931 H L 17-24
 1932 A L 22-38
 1932 H L 21-28
 1934 H L 26-27
 1934 A L 25-37
 1935 H L 18-19
 1935 A L 24-43
 1937 A L 30-43
 1937 H W 46-43
 1938 A L 34-40
 1938 H L 39-46
 1939 A L 31-39
 1939 H W + ... 32-30
 1940 A L 36-49
 1940 H L + ... 45-48
 1941 H W + ... 48-42
 1941 A W 43-42
 1942 A L 34-40
 1943 A W 53-45
 1944 H L + ... 50-52
 1945 A L 34-45
 1945 H W 64-48
 1946 H L 49-53
 1946 A L 46-59
 1947 A W 72-60
 1948 H W 49-44
 1949 A L 48-53
 1950 H W 56-45
 1951 A L 46-62
 1951 H L 61-64
 1952 H L 64-79
 1952 A L 67-78
 1953 A L 59-65
 1953 H W 50-46
 1954 H W 66-57
 1954 A L 66-71
 1955 A L 63-75
 1955 H W 75-73
 1956 H L 66-78
 1957 A L 66-85
 1958 A L 47-62
 1958 H L 76-81
 1959 A L 61-84
 1959 H W 91-86
 1960 A L 69-99
 1960 H W 89-80
 1961 A L 58-69

1961 H L 81-88
 1962 H W 89-86
 1963 A W 74-66
 1964 H W 81-80
 1964 A L 83-97
 1965 H W 76-66
 1965 A L 74-83
 1966 H W 69-68
 1967 A W 79-76
 1968 A L 79-99
 1968 H W 104-84
 1969 H L 80-86
 1969 A L 69-87
 1970 A L 74-90
 1971 H L 77-81
 1972 A W 84-65
 1972 H W 66-60
 1973 A L 59-66
 1973 H W 71-63
 1974 A L 80-107
 1975 A L 49-88
 1975 H L 64-69
 1976 A L 72-87
 1976 H L 74-85
 1977 A L 71-81
 1977 H W 76-74
 1978 H L 70-79
 1978 A L 78-87
 1979 A L 60-73
 1979 H L 48-54
 1980 H L + ... 60-73
 1980 A L 61-69
 1981 H L 69-71
 1981 A L 61-72
 1982 A L 67-81
 1982 H L 46-55
 1983 H L 64-80
 1983 A L 64-79
 1984 A L 65-84
 1984 H L 48-61
 1985 H L 68-72
 1985 A L 52-67
 1986 A L 73-100
 1986 H L 78-80
 1987 H L 48-57
 1987 A L 62-70
 1988 A L 62-86
 1988 H L 56-84
 1989 H L 62-68
 1989 A L 60-65
 1990 H L 54-56
 1990 A L 55-62
 1991 H W 66-44
 1991 A L 62-69
 1992 H W 79-69
 1992 A L 51-61
 1993 A L 60-76
 1993 H L + + ... 87-90
 1994 H W 75-69
 1994 A L 64-67
 1995 A L 56-66
 1996 H L 42-75

+ - overtime period

Saint Bonaventure

UW TRAILS 0-1

At Madison: 0-1

1996 H L 62-76

Temple

TIED 1-1

At Madison: 1-0
 At Philadelphia: 0-1

1968 QC ... L 80-82
 1996 H W + ... 57-54

+ - overtime period

QC - Quaker City Classic, Phila.

Wisconsin-Milwaukee

UW LEADS 12-1

At Madison: 6-1
 At Milwaukee: 6-0

1902 A W 37-18
 1915 A W 21-10
 1916 A W 51-12
 1916 A W 39-8
 1919 A W 39-18
 1920 A W 36-10
 1974 H W 73-46
 1978 H W 72-66
 1979 H W 74-55
 1993 H L 72-77
 1994 H W 106-84
 1995 H W 90-64
 1996 H W 94-63

Yearly Season Records

Year	Overall			Big Ten				Home	Away	Neut.	Head Coach
	W	L	Pct.	W	L	Pct.	Pl.				
1898-99	0	3	.000	—	—	—	—	0-0	0-3	0-0	James Elsom
1899-00	1	1	.500	—	—	—	—	0-0	1-1	0-0	James Elsom
1900-01	1	1	.500	—	—	—	—	0-0	1-1	0-0	James Elsom
1901-02	7	3	.700	—	—	—	—	0-0	7-2	0-1	James Elsom
1902-03	5	2	.714	—	—	—	—	0-0	5-2	0-0	James Elsom
1903-04	11	4	.733	—	—	—	—	2-0	9-4	0-0	James Elsom
1904-05	10	8	.556	—	—	—	—	1-0	9-8	0-0	Emmett Angell
1905-06	12	2	.857	6	2	.750	2	6-0	6-2	0-0	Emmett Angell
1906-07	11	3	.786	6	2	.750	1t	7-1	4-2	0-0	Emmett Angell
1907-08	10	2	.833	7	1	.875	1t	7-1	3-1	0-0	Emmett Angell
1908-09	8	4	.667	5	4	.556	3	7-1	1-3	0-0	Haskell Noyes
1909-10	9	5	.643	7	5	.583	3	8-0	1-5	0-0	Haskell Noyes
1910-11	9	6	.600	6	6	.500	5	8-1	1-5	0-0	Haskell Noyes
1911-12	15	0	1.000	12	0	1.000	1	8-0	7-0	0-0	Walter Meanwell
1912-13	14	1	.933	11	1	.917	1	9-0	5-1	0-0	Walter Meanwell
1913-14	15	0	1.000	12	0	1.000	1	9-0	6-0	0-0	Walter Meanwell
1914-15	13	4	.765	8	4	.667	3	9-2	4-2	0-0	Walter Meanwell
1915-16	20	1	.952	11	1	.917	1	10-0	10-1	0-0	Walter Meanwell
1916-17	15	3	.833	9	3	.750	4	9-1	6-2	0-0	Walter Meanwell
1917-18	14	3	.824	9	3	.750	1	9-1	5-2	0-0	Guy Lowman
1918-19	5	11	.313	3	9	.250	10	1-6	4-5	0-0	Guy Lowman
1919-20	15	5	.750	7	5	.583	5	9-1	6-4	0-0	Guy Lowman
1920-21	13	4	.765	8	4	.667	1t	9-0	4-4	0-0	Walter Meanwell
1921-22	14	5	.737	8	4	.667	2t	8-3	6-2	0-0	Walter Meanwell
1922-23	12	3	.800	11	1	.917	1t	7-2	5-1	0-0	Walter Meanwell
1923-24*	11	5	.688	8	4	.667	1t	8-1	3-4	0-0	Walter Meanwell
1924-25	6	11	.353	3	9	.250	9	5-6	1-5	0-0	Walter Meanwell
1925-26	8	9	.471	4	8	.333	8t	6-4	2-5	0-0	Walter Meanwell
1926-27	10	7	.588	7	5	.583	4t	6-3	3-4	1-0	Walter Meanwell
1927-28	13	4	.765	9	3	.750	3t	9-2	4-2	0-0	Walter Meanwell
1928-29	15	2	.882	10	2	.833	1t	9-1	5-1	1-0	Walter Meanwell
1929-30	15	2	.882	8	2	.800	2	12-0	3-2	0-0	Walter Meanwell
1930-31	8	9	.471	4	8	.333	7t	7-3	1-6	0-0	Walter Meanwell
1931-32	8	10	.400	3	9	.250	8t	7-4	1-6	0-0	Walter Meanwell
1932-33	7	13	.350	4	8	.333	8	4-6	3-7	0-0	Walter Meanwell
1933-34	14	6	.700	8	4	.667	2t	10-2	4-4	0-0	Walter Meanwell
1934-35	15	5	.750	9	3	.750	1t	11-2	4-3	0-0	Harold Foster
1935-36	11	9	.550	4	8	.333	8	9-3	2-6	0-0	Harold Foster
1936-37	8	12	.400	3	9	.250	8t	7-4	1-8	0-0	Harold Foster
1937-38	10	10	.500	5	7	.417	7	8-3	2-7	0-0	Harold Foster
1938-39	10	10	.500	4	8	.333	7	8-3	2-7	0-0	Harold Foster
1939-40	5	15	.250	3	9	.250	9	4-6	1-8	0-1	Harold Foster
1940-41	20	3	.870	11	1	.917	1	11-1	6-2	3-0	Harold Foster
1941-42	14	7	.667	10	5	.667	2t	9-2	5-4	0-1	Harold Foster
1942-43	12	9	.571	6	6	.500	4t	7-4	4-5	1-0	Harold Foster
1943-44	12	9	.571	9	3	.750	2t	5-5	6-4	1-0	Harold Foster
1944-45	10	11	.476	4	8	.333	6t	6-5	3-6	1-0	Harold Foster

History

Year	Overall			Big Ten				Home	Away	Neut.	Head Coach
	W	L	Pct.	W	L	Pct.	Pl.				
1945-46	4	17	.190	1	11	.083	9	4-7	0-10	0-0	Harold Foster
1946-47	16	6	.727	9	3	.750	1	9-2	6-4	1-0	Harold Foster
1947-48	12	8	.600	7	5	.583	3t	9-1	3-7	0-0	Harold Foster
1948-49	12	10	.545	5	7	.417	7	9-3	3-7	0-0	Harold Foster
1949-50	17	5	.773	9	3	.750	2	10-1	6-4	1-0	Harold Foster
1950-51	10	12	.455	7	7	.500	4t	6-5	4-7	0-0	Harold Foster
1951-52	10	12	.455	5	9	.357	7	6-5	3-6	1-1	Harold Foster
1952-53	13	9	.591	10	8	.556	5	9-2	4-6	0-1	Harold Foster
1953-54	12	10	.545	6	8	.429	5t	7-4	5-6	0-0	Harold Foster
1954-55	10	12	.455	5	9	.357	6t	6-5	4-7	0-0	Harold Foster
1955-56	6	16	.273	4	10	.286	8t	3-8	3-8	0-0	Harold Foster
1956-57	5	17	.227	3	11	.214	9	4-7	1-10	0-0	Harold Foster
1957-58	8	14	.364	3	11	.214	10	5-6	3-7	0-1	Harold Foster
1958-59	3	19	.136	1	13	.071	10	3-8	0-10	0-1	Harold Foster
1959-60	8	16	.333	4	10	.286	9	5-7	2-9	1-0	John Erickson
1960-61	7	17	.292	4	10	.286	8	6-4	1-11	0-2	John Erickson
1961-62	17	7	.708	10	4	.714	2	10-3	5-3	2-1	John Erickson
1962-63	14	10	.583	7	7	.500	6	8-5	5-5	1-0	John Erickson
1963-64	8	16	.333	2	12	.143	10	5-6	1-9	2-1	John Erickson
1964-65	9	13	.409	4	10	.286	8	5-5	3-7	1-1	John Erickson
1965-66	11	13	.458	6	8	.429	7	9-3	2-8	0-2	John Erickson
1966-67	13	11	.542	8	8	.500	4	7-4	2-6	4-1	John Erickson
1967-68	13	11	.542	7	7	.500	5	9-2	3-7	1-2	John Erickson
1968-69	11	13	.458	5	9	.357	8t	8-3	1-10	2-0	John Powless
1969-70	10	14	.417	5	9	.357	6t	6-6	3-8	1-0	John Powless
1970-71	9	15	.375	4	10	.286	7t	7-5	1-10	1-0	John Powless
1971-72	13	11	.542	6	8	.429	5t	9-3	3-7	1-1	John Powless
1972-73	11	13	.458	5	9	.357	9	8-3	2-10	1-0	John Powless
1973-74	16	8	.667	8	6	.571	4t	11-2	4-6	1-0	John Powless
1974-75	8	18	.308	5	13	.278	8	8-7	0-9	0-2	John Powless
1975-76	10	16	.385	4	14	.222	9	7-7	2-9	1-0	John Powless
1976-77	11	16	.407	7	11	.389	7t	8-5	2-11	1-0	Bill Cofield
1977-78	8	19	.296	4	14	.222	9t	7-7	1-12	0-0	Bill Cofield
1978-79	12	15	.444	6	12	.333	8t	9-5	3-9	0-1	Bill Cofield
1979-80	15	14	.517	7	11	.389	8	11-4	2-9	2-1	Bill Cofield
1980-81	11	16	.407	5	13	.278	9	9-6	2-9	0-1	Bill Cofield
1981-82	6	21	.222	3	15	.167	10	4-9	2-9	0-3	Bill Cofield
1982-83	8	20	.286	3	15	.167	10	7-8	0-11	1-1	Steve Yoder
1983-84	8	20	.286	4	14	.222	10	6-7	1-12	1-1	Steve Yoder
1984-85	14	14	.500	5	13	.278	9	10-5	2-9	2-0	Steve Yoder
1985-86	12	16	.429	4	14	.222	9	8-7	4-7	0-2	Steve Yoder
1986-87	14	17	.452	4	14	.222	8	8-7	4-9	2-1	Steve Yoder
1987-88	12	16	.429	6	12	.333	7	5-6	3-10	4-0	Steve Yoder
1988-89	18	12	.600	8	10	.444	6t	14-3	3-9	1-0	Steve Yoder
1989-90	14	17	.452	4	14	.222	8t	8-6	2-9	4-2	Steve Yoder
1990-91	15	15	.500	8	10	.444	7	11-6	4-9	0-0	Steve Yoder
1991-92	13	18	.419	4	14	.222	9	11-6	1-10	1-2	Steve Yoder
1992-93	14	14	.500	7	11	.389	8t	11-6	3-8	0-0	Stu Jackson
1993-94	18	11	.621	8	10	.444	7	14-2	3-8	1-1	Stu Jackson
1994-95	13	14	.481	7	11	.389	9	11-4	2-10	0-0	Stan Van Gundy
1995-96	17	15	.531	8	10	.444	8	13-5	3-8	1-2	Dick Bennett

* 1924 season includes one tie game

Statistical History

Year	G	FG	FGA	PCT	3P	3PA	PCT	FT	FTA	PCT	REB	AVG	A	TO	BK	ST	PTS	AVG
1946-47	22	453	1590	.285	—	—	—	322	522	.617	—	—	—	—	—	—	1228	55.8
Opp.	22	445	1796	.248	—	—	—	276	481	.574	—	—	—	—	—	—	1166	53.0
1947-48	20	375	1407	.267	—	—	—	297	460	.646	—	—	—	—	—	—	1047	52.4
Opp.	20	404	1461	.277	—	—	—	260	430	.605	—	—	—	—	—	—	1068	53.4
1948-49	22	417	1499	.278	—	—	—	352	575	.612	—	—	—	—	—	—	1186	53.9
Opp.		Records Incomplete																
1949-50	22	476	1631	.292	—	—	—	326	565	.577	—	—	—	—	—	—	1278	58.1
Opp.	22	463	1677	.276	—	—	—	231	393	.588	—	—	—	—	—	—	1157	52.6
1950-51	22	456	1502	.304	—	—	—	338	561	.603	1099	49.9	306	—	—	—	1250	56.8
Opp.	22	498	1710	.291	—	—	—	256	429	.598	—	—	—	—	—	—	1252	56.9
1951-52	22	450	1518	.296	—	—	—	380	574	.662	930	42.3	267	—	—	—	1280	58.1
Opp.	22	519	1595	.326	—	—	—	312	480	.650	919	41.8	247	—	—	—	1310	59.6
1952-53	22	486	1497	.326	—	—	—	473	717	.660	—	—	—	—	—	—	1447	65.8
Opp.	22	469	1562	.300	—	—	—	413	659	.627	—	—	—	—	—	—	1361	61.9
1953-54	22	504	1409	.358	—	—	—	486	695	.699	745	33.9	—	—	—	—	1494	67.9
Opp.	22	469	1522	.309	—	—	—	455	716	.635	—	—	—	—	—	—	1393	63.3
1954-55	22	541	1463	.370	—	—	—	495	693	.714	793	36.1	—	—	—	—	1577	71.7
Opp.	22	574	1492	.385	—	—	—	450	647	.695	737	33.5	—	—	—	—	1598	72.6
1955-56	22	550	1500	.367	—	—	—	430	653	.659	973	44.2	—	—	—	—	1530	69.5
Opp.	22	570	1505	.379	—	—	—	455	678	.671	928	42.2	—	—	—	—	1595	72.5
1956-57	22	510	1491	.342	—	—	—	296	501	.591	862	39.2	—	—	—	—	1316	59.8
Opp.	22	563	1526	.369	—	—	—	385	580	.664	982	44.6	—	—	—	—	1511	68.7
1957-58	22	555	1551	.358	—	—	—	272	434	.627	842	38.3	—	—	—	—	1382	62.8
Opp.	22	579	1600	.362	—	—	—	369	546	.676	957	43.5	—	—	—	—	1527	69.4
1958-59	22	523	1526	.343	—	—	—	330	579	.569	935	42.5	—	—	—	—	1376	62.6
Opp.	22	700	1637	.428	—	—	—	343	518	.662	1187	53.9	—	—	—	—	1743	79.2
1959-60	24	710	1723	.412	—	—	—	323	500	.646	1031	42.9	—	—	—	—	1743	72.6
Opp.	24	781	1810	.431	—	—	—	375	577	.649	1149	47.9	—	—	—	—	1935	80.6
1960-61	24	679	1753	.387	—	—	—	338	538	.628	1122	46.8	—	—	—	—	1696	70.7
Opp.	24	702	1727	.407	—	—	—	396	599	.661	1104	46.0	—	—	—	—	1800	75.0
1961-62	24	793	1812	.437	—	—	—	446	666	.670	1177	49.1	—	—	—	—	2032	84.7
Opp.	24	745	1801	.414	—	—	—	421	609	.692	1096	45.7	—	—	—	—	1911	79.6
1962-63	24	727	1652	.440	—	—	—	348	526	.662	1196	49.8	—	—	—	—	1802	75.1
Opp.	24	694	1805	.385	—	—	—	336	514	.654	1064	44.3	—	—	—	—	1720	71.7
1963-64	24	780	1915	.407	—	—	—	407	612	.665	1173	48.9	—	—	—	—	1967	81.9
Opp.	24	832	1839	.452	—	—	—	418	606	.690	1297	54.1	—	—	—	—	2082	86.8
1964-65	22	680	1587	.429	—	—	—	343	536	.640	969	44.1	—	—	—	—	1703	77.4
Opp.	22	673	1580	.426	—	—	—	410	565	.726	1082	49.2	—	—	—	—	1756	79.8
1965-66	24	725	1665	.435	—	—	—	398	588	.676	1075	44.8	—	—	—	—	1848	77.0
Opp.	24	745	1790	.416	—	—	—	426	599	.724	1152	48.0	—	—	—	—	1916	79.5
1966-67	24	753	1738	.433	—	—	—	457	658	.695	1207	50.3	—	—	—	—	1963	81.8
Opp.	24	772	1810	.427	—	—	—	415	638	.651	1217	50.7	—	—	—	—	1959	81.6
1967-68	24	750	1687	.445	—	—	—	422	632	.668	1136	47.3	—	—	—	—	1922	80.1
Opp.	24	732	1702	.430	—	—	—	411	563	.730	1085	45.2	—	—	—	—	1875	78.1
1968-69	24	633	1591	.398	—	—	—	424	617	.687	1091	45.5	—	—	—	—	1690	70.4
Opp.	24	608	1461	.416	—	—	—	476	688	.692	1079	44.9	—	—	—	—	1692	70.5
1969-70	24	707	1672	.423	—	—	—	429	609	.704	1142	47.6	—	—	—	—	1843	76.8
Opp.	24	727	1669	.436	—	—	—	483	687	.703	1118	46.6	—	—	—	—	1937	80.7

History

Year	G	FG	FGA	PCT	3P	3PA	PCT	FT	FTA	PCT	REB	AVG	A	TO	BK	ST	PTS	AVG
1970-71	24	792	1831	.433	—	—	—	463	658	.704	1268	52.8	—	—	—	—	2047	86.3
Opp.	24	805	1820	.442	—	—	—	417	600	.695	1164	48.5	—	—	—	—	2027	84.5
1971-72	24	747	1714	.436	—	—	—	427	613	.697	1160	48.3	—	—	—	—	1921	80.0
Opp.	24	664	1514	.439	—	—	—	446	685	.651	1082	45.1	—	—	—	—	1774	73.9
1972-73	24	740	1725	.429	—	—	—	326	487	.669	1245	51.9	—	—	—	—	1806	75.3
Opp.	24	732	1809	.405	—	—	—	332	494	.672	1140	47.5	—	—	—	—	1796	74.8
1973-74	24	766	1680	.456	—	—	—	295	422	.699	1169	48.7	378	—	—	—	1827	76.1
Opp.	24	653	1574	.415	—	—	—	270	391	.690	914	38.0	277	—	—	—	1576	65.7
1974-75	26	759	1818	.417	—	—	—	335	482	.695	1104	42.5	430	—	—	—	1853	71.3
Opp.	26	814	1711	.476	—	—	—	398	557	.715	1158	44.5	515	—	—	—	2026	77.9
1975-76	26	783	1808	.433	—	—	—	431	600	.718	1131	43.5	448	—	—	—	1997	76.8
Opp.	26	836	1825	.458	—	—	—	467	656	.712	1241	47.7	488	—	—	—	2139	82.3
1976-77	27	737	1738	.424	—	—	—	387	572	.677	1132	41.9	338	—	—	—	1861	68.9
Opp.	27	800	1758	.455	—	—	—	398	561	.709	1100	40.7	405	—	—	—	1998	74.0
1977-78	27	758	1735	.437	—	—	—	397	592	.671	1075	39.8	340	494	59	155	1913	70.9
Opp.	27	794	1618	.491	—	—	—	451	627	.719	1009	37.4	381	511	94	129	2039	75.5
1978-79	27	760	1728	.440	—	—	—	363	545	.666	1048	38.8	377	495	66	203	1883	69.7
Opp.	27	776	1604	.484	—	—	—	433	603	.718	993	36.8	427	528	112	147	1985	73.5
1979-80	29	783	1666	.470	—	—	—	457	638	.716	1062	36.6	380	513	65	151	2023	69.8
Opp.	29	749	1620	.462	—	—	—	413	578	.715	923	31.8	335	510	93	164	1911	65.9
1980-81	27	690	1498	.461	—	—	—	376	558	.667	898	32.9	339	455	64	151	1756	65.5
Opp.	27	718	1446	.498	—	—	—	410	587	.700	882	32.7	330	462	58	185	1846	68.9
1981-82	27	721	1664	.433	—	—	—	293	426	.688	911	33.8	351	450	83	154	1735	64.3
Opp.	27	768	1502	.511	—	—	—	452	645	.701	984	36.4	379	472	78	153	1988	73.7
1982-83	28	739	1678	.440	22	68	.324	314	433	.725	901	32.2	351	409	91	160	1813	64.8
Opp.	28	771	1571	.491	30	68	.441	421	593	.710	1025	36.6	381	451	112	157	1994	71.2
1983-84	28	743	1579	.471	—	—	—	413	545	.758	833	29.8	403	379	45	146	1899	66.0
Opp.	28	791	1447	.547	—	—	—	417	590	.707	855	30.5	459	433	77	178	1999	71.4
1984-85	28	803	1646	.488	—	—	—	361	496	.728	900	32.1	456	374	61	149	1967	70.3
Opp.	28	807	1659	.486	—	—	—	399	555	.719	965	34.5	426	392	60	162	2013	71.9
1985-86	28	814	1686	.483	—	—	—	368	502	.733	892	31.9	442	382	51	181	1996	71.3
Opp.	28	846	1637	.517	—	—	—	399	541	.738	947	33.8	412	418	74	169	2091	74.7
1986-87	31	813	1696	.479	160	358	.447	407	596	.683	982	31.7	506	482	83	185	2193	70.7
Opp.	31	846	1793	.472	87	233	.373	434	636	.682	1087	35.1	479	451	84	234	2213	71.4
1987-88	28	710	1539	.461	126	292	.432	387	569	.680	841	30.0	442	429	68	196	1933	69.0
Opp.	28	784	1585	.495	108	264	.409	408	560	.729	968	34.6	462	461	84	199	2084	74.4
1988-89	30	774	1546	.501	146	326	.448	406	606	.670	859	28.6	450	401	86	220	2100	70.0
Opp.	30	699	1503	.465	105	267	.393	438	606	.723	885	29.5	367	470	71	162	1941	64.7
1989-90	31	744	1558	.478	121	311	.408	416	642	.648	933	30.1	445	450	78	195	2031	65.5
Opp.	31	721	1591	.453	117	313	.374	445	622	.715	951	30.7	363	440	59	189	2004	64.6
1990-91	30	743	1476	.503	186	450	.413	451	661	.682	900	30.0	469	482	96	160	2123	70.8
Opp.	30	801	1701	.471	134	370	.362	451	661	.693	893	29.8	410	386	62	221	2094	69.8
1991-92	31	792	1689	.469	179	420	.426	463	682	.679	966	31.2	416	456	153	208	2226	71.8
Opp.	31	790	1697	.466	124	327	.379	503	689	.730	1036	33.4	417	493	101	217	2207	71.2
1992-93	28	793	1754	.452	219	570	.384	341	519	.676	910	32.5	408	414	90	214	2156	77.0
Opp.	28	755	1599	.472	104	315	.330	504	681	.740	1043	37.3	375	506	89	194	2118	75.6
1993-94	29	816	1755	.465	225	609	.369	402	599	.671	1090	37.6	472	449	135	201	2259	77.9
Opp.	29	736	1754	.420	156	466	.335	471	667	.706	1055	36.4	383	442	83	241	2099	72.4
1994-95	27	672	1611	.417	186	561	.332	440	687	.640	1062	39.3	343	448	103	172	1970	73.0
Opp.	27	661	1612	.410	140	441	.317	472	696	.678	1061	39.3	328	428	86	181	1934	71.6
1995-96	32	726	1672	.434	189	551	.343	473	680	.696	1071	33.5	415	486	91	201	2114	66.1
Opp.	32	733	1704	.430	199	564	.353	408	610	.669	1051	32.8	408	488	118	225	2073	64.8

Coaching Records


Coach	Seasons	Years	Overall			Big Ten		
			W	L	Pct.	W	L	Pct.
James Elsom	1899-1904	6	25	14	.641	—	—	—
Emmett Angell	1905-08	4	43	15	.741	19	6	.760
Haskell Noyes	1909-11	3	26	15	.634	18	15	.545
Walter Meanwell *	1912-17; 21-34	20	246	99	.712	158	80	.660
Guy Lowman	1918-20	3	34	19	.642	19	17	.528
Harold Foster	1935-59	25	265	267	.498	143	182	.440
John Erickson	1960-68	9	100	114	.467	52	74	.413
John Powless	1969-76	8	88	108	.449	42	78	.350
Bill Cofield	1977-82	6	63	101	.384	32	76	.296
Steve Yoder	1983-92	10	128	165	.437	50	130	.278
Stu Jackson	1993-94	2	32	25	.561	15	21	.417
Stan Van Gundy	1995	1	13	14	.481	7	11	.389
Dick Bennett	1996	1	17	15	.531	8	10	.444
Totals		98	1080	971	.527	563	700	.446

* Includes one tie game

Badger Assistant Coaches

1940-41	Fritz Wegner	1956-57	Fritz Wegner	1972-73	Dave VanderMeulen	1985-86	Rick Bowen
1941-42	Fritz Wegner		Silas Johnson		Ted Voigt		Brad McNulty
1942-43	Fritz Wegner		Tom Ward	1973-74	Dave VanderMeulen		Ray McCallum
	Robert Alwin	1957-58	Fritz Wegner		Ted Voigt	1986-87	Brad McNulty
1943-44	Fritz Wegner		Al Hovland	1974-75	Dave VanderMeulen		Ray McCallum
1944-45	Fritz Wegner	1958-59	Fritz Wegner		Lamont Weaver		Chris Benetti
1945-46	Fritz Wegner		John Erickson	1975-76	Dave VanderMeulen	1987-88	Brad McNulty
	Andy Smith	1959-60	John Orr		Lamont Weaver		Ray McCallum
1946-47	Fritz Wegner		Ron Nord	1976-77	Bo Ryan		Rod Zentner
	Ted Deppe	1960-61	John Orr		Larry Reed	1988-89	Brad McNulty
1947-48	Fritz Wegner		Ron Nord		Todd Landrum		Ray McCallum
	Art Rizzi	1961-62	John Orr	1977-78	Bo Ryan		Rod Zentner
	Kurt Grimm		Ron Nord		Larry Reed	1989-90	Ray McCallum
	Bob Weigandt	1962-63	John Orr		Todd Landrum		John Williams
1948-49	Fritz Wegner	1963-64	Dave Brown	1978-79	Bo Ryan		Chuck Schramm
	Ray Patterson		John Powless		Larry Reed	1990-91	Ray McCallum
1949-50	Fritz Wegner	1964-65	Dave Brown		Todd Landrum		John Williams
	Bruce Fossum		John Powless	1979-80	Bo Ryan		Chuck Schramm
1950-51	Fritz Wegner	1965-66	Dave Brown		Larry Reed	1991-92	Ray McCallum
	Walt Lautenbach		John Powless		Todd Landrum		John Williams
1951-52	Fritz Wegner	1966-67	Dave Brown	1980-81	Bo Ryan		Chuck Schramm
	Art Rizzi		John Powless		Ken Johnson	1992-93	Ray McCallum
1952-53	Fritz Wegner	1967-68	Dave Brown		Don Gosz		Stan Van Gundy
	Art Rizzi		John Powless	1981-82	Bo Ryan		Sean Miller
1953-54	Fritz Wegner	1968-69	Dave Brown		Ken Johnson	1993-94	Stan Van Gundy
	Art Rizzi		Bud Foster		Don Gosz		Bob Beyer
1954-55	Fritz Wegner		Milt Bruhn	1982-83	Rick Bowen		Tim Buckley
	Ab Nicholas	1969-70	Dave Brown		Brad McNulty	1994-95	Dave Bollwinkel
	Bob Cook		Dave VanderMeulen		Bo Ryan		Shawn Hood
1955-56	Fritz Wegner	1970-71	Dave Brown	1983-84	Rick Bowen		Brian Hecker
	Paul Morrow		Dave VanderMeulen		Brad McNulty	1995-96	Brad Soderberg
	Silas Johnson	1971-72	Dave VanderMeulen		Bo Ryan		Shawn Hood
			Ted Voigt	1984-85	Rick Bowen		Brian Hecker
					Brad McNulty		
					Ray McCallum		

RECORDS



Badger Victories

Winning Streaks

ONE SEASON

	Wins	Began	Ended
1.	15	1-11-41	through end of season
	15	won all 15 games in 1913-14	
	15	won all 15 games in 1911-12	
4.	12	12-10-15	1-22-16
5.	11	11-27-93	1-12-94

ONE SEASON (HOME GAMES)

	Wins	Began	Ended
1.	12	11-27-93	2-12-94
	12	won all 12 games in 1929-30	
3.	11	12-1-73	2-11-74
4.	10	12-31-40	through end of season
	10	won all 10 games in 1915-16	

ONE SEASON (ROAD GAMES)

	Wins	Began	Ended
1.	7	12-10-15	1-22-16
	7	won all 7 games in 1911-12	
	7	12-13-01	2-22-02
4.	6	won all 6 games in 1913-14	
	6	won all 6 games in 1912-13	
	6	12-29-03	3-3-04

OVER TWO SEASONS

	Wins	Began	Ended
1.	29	12-9-11	3-7-13
2.	24	12-13-13	1-23-15
3.	19	1-11-41	12-31-41
4.	16	1-29-16	1-13-17
5.	12	2-1-07	2-28-08

OVER TWO SEASONS (HOME GAMES)

	Wins	Began	Ended
1.	33	3-8-11	1-23-15
2.	24	1-14-29	2-14-31
3.	18	2-19-15	1-26-17
4.	18	2-27-09	3-1-11
5.	15	1-31-20	12-16-21

OVER TWO SEASONS (ROAD GAMES)

	Wins	Began	Ended
1.	12	12-20-11	3-7-13
2.	9	1-10-14	2-8-15
3.	7	1-29-16	1-13-17
4.	7	3-3-05	3-2-06
5.	6	(three times)	

Winningest Seasons

TOTAL WINS

1.	20	1940-41
	20	1915-16
3.	18	1993-94
	18	1988-89
5.	17	1995-96
	17	1961-62
	17	1949-50
8.	16	1973-74
	16	1946-47
10.	15	9 times

TOTAL WINS (BIG TEN GAMES)

1.	12	1914
	12	1912
3.	11	1941
	11	1923
	11	1916
	11	1913
7.	10	1962
	10	1953
	10	1942
	10	1929

HIGHEST WINNING PERCENTAGES

1.	1.000	15-0 in 1911-12
	1.000	15-0 in 1913-14
3.	.952	20-1 in 1915-16
4.	.933	14-1 in 1912-13
5.	.882	15-2 in 1929-30
	.882	15-2 in 1928-29
7.	.870	20-3 in 1940-41
8.	.857	12-2 in 1905-06
9.	.833	15-3 in 1916-17
	.833	10-2 in 1907-08

HIGHEST WINNING PERCENTAGES (BIG TEN GAMES)

1.	1.000	12-0 in 1914
	1.000	12-0 in 1912
3.	.917	11-1 in 1941
	.917	11-1 in 1923
	.917	11-1 in 1916
	.917	11-1 in 1913
7.	.875	7-1 in 1908
8.	.833	10-2 in 1929
9.	.800	8-2 in 1930
10.	.750	9 times

Biggest Wins and Losses

BIGGEST WINS

- 55 Denver (89-34), 12/14/88
- 52 Morgan State (94-42), 12/23/79
- 52 N. Dakota State (102-50), 1/23/62
- 46 North Dakota (94-48), 12/7/68
- 44 Florida A&M (100-56), 11/26/83
- 44 California-Davis (97-53), 12/3/74
- 44 Michigan Tech (114-70), 12/5/70
- 44 Gonzaga (115-71), 12/17/63
- 44 Chicago (74-30), 2/8/43
- 42 DePauw (105-63), 11/29/75
- 42 Carroll (67-25), 12/1/45
- 41 DePauw (92-51), 12/15/73
- 41 South Dakota (94-53), 1/25/67
- 40 South Dakota (96-56), 12/6/84
- 40 Chicago (65-25), 2/22/41
- 39 Nebraska-Omaha (86-47), 11/28/86
- 39 Louisiana State (107-68), 12/18/54
- 38 at Chaminade (104-66), 11/22/95
- 38 So. Methodist (120-82), 12/9/67
- 37 Ferris State (98-61), 11/28/88

BIGGEST HOME WINS

- 55 Denver (89-34), 12/14/88
- 52 Morgan State (94-42), 12/23/79
- 52 N. Dakota State (102-50), 1/23/62
- 46 North Dakota (94-48), 12/7/68
- 44 Florida A&M (100-56), 11/26/83
- 44 California-Davis (97-53), 12/3/74
- 44 Michigan Tech (114-70), 12/5/70
- 44 Gonzaga (115-71), 12/17/63
- 44 Chicago (74-30), 2/8/43
- 42 DePauw (105-63), 11/29/75
- 42 Carroll (67-25), 12/1/45
- 41 DePauw (92-51), 12/15/73
- 41 South Dakota (94-53), 1/25/67

BIGGEST ROAD WINS

- 38 at Chaminade (104-66), 11/22/95
- 36 at Loyola Marymount (103-67), 12/4/93
- 35 vs. Navy (93-58), 12/29/91
- 34 at Chicago (54-20), 2/9/42
- 32 vs. No. Illinois (95-63), 12/11/86
- 28 at Chicago (74-46), 3/4/44
- 27 vs. Arizona (104-77), 12/30/66
- 26 at Marquette (60-34), 12/31/48
- 25 vs. Nevada (86-61), 12/29/79
- 24 vs. Army (78-54), 12/30/79
- 24 at Northwestern (79-55), 2/4/56
- 22 at Ohio State (81-59), 1/11/95
- 22 at Marquette (94-72), 12/29/62
- 22 at Michigan (74-52), 2/21/53
- 22 at Northwestern (78-56), 1/17/53

BIGGEST LOSSES

- 53 at Iowa (48-101), 2/10/86
- 53 at Indiana (61-114), 1/3/76
- 44 at UCLA (56-100), 12/28/66
- 44 Michigan (59-103), 2/22/64
- 41 at UCLA (53-94), 11/25/72
- 41 at Rice (37-78), 12/6/58
- 40 at Iowa (65-105), 1/26/85
- 39 at Purdue (49-88), 1/11/75
- 39 at Illinois (54-93), 2/16/59
- 38 at Indiana (65-103), 1/15/87
- 37 at Minnesota (53-90), 1/12/94
- 37 at UNLV (65-102), 12/28/87
- 37 Ohio State (69-106), 2/8/60

BIGGEST HOME LOSSES

- 44 Michigan (59-103), 2/22/64
- 37 Ohio State (69-106), 2/8/60
- 33 Purdue (42-75), 2/7/96
- 32 Ohio State (68-100), 1/30/61
- 31 Minnesota (78-109), 2/12/94
- 31 Michigan State (57-88), 2/2/59
- 30 Iowa (38-68), 2/24/45
- 29 Indiana (67-96), 2/26/76
- 29 Marquette (47-76), 12/2/58
- 29 Ohio State (34-63), 2/9/45
- 28 Purdue (56-84), 3/3/88
- 28 Illinois (71-99), 2/19/55
- 26 Michigan State (65-91), 3/5/83
- 26 Illinois (51-77), 1/5/59

BIGGEST ROAD LOSSES

- 53 at Iowa (48-101), 2/10/86
- 53 at Indiana (61-114), 1/3/76
- 44 at UCLA (56-100), 12/28/66
- 41 at UCLA (53-94), 11/25/72
- 41 at Rice (37-78), 12/6/58
- 40 at Iowa (65-105), 1/26/85
- 39 at Purdue (49-88), 1/11/75
- 39 at Illinois (54-93), 2/16/59
- 38 at Indiana (65-103), 1/15/87
- 37 at Minnesota (53-90), 1/12/94
- 37 at UNLV (65-102), 12/28/87
- 35 at Indiana (58-93), 2/17/75

This section includes only games played in the "modern era" which began in the 1937-38 season, the first without the center jump after each goal scored.

Team Season Records

POINTS

1. 2,259 in 1994
2. 2,226 in 1992
3. 2,193 in 1987
4. 2,156 in 1993
5. 2,123 in 1991

SCORING AVERAGE

1. 86.3 in 1971
2. 84.7 in 1962
3. 81.9 in 1964
4. 81.8 in 1967
5. 80.1 in 1968

OPPONENT SCORING AVERAGE

1. 52.6 in 1950
2. 53.0 in 1947
3. 53.4 in 1948
4. 56.9 in 1951
5. 59.6 in 1952

FIELD GOALS

1. 816 in 1994
2. 814 in 1986
3. 813 in 1987
4. 803 in 1985
5. 793 in 1993
793 in 1962

FIELD GOAL ATTEMPTS

1. 1,915 in 1964
2. 1,831 in 1971
3. 1,818 in 1975
4. 1,812 in 1962
5. 1,808 in 1976

FIELD GOAL PERCENTAGE

1. .503 (743-1476) in 1991
2. .501 (774-1546) in 1989
3. .488 (803-1646) in 1985
4. .483 (814-1686) in 1986
5. .479 (813-1696) in 1987

3-POINT FIELD GOALS MADE

1. 225 in 1994
2. 219 in 1993
3. 189 in 1996
4. 186 in 1995
186 in 1991

3-POINT FIELD GOAL ATTEMPTS

1. 609 in 1994
2. 570 in 1993
3. 561 in 1995
4. 551 in 1996
5. 450 in 1991

3-POINT FIELD GOAL PCT.

1. .448 (146-326) in 1989
2. .447 (160-358) in 1987
3. .432 (126-292) in 1988
4. .426 (179-420) in 1992
5. .413 (186-450) in 1991

FREE THROWS

1. 495 in 1955
2. 486 in 1954
3. 473 in 1996
473 in 1953
5. 463 in 1992
463 in 1971

FREE THROW ATTEMPTS

1. 717 in 1953
2. 695 in 1954
3. 693 in 1955
4. 687 in 1995
5. 682 in 1992

FREE THROW PERCENTAGE

1. .758 (413-545) in 1984
2. .743 (361-496) in 1985
3. .733 (368-502) in 1986
4. .725 (314-433) in 1983
5. .718 (431-600) in 1976

REBOUNDS


1. 1,268 in 1971
2. 1,245 in 1973
3. 1,207 in 1967
4. 1,196 in 1963
5. 1,177 in 1962

REBOUND AVERAGE

1. 52.8 in 1971
2. 51.9 in 1973
3. 50.3 in 1967
4. 50.0 in 1951
5. 49.8 in 1963

OPPONENT REBOUNDING AVG.

1. 29.5 in 1989
2. 29.8 in 1991
3. 30.5 in 1984
4. 30.7 in 1990
5. 31.8 in 1980



Coach
Dick Bennett

ASSISTS

1. 506 in 1987
2. 472 in 1994
3. 469 in 1991
4. 456 in 1985
5. 450 in 1989

FEWEST TURNOVERS

1. 374 in 1985
2. 379 in 1984
3. 382 in 1986
4. 401 in 1989
5. 409 in 1983

BLOCKED SHOTS

1. 153 in 1992
2. 135 in 1994
3. 103 in 1995
4. 96 in 1991
5. 91 in 1996
91 in 1983

STEALS

1. 220 in 1989
2. 214 in 1993
3. 208 in 1992
4. 203 in 1979
5. 201 in 1996
201 in 1994

Statistics for turnovers, blocked shots and steals not available before 1978. Assist totals not available before 1974.

Team Single Game Records

POINTS

- 120 vs. Southern Methodist, 12/9/67
- 115 vs. Mississippi Valley St., 12/23/93
115 vs. Gonzaga, 12/17/63
- 114 vs. Michigan Tech, 12/5/70
- 113 vs. Iowa, 2/9/74

POINTS IN A HALF

- 67 vs. Iowa, 1/25/88
- 65 vs. Cleveland State, 12/22/79
65 vs. Gonzaga, 12/17/63
- 63 vs. Mississippi Valley St., 12/23/93
63 vs. Southern Methodist, 12/9/67

FIELD GOALS

- 48 vs. Gonzaga, 12/17/63
48 vs. Southern Methodist, 12/9/67
- 44 vs. Eastern Illinois, 12/1/70
44 vs. Illinois, 3/11/67
44 vs. West Virginia, 12/18/65
44 at Louisiana State, 12/18/54

FIELD GOAL ATTEMPTS

- 113 at Michigan State, 1/6/64
- 111 vs. Michigan Tech, 12/5/70
- 102 vs. South Dakota, 12/9/72
- 99 vs. Northern Michigan, 12/11/71
- 97 vs. West Virginia, 12/18/65

FIELD GOAL PERCENTAGE

- .744 (32-43) vs. Army, 12/30/79
- .687 (33-48) vs. N. Illinois, 12/22/84
- .667 (32-48) at New Mexico, 12/29/84
- .649 (24-37) at Minnesota, 1/3/87
- .648 (35-54) vs. Eastern Illinois, 12/28/95

FIELD GOAL PCT. IN A HALF

- .778 (14-18) vs. Bowl. Green, 3/13/91
- .773 (17-22) vs. N. Illinois, 12/18/84
- .762 (16-21) vs. Northwestern, 1/3/88
- .760 (19-25) vs. Army, 12/30/79
- .750 (15-20) vs. Northeastern Illinois, 11/28/95

3-POINT FIELD GOALS MADE

- 15 vs. Missouri, 3/19/94
15 vs. Alcorn State, 12/29/92
- 14 vs. Michigan State, 2/2/94
14 vs. Texas-Arlington, 12/22/90
- 13 at Michigan, 1/29/94
13 vs. UW-Milwaukee, 11/27/93

3-POINT FIELD GOAL ATTEMPTS

- 37 vs. Missouri, 3/19/94
- 35 at Eastern Michigan, 12/10/94
- 32 at Marquette, 12/31/94
- 31 vs. UW-Milwaukee, 11/27/93
31 vs. Northwestern, 2/3/93

3-POINT FIELD GOAL PCT.

(min. 8 attempts)

- .889 (8-9) vs. N. Dakota St., 12/10/86
- .778 (7-9) vs. Indiana, 3/3/90
.778 (7-9) at Iowa, 2/10/90
- .750 (6-8) vs. Gonzaga, 12/1/89
.750 (9-12) vs. Denver, 12/14/88

FREE THROWS MADE

- 41 at Illinois, 1/1/55
- 40 vs. Minnesota, 1/12/53
- 37 at Michigan, 2/21/53
- 36 vs. Sam Houston State, 12/13/92
- 35 vs. Marquette, 2/19/90

FREE THROW ATTEMPTS

- 61 at Michigan, 2/21/53
- 54 at Illinois, 1/1/55
- 50 at Indiana, 2/12/62
- 48 vs. Sam Houston State, 12/13/92
48 vs. Michigan State, 3/9/53
48 vs. Minnesota, 1/12/53

FREE THROW PERCENTAGE

(min. 12 attempts)

- 1.000 (22-22) vs. Purdue, 2/7/76
1.000 (13-13) at Loyola, 12/12/88
1.000 (12-12) vs. Marquette, 12/4/90
1.000 (12-12) vs. S. Illinois, 12/3/83
- .962 (25-26) vs. Michigan, 2/26/92

REBOUNDS

- 79 vs. Michigan Tech, 12/5/70
- 76 vs. South Dakota, 12/9/72
- 74 vs. Washington (MO), 12/11/61
74 vs. Iowa, 2/6/71
- 73 vs. Gonzaga, 12/17/63

ASSISTS

- 33 vs. Northwestern, 3/7/53
- 31 vs. South Dakota, 12/6/84
31 at Louisiana State, 12/18/54
- 30 vs. Iowa, 3/9/94
- 29 vs. Mississippi Valley St., 12/23/93

BLOCKED SHOTS

- 11 at Portland, 11/30/91
11 vs. Texas-Arlington, 12/22/90
11 vs. Ferris State, 11/28/88
11 vs. Rollins, 12/1/73
- 10, four times

STEALS

- 17 vs. Michigan State, 1/7/88
- 16 vs. Denver, 12/14/88
- 15, four times

Team Defense

Season

FEWEST POINTS PER GAME ALLOWED

1.	52.6	1949-50
2.	53.0	1946-47
3.	53.4	1947-48
4.	56.9	1950-51
5.	59.6	1951-52
6.	61.9	1952-53
7.	63.3	1953-54
8.	64.6	1989-90
9.	64.7	1988-89
10.	64.8	1995-96
11.	65.7	1973-74
12.	65.9	1979-80

LOWEST FIELD GOAL PERCENTAGE ALLOWED

1.	.248	1946-47
2.	.276	1949-50
3.	.277	1947-48
4.	.291	1950-51
5.	.300	1952-53
6.	.309	1953-54
7.	.326	1951-52
8.	.362	1957-58
9.	.369	1956-57
10.	.379	1955-56
11.	.385	1962-63
	.385	1954-55

FEWEST POINTS ALLOWED

1.	29 vs. Michigan State (35-29)	2/24/51
2.	33 vs. Washington Univ. (43-33)	12/9/57
3.	34 vs. Denver (89-34)	12/14/88
	34 at Marquette (60-34)	12/31/48
5.	35 vs. Butler (60-35)	2/1/51
6.	36 vs. Pittsburgh (49-36)	12/12/47
	36 vs. Ripon (66-36)	12/1/48
	36 at Southern California (31-36)	12/21/48
9.	38 vs. Washington Univ. (41-38)	12/15/56
10.	39 vs. Michigan State (51-39)	2/9/48
	39 vs. Creighton (75-39)	1/8/49

LOWEST FIELD GOAL PERCENTAGE ALLOWED

1.	.183 vs. Creighton	1/8/49
	.183 vs. Missouri	12/9/48
3.	.184 vs. Purdue	1/19/48
	.184 vs. Indiana	1/15/49
5.	.185 vs. Michigan State	3/1/54
6.	.189 vs. Pittsburgh	12/12/47
7.	.197 vs. Michigan State	2/24/51
	.197 at Michigan	2/7/49
9.	.202 vs. Iowa	2/28/49
10.	.203 vs. Butler	2/1/51

FEWEST POINTS ALLOWED IN A HALF

1.	8 vs. Pittsburgh (1st)	12/12/47
2.	10 at Marquette (1st)	12/31/48
3.	11 vs. Michigan State (2nd)	2/9/48
4.	12 vs. Marquette (2nd)	12/2/50
5.	13 vs. UW-Green Bay (1st)	12/8/93
	13 at Washington (1st)	12/9/57
	13 vs. Western Ontario (1st)	2/26/49
	13 vs. Missouri (2nd)	12/9/48
	13 at Southern California (12/21/48)	12/21/48
10.	Five tied with 14	

LOWEST FIELD GOAL PERCENTAGE ALLOWED IN A HALF*

1.	.154 vs. Michigan State (1st)	1/17/96
2.	.167 vs. Michigan (2nd)	1/3/96
	.167 vs. Manhattan (2nd)	3/13/96
4.	.192 vs. Denver (2nd)	12/14/88
5.	.214 vs. Northwestern (1st)	1/28/95
6.	.219 vs. Ohio State (2nd)	1/8/94
	.219 at Ohio State (2nd)	1/11/95
8.	.222 at Ohio State (1st)	2/23/74
9.	.226 at Iowa (1st)	2/16/91
	.226 vs. Kentucky State (1st)	12/3/84

*Since 1971-72

Individual Playing Time

Career

GAMES PLAYED

1. 118 Tim Locum, 1988-91
- 118 Danny Jones, 1987-90
- 118 Kurt Portmann, 1987-90
4. 115 Michael Finley, 1992-95
5. 113 Tom Molaski, 1986-89
6. 112 Rick Olson, 1983-86
7. 110 Claude Gregory, 1978-81
- 110 Larry Petty, 1978-81
9. 109 Scott Roth, 1982-85
- 109 Joe Chnelich, 1977-80

GAMES STARTED

1. 112 Rick Olson, 1983-86
- 112 Michael Finley, 1992-95
3. 109 Danny Jones, 1987-90
4. 108 Joe Chnelich, 1977-80
5. 99 Larry Petty, 1978-81
6. 88 Tracy Webster, 1992-94
- 88 Claude Gregory, 1978-81
8. 83 Willie Simms, 1988-91
- 83 J.J. Weber, 1984-87
10. 79 Cory Blackwell, 1982-84

MINUTES PLAYED

1. 3,962 Rick Olson, 1983-86
2. 3,945 Michael Finley, 1992-95
3. 3,623 Danny Jones, 1987-90
4. 3,410 Claude Gregory, 1978-81
5. 3,392 Larry Petty, 1978-81
6. 2,943 Tracy Webster, 1992-94
7. 2,940 Scott Roth, 1982-85
8. 2,927 Trent Jackson, 1986-89
9. 2,909 Cory Blackwell, 1982-84
10. 2,874 Tim Locum, 1988-91

Season

GAMES PLAYED

1. 32 Hennssy Auriantal, 1996
- 32 Sean Daugherty, 1996
- 32 Sam Okey, 1996
4. 31 Osita Nwachukwu, 1996
- 31 Michael Finley, 1992
- 31 Tracy Webster, 1992
- 31 Grant Johnson, 1992
- 31 Billy Douglass, 1990
- 31 Larry Hisle, 1990
- 31 Danny Jones, 1990
- 31 Kurt Portmann, 1990
- 31 Danny Jones, 1987
- 31 Rod Ripley, 1987
- 31 Shelton Smith, 1987
- 31 J.J. Weber, 1987

GAMES STARTED

1. 32 Sam Okey, 1996
2. 31 Sean Daugherty, 1996
- 31 Tracy Webster, 1992
- 31 Danny Jones, 1990
- 31 J.J. Weber, 1987
6. 30 Willie Simms, 1990
- 30 Patrick Tompkins, 1990
- 30 Trent Jackson, 1989
- 30 Danny Jones, 1989
10. 29 Four players

MINUTES PLAYED

1. 1,099 Trent Jackson, 1989
2. 1,091 Patrick Tompkins, 1991
3. 1,077 Tracy Webster, 1992
4. 1,062 Danny Jones, 1989
5. 1,046 Michael Finley, 1994
6. 1,045 Cory Blackwell, 1983
7. 1,043 Danny Jones, 1990
8. 1,032 Trent Jackson, 1988
9. 1,030 Rick Olson, 1984
10. 1,024 Sam Okey, 1996

Yearly Minutes Played Leaders

Year	Name	G	MIN	AVG	Year	Name	G	MIN	AVG
1978	Arnold Gaines	26	782	30.1	1990	Danny Jones	31	1043	33.6
1979	Wes Matthews	27	986	36.5	1991	Patrick Tompkins	30	1091	36.4
1980	Claude Gregory	29	1001	34.5	1992	Tracy Webster	31	1077	34.7
1981	Claude Gregory	27	989	36.6	1993	Michael Finley	28	979	35.0
1982	Brad Sellers	27	964	35.7	1994	Michael Finley	29	1046	36.1
1983	Brad Sellers	28	1009	36.0	1995	Michael Finley	27	1000	37.0
1984	Cory Blackwell	28	1045	37.3	1996	Sam Okey	32	1024	32.0
1985	Rick Olson	28	970	34.6					
1986	Rick Olson	28	983	35.1					
1987	J.J. Weber	31	993	32.0					
1988	Trent Jackson	28	1032	36.9					
1989	Trent Jackson	30	1099	36.6					

Individual Scoring

Career


POINTS

- 2,147 Michael Finley, 1992-95
- 1,854 Danny Jones, 1987-90
- 1,745 Claude Gregory, 1978-81
- 1,736 Rick Olson, 1983-86
- 1,545 Trent Jackson, 1986-89
- 1,408 Clarence Sherrod, 1969-71
- 1,405 Cory Blackwell, 1982-84
- 1,264 Tracy Webster, 1992-94
- 1,251 Wes Matthews, 1978-80
- 1,215 Joe Franklin, 1966-68

SCORING AVERAGE

- 19.6 Clarence Sherrod, 1969-71
- 18.7 Michael Finley, 1992-95
- 18.1 Wes Matthews, 1978-80
- 16.9 Cory Blackwell, 1982-84
- 16.9 Joe Franklin, 1966-68
- 16.6 Leon Howard, 1971-73
- 15.9 James Johnson, 1967-69
- 15.9 Claude Gregory, 1978-81
- 15.7 Danny Jones, 1987-90
- 15.6 Trent Jackson, 1986-89
- 15.6 Rashard Griffith, 1994-95

Danny Jones



Season

POINTS

- 620 Michael Finley, 1993
- 611 Danny Jones, 1989
- 592 Michael Finley, 1994
- 574 Trent Jackson, 1989
- 571 Rick Olson, 1986
- 570 Clarence Sherrod, 1971
- 554 Michael Finley, 1995
- 550 Claude Gregory, 1981
- 549 Wes Matthews, 1980
- 548 Danny Jones, 1990

SCORING AVERAGE

- 23.8 Clarence Sherrod, 1971
- 22.7 Joe Franklin, 1968
- 22.4 Clarence Sherrod, 1970
- 22.1 Michael Finley, 1993
- 20.5 Michael Finley, 1995
- 20.4 Michael Finley, 1994
- 20.4 Danny Jones, 1989
- 20.4 Rick Olson, 1986
- 20.4 Claude Gregory, 1981
- 20.2 Dick Cable, 1955

Game

POINTS

- 42 Michael Finley at Eastern Michigan, 12/10/94
- 42 Ken Barnes vs. Indiana, 3/8/65
- 39 Rick Olson vs. Michigan, 1/14/84
- 38 Dale Koehler vs. Iowa, 2/1/75
- 38 Joe Franklin vs. Michigan State, 1/16/68
- 37 Chuck Nagle vs. Michigan, 3/4/67
- 36 Michael Finley vs. Missouri, 3/19/94
- 36 Tracy Webster vs. SE Missouri State, 11/25/91
- 36 Dale Koehler vs. Michigan, 2/2/76
- 35 Rick Olson vs. San Francisco State, 12/2/85
- 35 Claude Gregory vs. Kentucky State, 12/5/80
- 35 Jack Brens vs. Indiana, 2/25/63
- 35 Clarence Sherrod vs. Iowa, 2/10/70
- 35 Don Rehfeldt vs. Northwestern, 2/11/50

POINTS IN A HALF

- 33 Michael Finley (2nd) at E. Michigan, 12/10/94
- 28 Dale Koehler (2nd) at Michigan, 2/2/76
- 27 Marty Gharrity (2nd) vs. Loyola (IL), 12/12/59
- 25 Michael Finley (1st) vs. Michigan State, 2/2/94
- 24 Tracy Webster (2nd) vs. SE Missouri St., 11/25/91
- 23 Rick Olson (1st) vs. Michigan, 1/14/83
- 23 Clarence Sherrod (2nd) at Iowa, 2/10/70
- 23 Joe Franklin (2nd) vs. Illinois, 3/11/67
- 23 Ken Barnes (1st) vs. Indiana, 3/8/65
- 22 Michael Finley (2nd) vs. UW-Green Bay, 12/5/92

Miscellaneous Scoring

Career

GAMES IN DOUBLE FIGURES

1. Michael Finley, 1992-95 102
2. Danny Jones, 1987-90 91
3. Rick Olson, 1983-86 80
Claude Gregory, 1978-81 80
5. Trent Jackson, 1986-89 78

CONSECUTIVE GAMES IN DOUBLE FIGURES

1. Clarence Sherrod, 1970-71 ... 40
2. Cory Blackwell, 1983-84 36
3. Danny Jones, 1989-90 33
4. Dale Koehler, 1975-76 28
5. Trent Jackson, 1987-88 27

Records by Class

POINTS BY A FRESHMAN

- Game 30 by Michael Finley vs. Michigan, 2/26/92
Season 429 by James Gregory, 1977

POINTS BY A SOPHOMORE

- Game 39 by Rick Olson vs. Michigan, 1/14/84
Season 620 by Michael Finley, 1993

POINTS BY A JUNIOR

- Game 42 by Ken Barnes vs. Indiana, 3/8/65
Season 611 by Danny Jones, 1989

POINTS BY A SENIOR

- Game 42 by Michael Finley at E. Michigan, 12/10/94
Season 574 by Trent Jackson, 1989

Yearly Scoring Leaders

Year	Name	G	PTS	AVG	Year	Name	G	PTS	AVG
1939	Dave Dupee	20	154	7.7	1968	Joe Franklin	24	544	22.7
1940	Gene Englund	20	199	10.0	1969	James Johnson	24	462	19.2
1941	Gene Englund	23	304	13.2	1970	Clarence Sherrod	24	538	22.4
1942	John Kotz	21	325	15.5	1971	Clarence Sherrod	14	570	23.8
1943	John Kotz	21	308	14.7	1972	Leon Howard	23	378	16.4
1944	Ray Patterson	21	295	14.0	1973	Leon Howard	24	431	18.0
1945	Ray Patterson	21	225	10.7	1974	Kim Hughes	24	367	15.3
1946	Bob Cook	21	289	13.8	1975	Bruce McCauley	25	418	16.7
1947	Bob Cook	22	323	14.7	1976	Dale Koehler	26	505	19.4
1948	Bob Cook	20	235	12.4	1977	James Gregory	27	429	15.9
1949	Don Rehfeldt	22	381	17.3	1978	Wes Matthews	14	203	14.5
1950	Don Rehfeldt	22	436	19.8	1979	Wes Matthews	27	499	18.5
1951	Ab Nicholas	22	366	16.6	1980	Wes Matthews	28	549	19.6
1952	Ab Nicholas	22	361	16.4	1981	Claude Gregory	27	550	20.4
1953	Paul Murrow	22	352	16.0	1982	Brad Sellers	27	378	14.0
1954	Dick Cable	22	301	13.7	1983	Cory Blackwell	28	511	18.3
1955	Dick Cable	22	442	20.1	1984	Cory Blackwell	28	529	18.9
1956	Dick Miller	22	429	19.5	1985	Scott Roth	28	513	18.3
1957	Bob Litzow	22	355	16.1	1986	Rick Olson	28	571	20.4
1958	Bob Litzow	22	324	14.7	1987	J.J. Weber	31	469	15.1
1959	Bob Barneson	21	259	12.3	1988	Trent Jackson	28	546	19.5
1960	Tom Hughbanks	24	312	13.0	1989	Danny Jones	30	611	20.4
1961	Tom Hughbanks	23	301	13.1	1990	Danny Jones	31	548	17.7
1962	Ken Siebel	24	392	16.3	1991	Willie Simms	29	421	14.5
1963	Jack Brens	24	425	17.8	1992	Tracy Webster	31	537	17.3
1964	Ken Gustafson	24	359	14.9	1993	Michael Finley	28	620	22.1
1965	Mark Zubor	22	345	15.7	1994	Michael Finley	29	592	20.4
1966	Ken Gustafson	24	333	13.8	1995	Michael Finley	27	554	20.5
1967	Chuck Nagle	24	463	19.3	1996	Sam Okey	32	423	13.2

30-Point Performances

- 42 Michael Finley at E. Michigan, 12/10/94
 42 Ken Barnes vs. Indiana, 3/8/65
-
- 39 Rick Olson vs. Michigan, 1/14/84
-
- 38 Dale Koehler vs. Iowa, 2/1/75
 38 Joe Franklin vs. Michigan State, 1/16/68
-
- 37 Chuck Nagle vs. Michigan, 3/4/67
-
- 36 Michael Finley vs. Missouri, 3/19/94
 36 Tracy Webster vs. SE Missouri St., 11/25/91
 36 Dale Koehler at Michigan, 2/2/76
-
- 35 Rick Olson vs. San Francisco State, 12/2/85
 35 Claude Gregory vs. Kentucky State, 12/5/80
 35 Jack Brens vs. Indiana, 2/25/63
 35 Clarence Sherrod at Iowa, 2/10/70
 35 Don Rehfeldt at Northwestern, 2/11/50
-
- 34 Michael Finley vs. Ohio State, 1/20/93
 34 Cory Blackwell at Minnesota, 2/19/83
 34 Cory Blackwell vs. Ohio State, 2/9/83
 34 Joe Franklin vs. Michigan, 1/6/68
 34 Bob Litzow vs. Indiana, 2/10/58
 34 Don Rehfeldt vs. Iowa, 2/28/49
-
- 33 Michael Finley vs. Purdue, 2/13/93
 33 Tracy Webster vs. Illinois, 2/20/92
 33 Trent Jackson at Butler, 12/10/88
 33 Scott Roth vs. Oklahoma State, 12/29/83
 33 Claude Gregory at Iowa, 2/28/81
 33 Dale Koehler vs. Loyola (IL), 12/6/75
 33 Ron Jackson vs. Dayton, 12/28/61
 33 Dick Miller at Michigan State, 2/27/56
-
- 32 Michael Finley vs. Michigan State, 2/2/94
 32 Michael Finley vs. UW-Green Bay, 12/5/92
 32 Danny Jones vs. Ohio State, 3/4/89
 32 Rick Olson at Minnesota, 2/22/86
 32 Rick Olson at Michigan State, 1/30/86
 32 Rick Olson vs. Ohio State, 2/9/85
 32 Claude Gregory vs. Iowa, 1/15/81
 32 Leon Howard at Ohio State, 2/5/72
 32 Clarence Sherrod vs. Eastern Illinois, 12/1/70
 32 Joe Franklin vs. Arizona, 12/30/66
 32 Dick Miller at Ohio State, 1/14/56
-
- 31 Willie Simms vs. Bowling Green, 3/13/91
 31 Danny Jones at Michigan, 2/25/89
 31 Rick Olson vs. Illinois, 2/15/86
 31 Rick Olson vs. Purdue, 1/19/85
 31 Scott Roth vs. Illinois, 1/17/85
 31 Scott Roth at Northern Illinois, 12/22/84
 31 Cory Blackwell at Purdue, 3/12/83
 31 Larry Petty vs. Minnesota, 3/7/81
 31 Wes Matthews at Michigan, 2/22/79
 31 Claude Gregory vs. Nebraska, 12/27/79
 31 Bruce McCauley at Northwestern, 1/4/75
 31 Clarence Sherrod vs. Michigan, 1/9/71

- 31 Albert Henry vs. Minnesota, 1/13/70
 31 Joe Franklin vs. Purdue, 3/2/68
 31 James Johnson vs. Northwestern, 2/21/67
 31 Jack Brens vs. Utah, 12/28/62
 31 Ken Siebel vs. Utah, 12/28/62
 31 Dick Miller vs. Minnesota, 2/21/55
 31 Dick Cable vs. Tulane, 12/20/54
 31 Dick Cable at Notre Dame, 12/4/54
 31 John Kotz vs. Iowa, 3/7/42
-
- 30 Michael Finley at Michigan, 1/29/94
 30 Michael Finley at Illinois, 1/27/93
 30 Michael Finley vs. Michigan, 2/26/92
 30 Tim Locum vs. Western Kentucky, 11/25/89
 30 Trent Jackson vs. Minnesota, 2/28/88
 30 J.J. Weber vs. Northwestern, 3/1/87
 30 Rick Olson vs. Purdue, 2/13/86
 30 Wes Matthews at Purdue, 2/16/80
 30 Clarence Sherrod vs. Tulane, 12/19/70
 30 Clarence Sherrod vs. Ohio State, 2/24/70
 30 Clarence Sherrod vs. Michigan State, 2/7/70
 30 Clarence Sherrod vs. Ohio U., 1/31/70
 30 Joe Franklin at Northwestern, 3/9/68
 30 Chuck Nagle vs. Purdue, 3/2/68
 30 Joe Franklin vs. Illinois, 3/11/67
 30 Joe Franklin vs. Nebraska, 12/1/65
 30 Mark Zubor vs. Illinois, 12/15/64
 30 Jim Biggs vs. Northwestern, 2/28/59
 30 Paul Morrow vs. Indiana, 2/16/53

NOTE: The only players to have back-to-back 30-point games are Michael Finley, 30 at Michigan and 32 vs. Michigan State in 1994; Rick Olson, 30 vs. Purdue and 31 vs. Illinois in 1986; and Clarence Sherrod, 30 vs. Michigan State and 35 vs. Iowa in 1970.

30-Point Games Leaders

Career	
1. Michael Finley, 1992-95	9
2. Rick Olson, 1983-86	8
3. Clarence Sherrod, 1969-71	7
Joe Franklin, 1966-68	7
5. Claude Gregory, 1978-81	4


Season	
1. Rick Olson, 1986	5
2. Michael Finley, 1993	4
Clarence Sherrod, 1970	4
Joe Franklin, 1968	4
5. Michael Finley, 1994	3
Clarence Sherrod, 1971	3
Cory Blackwell, 1983	3
Claude Gregory, 1981	3

1,000-Point Scorers

1. Michael Finley — 2,147

Left school as the 12th-leading scorer in Big Ten history (all games) ... ranks seventh in conference scoring annals in league games with 1,385 points ... three-time (1993, '94, '95) Associated Press honorable mention all-America choice ... twice (1993, '95) named first-team all-Big Ten ... only player in Badger history to score 500 points in three different seasons ... also the only player in UW history to average better than 20 points per game in three different years ... ranks first or second in 11 different UW career statistical categories ... school's career leader in points, field goals, field goal attempts, free throws and three-point field goal attempts ... a first-round draft choice (21st overall) of the NBA's Phoenix Suns in 1995.

Season	G	FG-A	PCT	3P-A	PCT	FT-A	PCT	PTS	AVG
1991-92	31	130-287	.453	26-72	.361	95-128	.742	381	12.3
1992-93	28	223-478	.467	63-173	.364	111-144	.771	620	22.1
1993-94	29	208-446	.466	66-182	.363	110-140	.786	592	20.4
1994-95	27	178-470	.379	58-204	.284	140-181	.773	554	20.5
Totals	115	739-1681	.440	213-631	.338	456-593	.768	2147	18.7




Michael Finley

2. Danny Jones — 1,854

Ranks in top three in nine different career statistical categories at UW ... Wisconsin's career leader in free throw attempts with 599 ... AP honorable mention all-America in 1988-89 ... two-time team captain (1988-89, '89-90) ... Badger MVP in 1989-90 ... second-team all-Big Ten in 1989-90 and 1988-89, and third-team all-Big Ten by UPI in 1987-88 ... named Badgers' Most Improved Player in 1987-88 ... led Badgers in scoring in 1988-89 and 1989-90 ... led UW in rebounding in 1987-88 and 1988-89 ... set then-school record for points in a season when he scored 611 in 1988-89 ... scored in double figures in 91 games for Badgers, including a stretch of 33 straight.

Season	G	FG-A	PCT	3P-A	PCT	FT-A	PCT	PTS	AVG
1986-87	31	101-181	.558	0-0	—	52-88	.591	254	8.2
1987-88	26	176-309	.570	0-1	.000	89-124	.718	441	17.0
1988-89	30	231-449	.514	0-2	.000	149-199	.749	611	20.4
1989-90	31	215-412	.522	0-4	.000	118-188	.628	548	17.7
Totals	118	723-1351	.535	0-7	.000	408-599	.681	1854	15.7



Claude Gregory

3. Claude Gregory — 1,745

UW's career rebounding leader (904) ... a second-team all-Big Ten selection in 1980-81 and a third-team all-conference choice in 1979-80 ... led team in scoring and rebounding in 1980-81 en route to Badger MVP honors ... also led UW in rebounding in 1978-79 and 1979-80 ... scored in double figures in 80 games ... named team's Most Improved Player in 1977-78 ... brother, James, played at UW from 1976-78 ... second-round draft choice (41st overall) of Washington in 1981 NBA Draft.

Season	G	FG-A	PCT	3P-A	PCT	FT-A	PCT	PTS	AVG
1977-78	27	92-245	.376	—	—	70-99	.707	254	9.4
1978-79	27	168-385	.436	—	—	71-106	.670	407	15.1
1979-80	29	197-424	.465	—	—	140-189	.741	534	18.4
1980-81	27	199-438	.454	—	—	152-202	.752	550	20.4
Totals	110	656-1492	.440	—	—	433-596	.727	1745	15.9

4. Rick Olson — 1,736

Wisconsin's career leader in minutes played (3,962) and tied with Michael Finley in games started with 112 ... started every game during his four-year career ... also UW's career leader in free throw percentage (.870) ... team captain, MVP and leading scorer as a senior in 1985-86 ... third-team all-Big Ten in 1985-86 and honorable mention all-Big Ten in 1984-85 ... set then-Big Ten record for consecutive free throws made when he connected on 36 straight during 1984 and 1985 ... selected in seventh round (158th overall) of 1986 NBA Draft by Houston.

Season	G	FG-A	PCT	3P-A	PCT	FT-A	PCT	PTS	AVG
1982-83	28	129-326	.398	18-48	.375	31-41	.756	307	11.0
1983-84	28	166-337	.493	—	—	59-66	.894	391	14.0
1984-85	28	197-397	.496	—	—	73-82	.890	467	16.7
1985-86	28	237-485	.489	—	—	97-110	.882	571	20.4
Totals	112	729-1545	.472	18-48	.375	260-299	.870	1736	15.5

5. Trent Jackson — 1,545

Earned second-team all-Big Ten honors from AP in 1988-89, while leading Badgers to their first postseason tournament bid since 1947 ... team MVP in 1987-88 and 1988-89 ... also captained squad in 1988-89 ... a third-team all-Big Ten choice by UPI in 1987-88 ... tabbed UW's Most Improved Player in 1986-87 ... led team in scoring in 1987-88 ... still holds school record for minutes in a season with 1,099 in 1988-89.

Season	G	FG-A	PCT	3P-A	PCT	FT-A	PCT	PTS	AVG
1985-86	13	35-83	.422	—	—	5-10	.500	75	5.8
1986-87	28	129-289	.446	46-103	.447	46-59	.780	350	12.5
1987-88	28	192-426	.451	74-164	.451	88-106	.830	546	19.5
1988-89	30	201-408	.493	73-163	.448	99-133	.744	574	19.1
Totals	99	557-1206	.462	193-430	.449	238-308	.773	1545	15.6

6. Clarence Sherrod — 1,408

UW's career leader in scoring average (19.6 ppg) ... second-team all-Big Ten choice in 1969-70 and 1970-71 ... academic all-Big Ten in 1969-70 ... team co-captain in 1970-71 ... led team in scoring in 1969-70 and 1970-71 ... registered UW-record 40 consecutive games scoring in double figures ... still holds Badger single-season marks for scoring average (23.8) and field goal attempts (519), both set in 1970-71 ... made UW-record 168 free throws in 1969-70 ... seven career 30-point games ... chosen by Chicago in eighth round (134th overall) of 1971 NBA Draft.

Season	G	FG-A	PCT	3P-A	PCT	FT-A	PCT	PTS	AVG
1968-69	24	104-273	.381	—	—	92-120	.767	300	12.5
1969-70	24	185-438	.420	—	—	168-202	.832	538	22.4
1970-71	24	211-519	.407	—	—	148-200	.740	570	23.8
Totals	72	500-1230	.407	—	—	408-522	.782	1408	19.6




Trent Jackson

7. Cory Blackwell — 1,405

A first-team all-Big Ten selection in 1983-84 ... garnered AP honorable mention all-America honors ... two-time team MVP (1982-83 and 1983-84) ... third-team all-Big Ten in 1982-83 ... 36 straight games scoring in double figures ... selected by Seattle in second round (29th overall) of 1984 NBA Draft.

Season	G	FG-A	PCT	3P-A	PCT	FT-A	PCT	PTS	AVG
1981-82	27	147-330	.445	—	—	71-103	.689	365	13.5
1982-83	28	215-465	.462	1-4	.250	80-113	.708	511	18.3
1983-84	28	201-439	.458	—	—	127-181	.702	529	18.9
Totals	83	563-1234	.456	1-4	.250	278-397	.700	1405	16.9



Tracy Webster

8. Tracy Webster — 1,264


Second-team all-Big Ten in 1991-92, third-team in 1992-93 and honorable mention in 1993-94 ... Wisconsin's career leader in assists (501) and steals (183) ... his 179 assists in 1992-93 are single-season school standard, as are his 69 steals in 1993-94 ... holds UW single-season marks for three-point field goals made (75) and three-point field goal percentage (.490), both in 1991-92 ... team MVP in 1991-92 ... three-time team captain (1991-92, '92-93 and '93-94).

Season	G	FG-A	PCT	3P-A	PCT	FT-A	PCT	PTS	AVG
1991-92	31	186-419	.444	75-153	.490	90-115	.783	537	17.3
1992-93	28	139-354	.393	45-134	.336	72-89	.809	395	14.1
1993-94	29	120-272	.441	47-119	.395	45-63	.714	332	11.4
Totals	88	445-1045	.426	167-406	.411	207-267	.775	1264	14.4

9. Wes Matthews — 1,251

Second-team all-Big Ten in 1979-80 and third-team all-league honors from UPI in 1978-79 ... team MVP in 1978-79 ... career .817 free-throw shooter, including .888 in final season with Badgers ... made school-record 35 straight free throws during 1979-80 campaign ... left school as UW's No. 2 career scorer ... led team in scoring in each of his three seasons ... selected in first round (14th overall) of 1980 NBA Draft by Washington.

Season	G	FG-A	PCT	3P-A	PCT	FT-A	PCT	PTS	AVG
1977-78	14	83-197	.421	—	—	37-52	.712	203	14.5
1978-79	27	195-417	.468	—	—	109-139	.784	499	18.5
1979-80	28	211-412	.512	—	—	127-143	.888	549	19.6
Totals	69	489-1026	.477	—	—	273-334	.817	1251	18.1



Wes Matthews

10. Joe Franklin — 1,215


A first-team all-Big Ten choice in 1967-68 ... UW's career rebounding average leader (11.9) and the school's No. 2 rebounder overall ... led team in rebounding in each of his three seasons ... team MVP in 1966-67 and 1967-68 ... team captain in 1967-68 ... chosen in fifth round (63rd overall) of 1968 NBA Draft by Milwaukee.

Season	G	FG-A	PCT	3P-A	PCT	FT-A	PCT	PTS	AVG
1965-66	24	118-281	.419	—	—	48-99	.485	284	11.8
1966-67	24	139-316	.440	—	—	109-167	.653	387	16.1
1967-68	24	202-402	.502	—	—	140-210	.667	544	22.7
Totals	72	459-999	.459	—	—	297-476	.624	1215	16.9

11. Dale Koehler — 1,200

Two-time team MVP and two-time team captain (1974-75 and 1975-76) ... also led team in scoring and rebounding his last two seasons ... registered 28 straight games scoring in double figures ... connected on school-record 17 free throws vs. Loyola (Ill.) on Dec. 6, 1975 ... set then-school record for points in a half with 28 in second half vs. Michigan on Feb. 2, 1976 ... selected by Cleveland in eighth round (123rd overall) of 1976 NBA Draft.

Season	G	FG-A	PCT	3P-A	PCT	FT-A	PCT	PTS	AVG
1972-73	7	4-11	.364	—	—	3-6	.500	11	1.6
1973-74	24	129-273	.473	—	—	44-73	.603	302	12.6
1974-75	21	155-307	.505	—	—	72-109	.661	382	18.2
1975-76	26	190-437	.435	—	—	125-165	.758	505	19.4
Totals	78	478-1028	.465	—	—	244-353	.691	1200	15.4




Dale Koehler

12. Dick Cable — 1,180

Team MVP and captain in 1954-55 ... led UW in scoring in 1953-54 and 1954-55 ... paced team in free throw percentage in 1952-53 and 1953-54 ... Milwaukee's second choice in 1955 NBA Draft.

Season	G	FG-A	PCT	3P-A	PCT	FT-A	PCT	PTS	AVG
1951-52	16	50-128	.391	—	—	36-51	.706	136	8.5
1952-53	22	110-299	.368	—	—	81-110	.736	301	13.7
1953-54	22	116-266	.436	—	—	69-92	.750	301	13.7
1954-55	22	156-389	.401	—	—	130-170	.765	442	20.2
Totals	82	432-1082	.399	—	—	316-423	.747	1180	14.4




Dick Cable

13. Joe Chernelich — 1,171

Two-time team captain (1978-79 and 1979-80) and team MVP in 1979-80 ... led Badgers in rebounding in 1977-78 ... paced UW in field goal percentage in 1976-77 ... a four-year starter ... chosen by New York in the fourth round (82nd overall) of the 1980 NBA Draft.

Season	G	FG-A	PCT	3P-A	PCT	FT-A	PCT	PTS	AVG
1976-77	27	122-227	.537	—	—	77-113	.681	321	11.9
1977-78	27	112-221	.507	—	—	51-72	.708	275	10.2
1978-79	26	108-230	.470	—	—	60-92	.652	276	10.6
1979-80	29	123-230	.535	—	—	53-81	.654	299	17.7
Totals	109	465-908	.512	—	—	241-358	.673	1171	10.7



Joe Chernelich

14. Don Rehfeldt — 1,169

UW's last first-team all-America selection (1949-50) ... Big Ten MVP in 1950 ... first-team all-Big Ten in 1949 and 1950 ... two-time team MVP (1948-49 and 1949-50) ... led UW in scoring and free throw percentage in 1948-49 and 1949-50 and led Badgers in field goal percentage in 1947-48, 1948-49 and 1949-50 ... still holds school record for field goal attempts with 37 vs. Iowa on Feb. 28, 1949 ... chosen second overall by Baltimore in the 1950 NBA Draft.

Season	G	FG-A	PCT	3P-A	PCT	FT-A	PCT	PTS	AVG
1944-45*	9	37-na	—	—	—	21-na	—	95	10.6
1946-47	8	12-51	.235	—	—	9-18	.500	33	4.1
1947-48	20	86-258	.333	—	—	52-78	.667	224	11.2
1948-49	22	146-436	.335	—	—	89-129	.690	381	17.3
1949-50	22	170-505	.337	—	—	96-147	.653	436	19.8
Totals	81	451-1250	.361	—	—	267-372	.718	1169	14.4

* Entered service after first semester. Field goal and free throw attempts not available.

15. Leon Howard — 1,165


Two-time team MVP (1971-72 and 1972-73) ... team captain in 1972-73 ... three-year starter who led the UW in scoring in each of his last two seasons ... paced Badgers in free throw percentage in 1972-73.

Season	G	FG-A	PCT	3P-A	PCT	FT-A	PCT	PTS	AVG
1970-71	23	133-290	.455	—	—	90-130	.692	356	14.8
1971-72	23	143-346	.413	—	—	92-136	.676	378	16.4
1972-73	24	157-353	.445	—	—	117-157	.745	431	18.0
Totals	70	433-989	.438	—	—	299-423	.707	1165	16.6

16. Scott Roth — 1,156

Team MVP as a senior in 1984-85 ... two-time team captain (1983-84 and 1984-85) ... three-year starter ... led UW in scoring in 1984-85, field goal percentage in 1983-84 and 1984-85 and free throw percentage, assists and steals in 1983-84.

Season	G	FG-A	PCT	3P-A	PCT	FT-A	PCT	PTS	AVG
1981-82	25	47-102	.461	—	—	10-18	.556	104	4.2
1982-83	28	59-156	.378	0-0	—	43-60	.717	161	5.8
1983-84	28	151-304	.497	—	—	76-96	.792	378	13.5
1984-85	28	198-365	.542	—	—	117-156	.750	513	18.3
Totals	109	455-927	.491	0-0	—	246-330	.745	1156	10.6




Scott Roth

17. James Johnson — 1,147

Team MVP and captain in 1968-69 ... three-year starter ... led Badgers in scoring, rebounding and field goal percentage in 1968-69 ... paced UW in free throw percentage in 1967-68 ... selected by Boston in seventh round (93rd overall) of 1969 NBA Draft.

Season	G	FG-A	PCT	3P-A	PCT	FT-A	PCT	PTS	AVG
1966-67	24	104-228	.456	—	—	72-107	.673	280	11.7
1967-68	24	155-355	.437	—	—	95-130	.731	405	16.9
1968-69	24	164-401	.409	—	—	134-192	.698	462	19.2
Totals	72	423-984	.430	—	—	301-429	.702	1147	15.9

James Johnson



18. Ken Siebel — 1,084

Three-time team MVP ... three-year starter who led UW in scoring in 1961-62 ... paced Badgers in field goal percentage in 1960-61 and 1961-62 ... UW's free throw percentage leader in each of his three seasons ... selected by Baltimore in the sixth round (47th overall) of the 1963 NBA Draft.

Season	G	FG-A	PCT	3P-A	PCT	FT-A	PCT	PTS	AVG
1960-61	24	108-250	.432	—	—	67-97	.691	283	11.8
1961-62	24	144-318	.453	—	—	104-155	.671	392	16.3
1962-63	23	149-344	.433	—	—	111-158	.703	409	17.8
Totals	71	401-912	.440	—	—	282-410	.688	1084	15.3

19. Tim Locum — 1,077

Two-time team captain (1989-90 and 1990-91) ... two-year starter ... holds UW record for career three-point field goals made ... shares UW record for career games played ... led Badgers in three-point field goal percentage in each of his last three seasons ... tied for team lead in steals with 33 in 1989-90.

Season	G	FG-A	PCT	3P-A	PCT	FT-A	PCT	PTS	AVG
1987-88	28	58-137	.423	41-93	.441	30-35	.857	187	6.7
1988-89	30	83-168	.494	54-111	.486	45-55	.818	265	8.8
1989-90	30	94-194	.485	67-143	.469	40-45	.889	295	9.8
1990-91	30	107-212	.505	65-134	.485	51-59	.864	330	11.0
Totals	118	342-711	.481	227-481	.472	166-194	.856	1077	9.1

20. Larry Petty — 1,066

Tabbed UW's Most Improved Player in back-to-back seasons (1978-79 and 1979-80) ... four-year starter ... led UW in field goal percentage in 1978-79 and 1980-81 ... chosen by Los Angeles in the seventh round (157th overall) of the 1981 NBA Draft.

Season	G	FG-A	PCT	3P-A	PCT	FT-A	PCT	PTS	AVG
1977-78	27	50-138	.362	—	—	34-63	.540	134	5.0
1978-79	27	106-204	.520	—	—	55-94	.585	267	9.9
1979-80	29	97-210	.462	—	—	59-107	.551	253	8.7
1980-81	27	172-348	.494	—	—	68-126	.539	412	15.3
Totals	110	425-900	.472	—	—	216-390	.554	1066	9.7

21. Chuck Nagle — 1,064


Academic all-Big Ten in 1966-67 ... three-year starter who led UW in scoring and free throw percentage in 1966-67.

Season	G	FG-A	PCT	3P-A	PCT	FT-A	PCT	PTS	AVG
1966-67	24	188-421	.447	—	—	87-117	.744	463	19.3
1967-68	24	146-312	.468	—	—	48-70	.686	340	14.2
1968-69	24	104-259	.402	—	—	53-63	.841	261	10.9
Totals	72	438-992	.442	—	—	188-250	.752	1064	14.8

22. J.J. Weber — 1,021

Team MVP and tri-captain in 1986-87 ... led Badgers in rebounding in 1984-85 and 1986-87 ... led team in scoring, field goal percentage, free throw percentage, steals and minutes in 1986-87 ... paced club in blocked shots in 1985-86 and 1986-87 ... tabbed team's Most Improved Player in 1984-85 ... three-year starter ... ranks fourth on UW's career blocked shots list.

Season	G	FG-A	PCT	3P-A	PCT	FT-A	PCT	PTS	AVG
1983-84	18	7-13	.538	—	—	2-5	.400	16	0.9
1984-85	28	85-173	.491	—	—	37-53	.698	207	7.4
1985-86	28	131-258	.508	—	—	67-89	.753	329	11.8
1986-87	31	182-324	.562	—	—	105-141	.745	469	15.1
Totals	105	405-768	.527	—	—	211-288	.733	1021	9.7



J.J. Weber

Records

23. Willie Simms — 1,015

Team captain in 1990-91 ... named team's Most Improved Player in 1988-89 ... three-year starter ... led Badgers in field goal percentage and free throw percentage in 1989-90 ... topped team in assists in each of his last two seasons ... shared team lead with 33 steals in 1989-90 and led team in steals with 27 in 1990-91.

Season	G	FG-A	PCT	3P-A	PCT	FT-A	PCT	PTS	AVG
1987-88	2	1-4	.250	0-0	—	2-5	.400	4	2.0
1988-89	30	84-162	.519	1-2	.500	21-53	.396	190	6.3
1989-90	30	153-284	.539	2-6	.333	92-146	.630	400	13.3
1990-91	29	153-267	.573	1-3	.333	114-179	.637	421	14.5
Totals	91	391-717	.545	4-11	.364	229-383	.598	1015	11.2

100-Point Games

WISCONSIN

120	Southern Methodist (82), 12/9/67
115	Mississippi Valley State (79), 12/23/93
115	Gonzaga (71), 12/17/63
114	Michigan Tech (70), 12/5/70
113	Iowa (87), 2/9/74
110	Alcorn State (81), 12/29/92
110	Northwestern (94), 2/21/67
108	Detroit Mercy (86), 12/23/92
107	Michigan Tech (74), 12/1/71
107	Louisiana State (68), 12/18/54
106	UW-Milwaukee (84), 11/27/93
105	Eastern Illinois (70), 12/28/95
105	Texas-Arlington (74), 12/22/90
105	DePauw (63), 11/29/75
105	at Indiana (94), 2/12/62
105	vs. Dayton (93), 12/28/61
104	vs. Chaminade (66), 11/22/95
104	Cal. State-L.A. (88), 12/27/85
104	Northern Michigan (65), 12/11/71
104	Purdue (84), 3/2/68
104	vs. Arizona (77), 12/30/66
104	vs. Georgia Tech (84), 12/28/63
103	Cleveland State (78), 12/22/79
103	Grambling (83), 12/29/93
103	at Loyola Marymount (67), 12/4/93
103	Michigan State (96), 2/22/75
103	Illinois (101), 2/19/62
102	Eastern Illinois (84), 12/1/70
102	Illinois (92), 3/11/67
102*	at Michigan (120), 2/12/66
102	Indiana (96), 2/25/63
102	North Dakota State (50), 1/23/62
101	Northwestern (87), 2/3/93
101	Charleston Southern (72), 12/14/92
101	Illinois (75), 1/19/74
101	Michigan State (74), 2/29/72
100	Florida A&M (56), 11/26/83
100	SIU-Edwardsville (74), 12/2/72
100*	at Iowa (119), 2/10/70

OPPONENTS

120	at Michigan (102), 2/12/66
119	at Iowa (100), 2/10/70
114	at Indiana (61), 1/31/76
111	at Minnesota (92), 2/1/64
109	vs. Missouri (96), 3/19/94
109	Minnesota (78), 2/12/94
108	at Indiana (82), 2/24/64
108	at Kentucky (85), 12/20/63
107	at Michigan (86), 2/2/76
107	at Purdue (80), 2/16/74
106	Michigan (81), 1/8/76
106	at Michigan State (90), 1/6/64
106	Ohio State (69), 2/8/60
105	at Iowa (65), 1/26/85
105	at Michigan State (87), 1/25/75
105	Minnesota (96), 3/2/64
104	Iowa (89), 1/25/88
104	at Minnesota (98), 3/6/71
103	at Illinois (80), 1/12/89
103	at Iowa (70), 3/10/88
103	at Indiana (65), 1/15/87
103	vs. Iowa State (79), 12/29/81
103	Michigan (59), 2/22/64
102	at UNLV (65), 12/28/87
102	vs. Oral Roberts (69), 12/29/78
101	at Iowa (48), 2/20/86
101	at Northwestern (91), 2/13/71
101	at Indiana (84), 2/25/69
101	vs. West Virginia (93), 12/18/65
101	Nebraska (88), 12/1/65
101	at Indiana (87), 2/20/65
101	Minnesota (91), 2/16/65
101	Ohio State (85), 1/4/64
101*	Illinois (103), 2/19/62
101	vs. Cincinnati (71), 12/30/61
100	at Northwestern (89), 3/6/93
100	at Purdue (73), 1/19/86
100	at Iowa (76), 2/17/73
100	at UCLA (56), 12/28/66
100	Ohio State (68), 1/30/61
100	at Ohio State - 2OT (98), 1/14/56

* - losses

Individual Field Goal Shooting

Career

FIELD GOALS MADE

- 739 Michael Finley, 1992-95
- 729 Rick Olson, 1983-86
- 723 Danny Jones, 1987-90
- 656 Claude Gregory, 1978-81
- 563 Cory Blackwell, 1982-84
- 557 Trent Jackson, 1986-89
- 500 Clarence Sherrod, 1969-71
- 489 Wes Matthews, 1978-80
- 465 Joe Chernelich, 1977-80
- 459 Joe Franklin, 1966-68

FIELD GOAL ATTEMPTS

- 1,681 Michael Finley, 1992-95
- 1,535 Rick Olson, 1983-86
- 1,492 Claude Gregory, 1978-81
- 1,351 Danny Jones, 1987-90
- 1,234 Cory Blackwell, 1982-84
- 1,230 Clarence Sherrod, 1969-71
- 1,218 Bob Litzow, 1956-58
- 1,206 Trent Jackson, 1986-89
- 1,199 Don Rehfeldt, 1947-50
- 1,088 Ab Nicholas, 1950-52

FIELD GOAL PERCENTAGE

- (min. 500 attempts)
- .573 P. Tompkins (306-534), 1988-91
 - .554 R. Griffith (294-531), 1994-95
 - .545 Willie Simms (391-717), 1988-91
 - .535 Danny Jones (723-1351), 1987-90
 - .527 J.J. Weber (405-768), 1984-87
 - .512 Joe Chernelich (465-908), 1977-80
 - .493 M. Heineman (262-532), 1984-87
 - .493 Brad Sellers (356-723), 1982-83
 - .491 Scott Roth (455-927), 1982-85
 - .481 Tim Locum (342-711), 1988-91

3-POINT FIELD GOALS MADE

- 227 Tim Locum, 1988-91
- 213 Michael Finley, 1992-95
- 193 Trent Jackson, 1986-89
- 167 Tracy Webster, 1992-94
- 162 Andy Kilbride, 1992-95
- 94 Brian Good, 1989-92
- 71 Jason Johnsen, 1991-94
- 59 Shelton Smith, 1985-87
- 51 Larry Hisle, 1990-91
- 49 Jeremy Hall, 1996

3-POINT FIELD GOAL ATTEMPTS

- 631 Michael Finley, 1992-95
- 481 Tim Locum, 1988-91
- 430 Trent Jackson, 1986-89
- 406 Tracy Webster, 1992-94
- 388 Andy Kilbride, 1992-95
- 218 Brian Good, 1989-92
- 190 Jason Johnsen, 1991-94
- 149 Larry Hisle, 1990-91
- 139 Shelton Smith, 1985-87
- 132 Jeremy Hall, 1996

3-POINT FIELD GOAL PCT.

- (min. 60 attempts)
- .475 Mike Heineman (29-61), 1984-87
 - .472 Tim Locum (227-481), 1988-91
 - .449 Trent Jackson (193-430), 1986-89
 - .431 Brian Good (94-218), 1989-92
 - .424 Shelton Smith (59-139), 1985-87
 - .418 Andy Kilbride (162-388), 1992-95
 - .411 Tracy Webster (167-406), 1992-94
 - .398 Hennssy Auriantal (35-88), 1996
 - .396 John Ellensen (36-91), 1989-91
 - .374 Jason Johnsen (71-190), 1991-94

Season

FIELD GOALS MADE

- 237 Rick Olson, 1986
- 231 Danny Jones, 1989
- 223 Michael Finley, 1993
- 215 Danny Jones, 1990
- 215 Cory Blackwell, 1983
- 211 Wes Matthews, 1980
- 211 Clarence Sherrod, 1971
- 208 Michael Finley, 1994
- 202 Joe Franklin, 1968
- 201 Trent Jackson, 1989
- 201 Cory Blackwell, 1984

FIELD GOAL ATTEMPTS

- 519 Clarence Sherrod, 1971
- 505 Don Rehfeldt, 1960
- 485 Rick Olson, 1986
- 478 Michael Finley, 1993
- 470 Michael Finley, 1995
- 468 Bob Litzow, 1957
- 465 Cory Blackwell, 1983
- 449 Danny Jones, 1989
- 446 Michael Finley, 1994
- 439 Cory Blackwell, 1984

FIELD GOAL PERCENTAGE

- (min. 100 attempts)
- .636 P. Tompkins (164-258), 1991
 - .611 Louis Ely (80-131), 1993
 - .592 Jeff Petersen (93-157), 1994
 - .573 Willie Simms (153-267), 1991
 - .570 Al Rudd (81-142), 1976
 - .570 Danny Jones (176-309), 1988
 - .566 Rashard Griffith (167-295), 1995
 - .562 J.J. Weber (182-324), 1987
 - .558 Danny Jones (101-181), 1987
 - .558 Kurt Portmann (63-113), 1989

3-POINT FIELD GOALS MADE

- 75 Tracy Webster, 1992
- 74 Trent Jackson, 1988
- 73 Trent Jackson, 1989
- 67 Tim Locum, 1990
- 66 Michael Finley, 1994
- 65 Tim Locum, 1991
- 63 Michael Finley, 1993
- 59 Shelton Smith, 1987
- 58 Michael Finley, 1995
- 54 Three players tied

3-POINT FIELD GOAL ATTEMPTS


- 204 Michael Finley, 1995
- 182 Michael Finley, 1994
- 173 Michael Finley, 1993
- 164 Trent Jackson, 1988
- 163 Trent Jackson, 1989
- 153 Tracy Webster, 1992
- 143 Tim Locum, 1990
- 139 Shelton Smith, 1987
- 134 Tracy Webster, 1993
- 134 Tim Locum, 1991
- 134 Andy Kilbride, 1995

3-POINT FIELD GOAL PCT.


- (min. 60 attempts)
- .490 Tracy Webster (75-153), 1992
 - .486 Tim Locum (54-111), 1989
 - .485 Tim Locum (65-134), 1991
 - .475 Mike Heineman (29-61), 1987
 - .469 Tim Locum (67-143), 1990
 - .458 Andy Kilbride (49-107), 1993
 - .458 Brian Good (38-83), 1992
 - .451 Trent Jackson (74-164), 1988
 - .448 Trent Jackson (73-163), 1989
 - .441 Tim Locum (41-93), 1988

Records

Rick Olson



Tim Locum



Game

FIELD GOALS

- 17 Michael Finley at Eastern Michigan, 12/10/94
- 17 Rick Olson vs. San Francisco State, 12/2/85
- 16 Bob Litzow vs. Indiana, 2/10/58
- 15 Rick Olson at Michigan State, 1/30/86
- 15 Rick Olson vs. Purdue, 1/19/85
- 15 Dale Koehler vs. Iowa, 2/1/75
- 15 Dale Koehler at Michigan, 2/2/76
- 15 Clarence Sherrrod vs. Eastern Illinois, 12/1/70
- 15 Chuck Nagle vs. Purdue, 3/2/68
- 15 Joe Franklin vs. Michigan State, 1/16/68
- 15 Joe Franklin vs. Michigan, 1/6/68
- 15 Ken Barnes vs. Indiana, 3/8/65

FIELD GOAL ATTEMPTS

- 37 Don Rehfeldt vs. Iowa, 2/28/49
- 32 Bob Litzow vs. Indiana, 2/10/58
- 32 Don Rehfeldt vs. Iowa, 2/18/50
- 31 Michael Finley at Eastern Michigan, 12/10/94
- 31 Don Rehfeldt at UCLA, 12/23/48
- 30 Bob Litzow at Ohio State, 1/14/56
- 28 Michael Finley at Michigan State, 1/23/93
- 28 Jack Brens vs. Indiana, 2/25/63
- 27 Tracy Webster at Nebraska, 12/11/91
- 27 Rick Olson vs. Illinois, 2/15/86
- 27 Rick Olson vs. Boston College, 12/27/85
- 27 Rick Olson vs. San Francisco State, 12/2/85
- 27 Michael Finley vs. Penn State, 1/26/95

FIELD GOAL PERCENTAGE (MIN. 10 ATTEMPTS)

- .923 Al Henry (12-13) vs. Minnesota, 1/13/70
- .909 Larry Hisle (10-11) vs. Texas-Arlington, 12/22/90
- .909 Scott Roth (10-11) at New Mexico, 12/29/84
- .900 Carlton McGee (9-10) vs. Michigan, 2/26/92
- .900 Patrick Tompkins (9-10) at Oregon, 11/24/90
- .900 Willie Simms (9-10) vs. Iowa, 1/11/90
- .900 Trent Jackson (9-10) vs. Northwestern, 1/30/88
- .900 Larry Petty (9-10) vs. Illinois, 1/18/79
- .875 Leon Howard (14-16) vs. Michigan State, 1/20/73
- .846 Wes Matthews (11-13) vs. Michigan State, 12/23/79
- .846 Walter Holt (11-13) vs. Rice, 12/16/57

3-POINT FIELD GOALS MADE

- 7 Michael Finley at Eastern Michigan, 12/10/94
- 7 Tracy Webster vs. Missouri, 3/19/94
- 7 Michael Finley at Michigan, 1/29/94
- 7 Larry Hisle vs. Texas-Arlington, 12/22/90
- 7 Tim Locum vs. Rollins, 12/15/89
- 7 Tim Locum vs. Butler, 12/5/87
- 7 Trent Jackson at Ohio State, 1/17/87
- 6 Andy Kilbride vs. Indiana, 3/14/93
- 6 Tim Locum vs. Minnesota, 1/22/90
- 6 Tim Locum vs. Western Kentucky, 11/25/89
- 6 Trent Jackson vs. Oregon, 11/26/88
- 6 Trent Jackson at UNLV, 12/28/87


3-POINT FIELD GOAL ATTEMPTS

- 16 Michael Finley at Eastern Michigan, 12/10/94
- 13 Tracy Webster vs. Missouri, 3/19/94
- 13 Michael Finley at Minnesota, 2/18/93
- 12 Michael Finley vs. Valparaiso, 12/6/94
- 12 Andy Kilbride at Minnesota, 2/28/95
- 12 Michael Finley at Michigan, 1/29/94
- 12 Tim Locum vs. Butler, 12/5/87
- 7 players tied with 11 apiece


3-POINT FIELD GOAL PCT. (MIN. 6 ATTEMPTS)

- 1.000 Larry Hisle (7-7) vs. Texas-Arlington, 12/22/90
- .833 Tracy Webster (5-6) vs. Illinois, 2/20/92
- .833 Tim Locum (5-6) vs. Iowa, 1/25/88
- .833 Tim Locum (5-6) vs. Iowa, 1/17/91
- .833 Shelton Smith (5-6) vs. Northern Illinois, 12/11/86
- .778 Tim Locum (7-9) vs. Rollins, 12/15/89
- .750 Tim Locum (6-8) vs. Western Kentucky, 11/25/89
- .750 Trent Jackson (6-8) vs. Oregon, 11/26/88
- .714 Jeremy Hall (5-7) vs. Eastern Illinois, 12/28/95
- .714 Andy Kilbride (5-7) vs. Michigan State 2/2/94
- .714 Tim Locum (5-7) vs. Texas-Arlington, 12/22/90
- .714 Trent Jackson (5-7) at Michigan State, 3/12/88

Records



Rashard
Griffith



Brad
Sellers

Yearly Field Goal Pct. Leaders

Year	Name	FG	FGA	PCT
1947	Bob Cook	124	358	.346
1948	Don Rehfeldt	86	258	.333
1949	Don Rehfeldt	146	436	.335
1950	Don Rehfeldt	170	505	.337
1951	Ab Nicholas	130	378	.344
1952	Dick Cable	50	128	.391
1953	Charles Siefert	99	264	.375
1954	Dick Cable	116	266	.436
1955	John Parker	75	177	.424
1956	Dick Miller	142	344	.413
1957	Walter Holt	46	101	.455
1958	Walter Holt	112	225	.498
1959	Bob Barneson	93	234	.397
1960	Marty Gharrity	119	244	.488
1961	Ken Siebel	108	250	.432
1962	Ken Siebel	144	318	.453
1963	Tom Gwyn	108	221	.489
1964	Tom O'Melia	77	159	.484
1965	Mark Zubor	137	290	.472
1966	Dennis Sweeney	67	137	.489
1967	Jim Johnson	104	228	.456
1968	Joe Franklin	202	402	.502
1969	James Johnson	164	401	.409
1970	Albert Henry	152	321	.474
1971	Glen Richgels	126	264	.477
1972	Kim Hughes	113	242	.467
1973	Kim Hughes	144	291	.495
1974	Gary Anderson	142	284	.500
1975	Dale Koehler	155	307	.505
1976	Al Rudd	81	142	.570
1977	Joe Chernelich	122	227	.537
1978	Bill Pearson	87	170	.512
1979	Larry Petty	106	204	.520
1980	Joe Chernelich	123	230	.535
1981	Larry Petty	172	348	.494
1982	Brad Sellers	167	351	.476

Year	Name	FG	FGA	PCT
1983	Brad Sellers	189	372	.508
1984	Scott Roth	151	304	.497
1985	Scott Roth	198	365	.542
1986	Shelton Smith	84	153	.549
1987	J.J. Weber	182	324	.562
1988	Danny Jones	176	309	.570
1989	Kurt Portmann	63	113	.558
1990	Willie Simms	153	284	.539
1991	Patrick Tompkins	164	258	.636
1992	Carlton McGee	123	222	.554
1993	Jeff Petersen	58	93	.624
1994	Jeff Petersen	93	157	.592
1995	Rashard Griffith	167	295	.566
1996	Sean Daugherty	125	272	.460

Minimum 2 made per game

Yearly 3-Point Field Goal Pct. Leaders

Year	Name	3P	3PA	PCT
1983	Rick Olson	18	48	.375
1987	Trent Jackson	46	103	.447
1988	Trent Jackson	74	164	.451
1989	Tim Locum	54	111	.486
1990	Tim Locum	67	143	.469
1991	Tim Locum	65	134	.485
1992	Tracy Webster	75	153	.490
1993	Andy Kilbride	49	107	.458
1994	Andy Kilbride	54	131	.412
1995	Andy Kilbride	54	134	.403
1996	Jeremy Hall	49	132	.371

Minimum 1.5 made per game

Individual Free Throw Shooting

Career

FREE THROWS MADE

1. 456 Michael Finley, 1992-95
2. 433 Claude Gregory, 1978-81
3. 408 Danny Jones, 1987-90
- 408 Clarence Sherrod, 1969-71
5. 316 Dick Cable, 1952-55
6. 307 Paul Morrow, 1952-54
7. 301 James Johnson, 1967-69
8. 299 Leon Howard, 1971-73
9. 297 Joe Franklin, 1966-68
10. 282 Ken Siebel, 1961-63

FREE THROW ATTEMPTS

1. 599 Danny Jones, 1987-90
2. 593 Michael Finley, 1992-95
3. 586 Claude Gregory, 1978-81
4. 522 Clarence Sherrod, 1969-71
5. 476 Joe Franklin, 1966-68
6. 449 Paul Morrow, 1952-54
7. 429 James Johnson, 1967-69
8. 423 Leon Howard, 1971-73
9. 422 Ab Nicholas, 1950-52
10. 410 Ken Siebel, 1961-63

FREE THROW PERCENTAGE

- (min. 175 attempts)
1. .870 Rick Olson (260-299), 1983-86
 2. .856 Tim Locum (166-194), 1988-91
 3. .817 Wes Matthews (273-334), 1978-80
 4. .804 Mike Carlin (172-214), 1966-68
 5. .801 Dick Miller (246-307), 1954-56
 6. .782 C. Sherrod (408-522), 1969-71
 7. .775 Tracy Webster (207-267), 1992-94
 8. .773 Trent Jackson (238-308), 1986-89
 9. .768 Michael Finley (456-593), 1992-95
 10. .766 Lee Oler (164-214), 1970-72

Season

FREE THROWS MADE


1. 168 Clarence Sherrod, 1970
2. 152 Claude Gregory, 1981
3. 149 Danny Jones, 1989
4. 148 Clarence Sherrod, 1970
5. 145 Dick Miller, 1956
6. 140 Michael Finley, 1995
- 140 Joe Franklin, 1968
- 140 Claude Gregory, 1980
9. 134 James Johnson, 1969
10. 130 Dick Cable, 1955

FREE THROW ATTEMPTS

1. 210 Joe Franklin, 1968
2. 202 Clarence Sherrod, 1970
- 202 Claude Gregory, 1981
4. 200 Clarence Sherrod, 1971
5. 199 Danny Jones, 1989
6. 192 James Johnson, 1969
7. 189 Claude Gregory, 1980
8. 188 Danny Jones, 1990
9. 181 Cory Blackwell, 1984
- 181 Dick Cable, 1956
- 181 Michael Finley, 1995

FREE THROW PERCENTAGE

- (min. 50 made)
1. .905 Brian Good (57-63), 1990
 2. .894 Rick Olson (59-66), 1984
 3. .890 Rick Olson (72-82), 1985
 4. .888 Wes Matthews (127-143), 1980
 5. .882 Rick Olson (97-110), 1986
 6. .864 Tim Locum (51-59), 1991
 7. .841 Chuck Nagle (53-63), 1969
 8. .832 Clarence Sherrod (168-202), 1970
 9. .830 Trent Jackson (88-106), 1988
 10. .828 Brad Sellers (82-99), 1983



Brian Good

Game

FREE THROWS MADE

1. 17 Dale Koehler vs. Loyola (IL), 12/6/75
2. 15 Michael Finley vs. Michigan, 2/11/95
- 15 Bill Pearson at Northwestern, 2/18/78
- 15 Paul Morrow at Michigan, 2/21/53
5. 14 Rick Olson vs. Purdue, 2/13/86
- 14 Clarence Sherrod vs. Tulane, 12/19/70
7. 13 Michael Finley vs. Missouri, 3/19/94
- 13 Tracy Webster vs. Southeast Missouri State, 11/25/91
- 13 Danny Jones vs. Marquette, 2/22/89
- 13 Danny Jones vs. Minnesota, 1/4/89
- 13 Danny Jones at Marquette, 12/3/88

FREE THROW ATTEMPTS

1. 24 Paul Morrow at Michigan, 2/21/53
2. 23 Dale Koehler vs. Loyola (IL), 12/6/75
3. 19 Willie Simms vs. Minnesota, 1/7/91
- 19 Joe Franklin vs. Michigan, 1/10/67
5. 18 Joe Franklin at Northwestern, 3/9/68
6. 17 Michael Finley vs. Michigan, 2/11/95
- 17 Danny Jones vs. Michigan, 2/3/90
- 17 Leon Howard vs. Illinois, 2/10/73
- 17 Ron Jackson vs. Iowa, 1/6/62
- 17 Ken Siebel at Indiana, 2/12/62
- 17 Jack Brens at Indiana, 2/12/62

FREE THROW PERCENTAGE (MIN. 10 ATTEMPTS)

1. 1.000 Rick Olson (14-14) vs. Purdue, 2/13/86
- 1.000 Tim Locum (12-12) vs. Marquette, 2/19/90
- 1.000 Rod Ripley (12-12) vs. Marquette, 11/30/85
- 1.000 Scott Roth (12-12) vs. Washington State, 12/1/84
- 1.000 Clarence Sherrod (12-12) vs. Ohio State, 2/24/70
- 1.000 Dick Miller (12-12) at Illinois, 1/9/56
- 1.000 Claude Gregory (11-11) vs. Northwestern, 1/11/79
- 1.000 Wes Matthews (11-11) vs. Cleveland State, 12/22/79
- 1.000 Clarence Sherrod (11-11) at Minnesota, 3/6/71
- 1.000 Leon Howard (11-11) at Iowa, 2/27/71
- 1.000 Clarence Sherrod (11-11) vs. Illinois, 2/23/71
- 1.000 Dick Miller (11-11) vs. Minnesota, 2/21/55
- 1.000 Tracy Webster (10-10) vs. Northwestern, 2/3/93
- 1.000 Michael Finley (10-10) vs. Michigan, 2/26/92
- 1.000 Michael Finley (10-10) vs. Purdue, 2/2/92
- 1.000 Tim Locum (10-10) vs. Ohio State, 3/4/89
- 1.000 Trent Jackson (10-10) vs. Northern Illinois, 12/1/87
- 1.000 Ron Weisner (10-10) at LSU, 12/19/53

Yearly Free Throw Percentage Leaders

Year	Name	FT	FTA	PCT
1947	Bob Cook	75	101	.743
1948	Bob Cook	73	97	.754
1949	Don Rehfeldt	89	129	.690
1950	Don Rehfeldt	96	147	.653
1951	Ab Nicholas	106	149	.711
1952	Ab Nicholas	121	176	.687
1953	Dick Cable	81	110	.736
1954	Dick Cable	69	92	.750
1955	Dick Miller	87	109	.798
1956	Dick Miller	145	181	.801
1957	Bob Litzow	55	92	.598
1958	Walter Holt	71	90	.789
1959	Bob Barneson	73	108	.676
1960	Marty Gharrity	74	92	.804
1961	Ken Siebel	67	97	.691
1962	Ken Siebel	104	155	.671
1963	Ken Siebel	111	158	.703
1964	Mark Zubor	69	99	.697
1965	Ken Barnes	62	84	.738
1966	Mike Carlin	70	90	.778
1967	Chuck Nagle	87	117	.744
1968	James Johnson	95	130	.731
1969	Clarence Sherrod	92	120	.767
1970	Clarence Sherrod	168	202	.832
1971	Clarence Sherrod	148	200	.740
1972	Lee Oler	84	106	.792
1973	Leon Howard	117	157	.745
1974	Kim Hughes	57	92	.620
1975	Mike McCauley	98	125	.784
1976	Dale Koehler	125	165	.758
1977	James Gregory	97	139	.698
1978	Bill Pearson	74	95	.779
1979	Wes Matthews	109	139	.784
1980	Wes Matthews	127	143	.888
1981	Claude Gregory	152	202	.752
1982	Cory Blackwell	71	103	.689
1983	Brad Sellers	82	99	.828
1984	Scott Roth	76	96	.792
1985	Rick Olson	73	82	.890
1986	Rick Olson	97	110	.882
1987	J.J. Weber	105	141	.745
1988	Trent Jackson	88	106	.830
1989	Danny Jones	149	199	.749
1990	Willie Simms	92	146	.630
1991	Patrick Tompkins	95	147	.646
1992	Tracy Webster	90	115	.783
1993	Tracy Webster	72	89	.809
1994	Michael Finley	110	140	.786
1995	Michael Finley	140	181	.773
1996	Mosezell Peterson	79	107	.738

Minimum 2.5 made per game

Individual Rebounding

Career

TOTAL REBOUNDS

1. 904 Claude Gregory, 1978-81
2. 858 Joe Franklin, 1966-68
3. 841 Joe Chernelich, 1977-80
4. 806 Kim Hughes, 1972-74
5. 718 Larry Petty, 1978-81
6. 648 Michael Finley, 1992-95
7. 641 Tom Gwyn, 1961-63
8. 592 J.J. Weber, 1984-87
9. 586 Cory Blackwell, 1982-84
10. 574 Jack Brens, 1962-64

REBOUNTING AVERAGE

- (min. 500 rebounds)
1. 11.9 Joe Franklin, 1966-68
 2. 11.2 Kim Hughes, 1972-74
 3. 10.4 Jack Brens, 1962-64
 4. 8.9 Tom Gwyn, 1961-63
 5. 8.7 Dale Koehler, 1973-76
 6. 8.2 Claude Gregory, 1978-81
 7. 7.8 Kerry Hughes, 1972-74
 8. 7.7 Joe Chernelich, 1977-80
 9. 7.6 Ken Siebel, 1961-63
 - 7.6 Leon Howard, 1971-73


Season

TOTAL REBOUNDS

1. 344 Jim Clinton, 1951
2. 334 Joe Franklin, 1968
3. 306 Jack Brens, 1963
4. 301 Kim Hughes, 1973
5. 290 Paul Morrow, 1952
6. 281 Rashard Griffith, 1995
7. 289 Joe Franklin, 1967
8. 270 James Gregory, 1977
9. 267 Tom Gwyn, 1963
10. 266 Kim Hughes, 1974

REBOUNTING AVERAGE

1. 15.6 Jim Clinton, 1951
2. 13.9 Joe Franklin, 1968
3. 13.2 Paul Morrow, 1952
4. 12.8 Jack Brens, 1963
5. 12.5 Kim Hughes, 1973
6. 12.0 Joe Franklin, 1967
7. 11.3 Ab Nicholas, 1951
8. 11.1 Tom Gwyn, 1963
- 11.1 Kim Hughes, 1974
10. 11.0 Albert Henry, 1970



Jim Clinton

Game

TOTAL REBOUNDS

1. 30 Paul Morrow vs. Purdue, 1/3/53
2. 27 Joe Franklin vs. Purdue, 3/2/68
3. 26 Mark Zubor vs. Gonzaga, 12/17/63
4. 25 Joe Chernelich vs. St. Mary's, 12/2/76
5. 23 Joe Franklin at Illinois, 12/19/66
- 23 Ken Barnes vs. Indiana, 3/8/65
- 23 Jack Brens vs. St. John's, 1/26/63
- 23 Curt Mueller vs. Northwestern, 3/3/56
9. 22 Kerry Hughes vs. Iowa, 2/9/74
- 22 Jack Brens vs. Illinois, 2/11/63

Records by Class

Rebounds by a Freshman

- Game 25 by Joe Chernelich vs. St. Mary's (CA), 12/2/76
 Season 270 by James Gregory, 1977

Rebounds by a Sophomore

- Game 26 by Mark Zubor vs. Gonzaga, 12/17/63
 Season 344 by Jim Clinton, 1951

Rebounds by a Junior

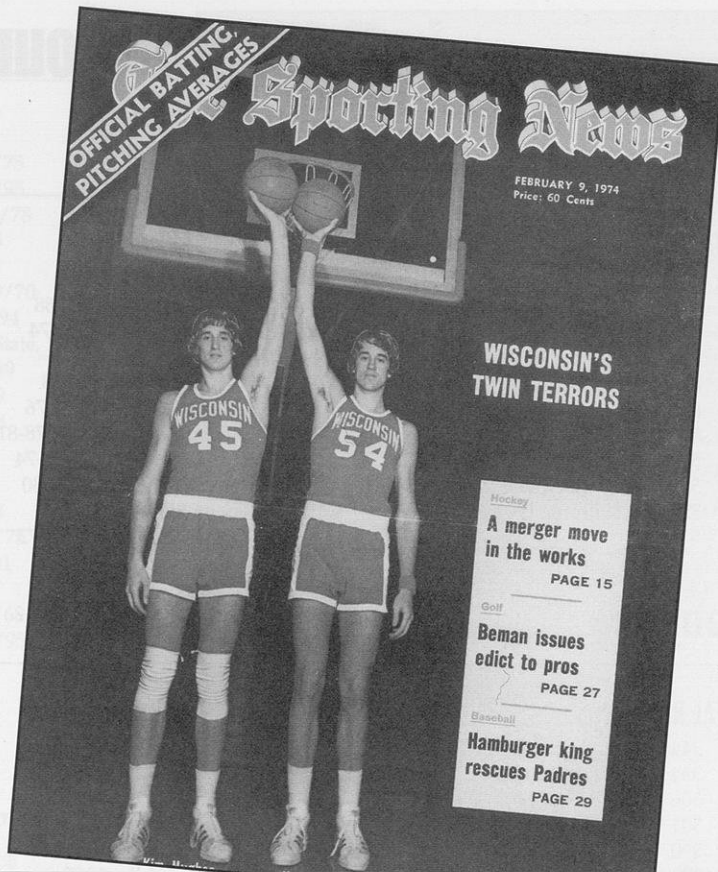
- Game 30 by Paul Morrow vs. Purdue, 1/3/53
 Season 301 by Kim Hughes, 1973

Rebounds by a Senior

- Game 27 by Joe Franklin vs. Purdue, 3/2/68
 Season 334 by Joe Franklin, 1968

Records

Twins Kim and Kerry Hughes appeared on the cover of *The Sporting News* in February of 1974. Kim was a three-time Wisconsin rebounding leader.



Yearly Rebounding Leaders

Year	Name	G	REB	AVG	Year	Name	G	REB	AVG
1951	Jim Clinton	22	344	15.6	1974	Kim Hughes	24	266	11.1
1952	Paul Morrow	22	290	13.2	1975	Dale Koehler	21	213	10.1
1953	Records Incomplete	—	—	—	1976	Dale Koehler	26	263	10.1
1954	Paul Morrow	22	194	9.6	1977	James Gregory	27	270	10.0
1955	Curt Mueller	19	110	5.8	1978	Joe Chnelich	27	182	6.7
1956	Curt Mueller	22	207	9.4	1979	Claude Gregory	27	236	8.7
1957	Ray Gross	21	165	7.9	1980	Claude Gregory	29	254	8.8
1958	Ray Gross	22	156	7.1	1981	Claude Gregory	27	249	9.2
1959	Bob Barneson	21	152	7.2	1982	Brad Sellers	27	254	9.4
1960	Fred Clow	24	234	9.8	1983	Brad Sellers	28	219	7.8
1961	Tom Hughbanks	23	198	8.6	1984	Cory Blackwell	28	243	8.7
1962	Tom Gwyn	24	192	8.0	1985	J.J. Weber	28	162	5.8
1963	Jack Brens	24	306	12.8	1986	Rod Ripley	28	194	6.9
1964	Ken Gustafson	24	235	9.8	1987	J.J. Weber	31	251	8.1
1965	Ken Barnes	20	176	8.8	1988	Danny Jones	26	121	4.7
1966	Joe Franklin	24	235	9.8	1989	Danny Jones	30	141	4.7
1967	Joe Franklin	24	289	12.0	1990	Patrick Tompkins	28	178	6.4
1968	Joe Franklin	24	334	13.9	1991	Patrick Tompkins	30	264	8.8
1969	James Johnson	24	210	8.8	1992	Michael Finley	31	152	4.9
1970	Albert Henry	24	265	11.0	1993	Michael Finley	28	161	5.8
1971	Glen Richgels	24	254	10.6	1994	Rashard Griffith	25	212	8.5
1972	Kim Hughes	24	239	10.0	1995	Rashard Griffith	26	281	10.8
1973	Kim Hughes	24	301	12.5	1996	Sam Okey	32	218	6.8

Individual Assists

Career

TOTAL ASSISTS

1. 501 Tracy Webster, 1992-94
2. 388 Mike Heineman, 1984-87
3. 371 Michael Finley, 1992-95
4. 335 Tom Molaski, 1986-89
5. 290 Arnold Gaines, 1977-80
6. 261 Trent Jackson, 1986-89
7. 259 Rick Olson, 1983-86
8. 255 Scott Roth, 1982-85
- 255 Wes Matthews, 1978-80
10. 250 Willie Simms, 1988-91

Season

TOTAL ASSISTS

1. 179 Tracy Webster, 1993
2. 171 Tracy Webster, 1994
3. 151 Tracy Webster, 1992
4. 137 Mike Heineman, 1987
5. 118 Wes Matthews, 1980
6. 111 Mike Heineman, 1985
7. 108 Tom Molaski, 1989
- 108 Michael Finley, 1995
9. 106 Wes Matthews, 1979
10. 104 Tom Molaski, 1988

ASSIST-TO-TURNOVER RATIO

(min. 50 assists and at least 2-to-1 ratio)

1. 2.38 Tracy Webster, 1994
2. 2.36 Mike Heineman, 1985
3. 2.33 Mike Heineman, 1986
4. 2.24 Tracy Webster, 1993
5. 2.07 Tim Locum, 1989
6. 2.06 Tom Molaski, 1987
7. 2.01 Mike Heineman, 1987
8. 2.00 Tom Molaski, 1989


Game

TOTAL ASSISTS

1. 13 Tracy Webster vs. Michigan, 2/26/92
- 13 Wes Matthews vs. Army, 12/30/79
3. 12 Tracy Webster vs. Coastal Carolina, 12/7/92
4. 11 Mike Heineman vs. Northwestern, 3/9/85
- 11 Wes Matthews at Northwestern, 2/24/79
- 11 Joe Chmelich vs. Canisius, 12/3/77
- 11 Jim Smith at Northwestern, 2/19/77
- 11 Dick Cable vs. California, 12/26/52
9. 10 By several players

Yearly Assists Leaders

Year	Name	G	AST	AVG
1974	Marcus McCoy	24	74	3.1
1975	Bruce McCauley	25	88	3.5
1976	James Smith	23	76	3.3
1977	Bob Falk	27	93	3.4
	Arnold Gaines	27	93	3.4
1978	Arnold Gaines	26	80	3.1
1979	Wes Matthews	27	106	3.9
1980	Wes Matthews	28	118	4.2
1981	Dan Hastings	27	85	3.1
1982	Carl Golston	27	93	3.4
1983	Rick Olson	28	83	3.0
1984	Scott Roth	28	87	3.1
1985	Mike Heineman	25	111	4.4
1986	Mike Heineman	22	100	4.5
1987	Mike Heineman	28	137	4.9
1988	Tom Molaski	28	104	3.7
1989	Tom Molaski	30	108	3.6
1990	Willie Simms	30	97	3.2
1991	Willie Simms	29	98	3.4
1992	Tracy Webster	31	151	4.9
1993	Tracy Webster	28	179	6.4
1994	Tracy Webster	29	171	5.9
1995	Michael Finley	27	108	4.0
1996	Sam Okey	32	100	3.1



Tracy Webster

Individual Blocked Shots

Career

BLOCKED SHOTS

1. 124 Rashard Griffith, 1994-95
2. 120 Brad Sellers, 1982-83
3. 102 Kurt Portmann, 1987-90
4. 95 J.J. Weber, 1984-87
5. 92 Louis Ely, 1991-93
6. 78 Michael Finley, 1992-95
7. 67 Claude Gregory, 1978-81
8. 63 Grant Johnson, 1991-94
9. 55 Larry Petty, 1978-81
10. 54 Danny Jones, 1987-90

Season


TOTAL BLOCKED SHOTS

1. 68 Brad Sellers, 1983
2. 66 Rashard Griffith, 1994
3. 58 Rashard Griffith, 1995
4. 52 Brad Sellers, 1982
5. 45 J.J. Weber, 1987
6. 42 Sam Okey, 1996
7. 41 Louis Ely, 1992
8. 34 Kurt Portmann, 1989
9. 31 Louis Ely, 1993
10. 30 Kurt Portmann, 1990

Game

TOTAL BLOCKED SHOTS

1. 9 Brad Sellers vs. Toledo, 11/29/82
2. 8 Kim Hughes vs. Rollins, 12/1/73
3. 7 Brad Sellers vs. Minnesota, 1/21/82
- 7 Brad Sellers vs. Ball State, 12/8/82
5. 6 Rashard Griffith vs. Illinois, 2/4/95
- 6 Rashard Griffith at Northwestern, 2/15/95
- 6 Rashard Griffith at Texas Tech 12/11/93
- 6 Louis Ely at Illinois, 1/22/92
- 6 Kim Hughes vs. Illinois, 1/19/74
10. 5 Sam Okey vs. Manhattan, 3/13/96
- 5 Rashard Griffith vs. Illinois, 1/25/94
- 5 Louis Ely vs. Tennessee Tech, 12/31/90
- 5 J.J. Weber vs. Minnesota, 3/5/87
- 5 J.J. Weber vs. Purdue, 1/10/87
- 5 J.J. Weber vs. South Florida, 11/29/86



Larry Petty

Yearly Blocked Shots Leaders

Year	Name	G	BLK	AVG
1978	Claude Gregory	27	21	0.8
1979	Claude Gregory	27	21	0.8
1980	Claude Gregory	29	20	0.7
1981	Claude Gregory	27	26	1.0
1982	Brad Sellers	27	52	1.9
1983	Brad Sellers	28	68	2.4
1984	David Miller	27	11	0.4
1985	John Ploss	28	20	0.7
1986	J.J. Weber	28	28	1.0
1987	J.J. Weber	31	45	1.5
1988	Kurt Portmann	28	25	0.9
1989	Kurt Portmann	30	34	1.1
1990	Kurt Portmann	31	30	1.0
1991	Patrick Tompkins	30	25	0.8
1992	Louis Ely	30	41	1.4
1993	Louis Ely	28	31	1.1
1994	Rashard Griffith	25	66	2.6
1995	Rashard Griffith	26	58	2.2
1996	Sam Okey	32	42	1.3

Individual Steals

Career

TOTAL STEALS

1. 183 Tracy Webster, 1992-94
2. 168 Michael Finley, 1992-95
3. 151 Trent Jackson, 1986-89
4. 131 Claude Gregory, 1978-81
5. 113 Wes Matthews, 1978-80
6. 110 Tom Molaksi, 1986-89
7. 102 Rick Olson, 1983-86
8. 101 Cory Blackwell, 1982-84
9. 99 Tim Locum, 1988-91
10. 98 Scott Roth, 1982-85

Season


TOTAL STEALS

1. 69 Tracy Webster, 1994
2. 66 Tracy Webster, 1993
3. 59 Trent Jackson, 1988
4. 53 Wes Matthews, 1979
5. 52 Michael Finley, 1995
6. 50 Trent Jackson, 1989
7. 49 Michael Finley, 1993
8. 48 Tracy Webster, 1992
9. 45 Claude Gregory, 1979
10. 43 Scott Roth, 1984
- 43 Hennssy Auriantal, 1996

Game

TOTAL STEALS

1. 10 Michael Finley vs. Purdue, 2/13/93
2. 9 Mike Heineman vs. Morgan State, 11/25/84
3. 6 Tracy Webster at Iowa, 3/10/93
- 6 Tracy Webster vs. Illinois, 2/28/93
- 6 Tracy Webster vs. UW-Green Bay, 12/5/92
- 6 Trent Jackson vs. Michigan, 1/24/87
7. 5 By several players



Hennssy Auriantal

Yearly Steals Leaders

Year	Name	G	ST	AVG
1978	Arnold Gaines	26	28	1.1
1979	Wes Matthews	27	53	2.0
1980	Wes Matthews	28	42	1.5
1981	John Bailey	27	39	1.4
1982	John Bailey	27	37	1.4
1983	Cory Blackwell	28	39	1.4
1984	Scott Roth	28	43	1.5
1985	Mike Heineman	25	33	1.3
1986	Rick Olson	28	33	1.2
1987	J.J. Weber	31	41	1.3
1988	Trent Jackson	28	59	2.1
1989	Trent Jackson	30	50	1.7
1990	Willie Simms	30	33	1.1
	Tim Locum	30	33	1.1
1991	Willie Simms	29	27	0.9
1992	Tracy Webster	31	48	1.5
1993	Tracy Webster	28	66	2.4
1994	Tracy Webster	29	69	2.4
1995	Michael Finley	27	52	1.9
1996	Hennssy Auriantal	32	43	1.3

UW Field House Records

POINTS

Team — 120, Wisconsin vs. Southern Methodist, 12/9/67

Individual — 50, Terry Dischinger (Purdue), 1/27/62

POINTS — BOTH TEAMS

204, Wisconsin (110) vs. Northwestern (94), 2/21/67

204, Wisconsin (103) vs. Illinois (101), 2/19/62

POINTS IN A HALF

Team — 67, Wisconsin vs. Iowa, 1/25/88

Individual — 28, Dale Koehler vs. Michigan, 2/2/76 (second half); Tony Smith (Marquette), 2/19/90 (second half)

LARGEST UW WINNING MARGIN

55 over Denver (89-34), 12/14/88

FIELD GOALS MADE

Team — 48, Wisconsin vs. Southern Methodist, 12/9/67; Wisconsin vs. Gonzaga, 12/17/63

Individual — 17, Steve Alford (Indiana), 1/11/86; Rick Olson vs. San Francisco State, 12/2/85; Henry Wilmore (Michigan), 1/9/71; Terry Dischinger (Purdue), 1/27/62

FIELD GOAL ATTEMPTS

Team — 111, Wisconsin vs. Michigan Tech, 12/5/70

Individual — 37, Don Rehfeldt vs. Iowa, 2/28/49

FIELD GOAL PERCENTAGE

Team — .659 (29-44), Southern Indiana vs. Wisconsin, 12/8/90

Individual — .929 (13-14), Quinn Buckner (Indiana), 12/20/75

3-POINT FIELD GOALS

Team — 15, Wisconsin vs. Alcorn State, 12/29/93

Individual — 7, Johnny Miller (Temple), 12/2/95; Dale Hanford (UW-Milwaukee), 11/27/93; Roosevelt Moore (Sam Houston State), 12/13/91; Larry Hisle vs. Texas-Arlington, 12/22/90; Tim Locum vs. Rollins, 12/15/89; Tim Locum vs. Butler, 12/5/87

3-POINT FIELD GOAL ATTEMPTS

Team — 31, Wisconsin vs. UW-Milwaukee, 11/27/93; Wisconsin vs. Northwestern, 2/3/93

Individual — 15, Johnny Miller (Temple), 12/2/95

Individual Top Scoring Games

INDIVIDUAL	PTS.
1. Terry Dischinger (Purdue), 1/27/62	50
2. Henry Wilmore (Michigan), 1/9/71	44
Tony Smith (Marquette), 2/19/90	44
4. Ken Barnes vs. Indiana, 3/8/65	42
Glenn Robinson (Purdue), 2/13/93	42

3-POINT FIELD GOAL PERCENTAGE

Team — (min. 8 att.) .889 (8-9), Wisconsin vs. North Dakota State, 12/10/86

Individual — 1.000 (7-7), Larry Hisle vs. Texas-Arlington, 12/22/90

FREE THROWS MADE

Team — 40, Wisconsin vs. Minnesota, 1/12/53

Individual — 17, Geno Carlisle (Northwestern), 2/21/96; Dennis Hopson (Ohio State), 2/12/87; Dale Koehler vs. Loyola (IL), 12/6/75

FREE THROW ATTEMPTS

Team — 48, Wisconsin vs. Minnesota, 1/12/53

Individual — 23, Dale Koehler vs. Loyola (IL), 12/6/75

FREE THROW PERCENTAGE

Team — (min. 12 att.) 1.000, many times (Most — 25-25 Purdue vs. Wisconsin, 2/7/76)

Individual — (min. 10 att.) 1.000, many times (Most — 14-14, Glenn Robinson (Purdue), 2/13/93; Rick Olson vs. Purdue, 2/13/86)

REBOUNDS

Team — 79, Wisconsin vs. Michigan Tech, 12/5/70

Individual — 30, Paul Morrow vs. Purdue, 1/3/53

ASSISTS

Team — 31, Wisconsin vs. South Dakota, 12/6/84

Individual — 13, Tracy Webster vs. Michigan, 2/26/92

BLOCKED SHOTS

Team — 11, Wisconsin vs. Texas-Arlington, 12/22/90; Wisconsin vs. Ferris State, 11/28/88

Individual — 6, Faisal Abraham (Marquette), 12/31/95; Rashard Griffith vs. Illinois, 2/4/95

STEALS

Team — 17, Wisconsin vs. Michigan State, 1/7/88

Individual — 10, Michael Finley vs. Purdue, 2/13/93

The Last Time It Happened

Team

BADGERS RANKED IN A.P. TOP 25

Dec. 26, 1994 (19th)

BADGERS RANKED IN CNN/USA TODAY TOP 25

Dec. 26, 1994 (21st)

BADGERS RANKED IN UPI TOP 25

Jan. 3, 1995 (21st)

BADGERS DEFEATED AN A.P. NO. 1 TEAM

March 3, 1962 (Wisconsin 86, Ohio State 67)

BADGERS DEFEATED AN A.P. TOP 5 TEAM

March 2, 1994 (Wisconsin 71, No. 3 Michigan 58)

BADGERS DEFEATED AN A.P. TOP 25 TEAM

March 6, 1996 (Wisconsin 54, No. 16 Penn State 52)

BADGERS SCORED 100 POINTS IN A GAME

Dec. 28, 1995 (Wisconsin 105, Eastern Illinois 70)

BADGERS ALLOWED 100 POINTS IN A GAME

March 19, 1994 (Missouri 109, Wisconsin 96)

BADGERS SHOT 70 PERCENT FROM THE FIELD

Dec. 30, 1979 (.744 vs. Army)

BADGERS SHOT 60 PERCENT FROM THE FIELD

Dec. 28, 1995 (.648 vs. Eastern Illinois)

BADGERS MADE 10 THREE-POINTERS IN A GAME

Feb. 17, 1996 (11 of 22 at Minnesota)

BADGERS HAD 50 REBOUNDS IN A GAME

Feb. 15, 1995 (52 at Northwestern)

BADGERS HAD 30 ASSISTS IN A GAME

March 9, 1994 (30 vs. Iowa)

BADGERS HAD 10 STEALS IN A GAME

Jan. 13, 1996 (11 vs. Iowa)

BADGERS BLOCKED 10 SHOTS IN A GAME

Jan. 22, 1992 (10 at Illinois)

BADGERS COMMITTED FEWER THAN 10 TURNOVERS

Jan. 17, 1996 (8 vs. Michigan State)

Individual

HAD A TRIPLE DOUBLE

Never

HAD A DOUBLE-DOUBLE

Feb. 21, 1996 (Osita Nwachukwu, 14 pts.-10 reb. vs. Northwestern)

HAD 6 PLAYERS SCORE IN DOUBLE FIGURES

Dec. 28, 1995 (Jeremy Hall - 19, Sean Mason - 18, Sam Okey - 17, Sean Daugherty - 13, Osita Nwachukwu -11 and Hennssy Auriantal - 11 vs. Eastern Illinois)

PLAYER SCORED 40 OR MORE POINTS IN A GAME

Dec. 10, 1994 (Michael Finley, 42, at Eastern Michigan)

PLAYER SCORED BETWEEN 30-39 POINTS IN A GAME

March 19, 1994 (Michael Finley, 36, vs. Missouri in 2nd round of NCAA Tournament)

PLAYER HAD 20 REBOUNDS IN A GAME

Dec. 2, 1976 (Joe Chernelich, 20 vs. St. Mary's)

PLAYER HAD 15 REBOUNDS IN A GAME

Feb. 26, 1995 (Rashard Griffith, 16 at Purdue)

PLAYER HAD 10 ASSISTS IN A GAME

Jan. 29, 1994 (Tracy Webster, 10 at Michigan)

PLAYER HAD 5 STEALS IN A GAME

Dec. 23, 1995 (Hennssy Auriantal, 5 vs. UW-Milwaukee)

PLAYER HAD 5 BLOCKED SHOTS IN A GAME

March 14, 1996 (Sam Okey, 5 vs. Manhattan in 1st round of NIT)

UW Field House Attendance

Year	All Games			Big Ten Games			Season High
	G	Attend.	Avg.	G	Attend.	Avg.	
1941	12	130,150	10,846	6	71,150	11,858	14,000
1942	11	116,050	10,550	7	74,800	10,686	14,000
1943	11	118,000	10,727	6	69,000	11,500	14,000
1944	10	84,200	8,420	6	58,700	9,783	14,000
1945	11	98,000	8,909	6	55,500	9,250	11,500
1946	11	96,900	8,809	6	65,500	10,917	14,000
1947	11	124,700	11,336	6	78,600	13,100	13,800
1948	10	130,900	13,090	6	79,000	13,167	13,500
1949	12	150,000	12,500	6	78,500	13,083	13,500
1950	11	139,500	12,681	6	78,000	13,000	13,000
1951	11	130,550	11,868	7	89,350	12,764	13,000
1952	11	132,000	12,000	7	83,200	11,857	13,000
1953	11	129,726	11,793	9	107,026	11,892	13,500
1954	11	108,192	9,836	7	77,229	11,032	13,500
1955	11	92,150	8,377	7	71,800	10,257	12,100
1956	11	66,100	6,009	7	47,100	6,729	10,000
1957	11	57,529	5,230	7	33,929	4,847	7,193
1958	11	61,448	5,586	7	40,871	5,839	8,200
1959	11	58,527	5,321	7	32,317	4,617	7,410
1960	12	75,216	6,268	7	53,253	7,608	12,187
1961	10	65,685	6,569	7	47,843	6,835	13,472
1962	13	88,681	6,822	7	63,512	9,073	13,545
1963	13	88,905	6,839	7	57,244	8,178	12,088
1964	10	69,873	6,987	7	56,870	8,124	13,217
1965	10	63,823	6,382	7	47,380	6,769	9,538
1966	12	85,199	7,100	7	61,737	8,819	11,573
1967	11	116,855	10,623	7	74,789	10,684	12,729
1968	11	104,346	9,486	7	66,845	9,549	11,926
1969	11	112,949	10,268	7	72,956	10,422	11,569
1970	11	97,686	8,881	7	63,869	9,124	12,392
1971	12	81,051	6,754	7	47,967	6,852	7,953
1972	12	79,922	6,660	7	51,730	7,390	8,235
1973	11	84,242	7,658	7	53,549	7,650	8,236
1974	13	98,346	7,565	7	63,183	9,026	12,204
1975	15	82,981	5,532	9	44,120	4,902	7,462
1976	14	72,996	5,214	9	52,845	5,872	9,363
1977	13	90,609	6,970	9	61,643	6,849	8,501
1978	14	122,075	8,720	9	81,423	9,047	11,238
1979	14	114,945	8,210	9	76,062	8,451	12,204
1980	15	115,960	7,731	9	82,430	9,159	11,895
1981	15	101,606	6,774	9	65,109	9,234	9,026
1982	13	65,505	5,039	9	49,618	5,513	9,281
1983	15	113,617	7,574	9	73,258	8,140	11,442
1984	13	98,280	7,560	9	76,050	8,450	11,019
1985	15	103,795	6,920	9	74,170	8,241	9,868
1986	15	112,131	7,475	9	77,536	8,615	11,092
1987	15	110,876	7,392	9	78,002	8,667	11,866
1988	14	110,545	7,896	9	78,866	8,762	11,068
1989	17	161,810	9,518	9	95,388	10,599	11,886
1990	14	142,291	10,164	9	96,740	10,749	11,898
1991	17	171,680	10,099	9	97,960	10,884	11,924
1992	17	160,580	9,446	9	95,019	10,558	12,305
1993	17	176,578	10,387	9	101,603	11,289	11,500
1994	16	184,000	11,500	9	103,500	11,500	11,500
1995	15	171,292	11,419	9	103,500	11,500	11,500
1996	18	202,381	11,243	9	104,445	11,605	11,993

Top Home Crowds

Date	Opponent	Attend.
2/16/46	Iowa	14,000
2/19/44	Purdue	14,000
2/13/43	Indiana	14,000
1/11/43	Illinois	14,000
3/7/42	Iowa	14,000
3/22/41	Pittsburgh	14,000
2/26/47	Ohio State	13,800
3/1/41	Minnesota	13,750
2/15/41	Illinois	13,600
3/3/62	Ohio State	13,565



Wisconsin set a single-season school attendance record in 1995-96 when 202,381 fans watched the Badgers compile a 13-5 home record.

Top Overall Crowds

The largest crowd ever to watch the Badgers play was 23,266 at Kentucky on Nov. 27, 1976. The largest crowd for a Big Ten game was 19,165 when the UW played Northwestern at Chicago Stadium on Feb. 15, 1947.

MEDIA



Coverage Guidelines

CREDENTIALS

Requests for credentials must be placed with the UW Sports Information Office in writing, at least one week in advance. Requests should be made on company letterhead. Upon receipt of applications, appropriate credentials are either mailed or made available at the Sports Information Office or with the parking attendant (white vehicle) at Lot 18 (south-east corner of the stadium across the street from the fire station).

Credentials will be issued according to the following priority guidelines: 1) National publications and newspapers filing for the following day's publication. 2) All newspapers designated by the visiting sports information director. 3) Television and radio stations originating a live broadcast. 4) Television and radio stations covering for nightly news. 5) All other requests will be evaluated on a space-available basis, with preferences given to those who regularly cover Wisconsin basketball.

Spouses, dates, children and other non-workers are not allowed in any of the media areas.

PARKING

A very limited number of media parking passes are available. They will be issued on a priority basis similar to the guidelines for the issuance of credentials. Contact the Sports Information Office for further information.

RADIO

Each visiting radio station admitted for broadcast should contact the UW Sports Information Office at least one week prior to the game they wish to cover. Each station will be issued three credentials as per Big Ten guidelines. If credentials are not mailed, they may be picked up at the Sports Information Office. Radio facilities are located in the balcony level of the west side of the Field House.

PHOTOGRAPHERS

Floor photo passes are limited to daily newspaper, wire service and television photographers. Photographers are expected to display their credentials prominently at all times and must work from behind either the southeast or northwest corners of the baseline. No photographers will be permitted along the length of the floor. The University of Wisconsin follows NCAA and Big Ten guidelines regarding event photography.

PRACTICES

Wisconsin basketball practices are open to the media. Media attending practice are asked to sit along press row in the UW Field House. Gameday practice sessions, however, are closed.

PLAYER INTERVIEWS

Badger players will be available for interviews after practices.

All interviews must be arranged through the Sports Information Office. Please contact Justin Doherty at the SID Office or prior to the end of practice to secure interviews. No interviews are granted the day of a game, with the exception of postgame interviews.

Players' telephone numbers will not be made available to the media, and players have been instructed not to conduct interviews when contacted by telephone. For out-of-town reporters, requests for collect-call telephone interviews may be made with Justin Doherty at the Sports Information Office.

BENNETT INTERVIEWS

Head coach Dick Bennett will be available for interviews for approximately 15 minutes after each Wisconsin practice. Bennett also is available on the road at the Badgers' hotel or following the team's shoot-around the day of a game. Call Justin Doherty at the Sports Information Office to arrange an interview.

Additionally, Bennett holds a weekly media conference throughout the season. These sessions are generally at 1 p.m. in the "W" Club Room in Camp Randall Stadium. Audio cuts from the conferences are available after 4 p.m. on Mondays by calling 608/263-3100 (option 3).

Out-of-town media members wishing to arrange a phone interview with Bennett should contact Justin Doherty at the Sports Information Office. The best time to reach Bennett is weekdays from 9 a.m. to noon.

PRESS ROW SERVICES

Working areas for the media are located on the west side of the Field House — in the mezzanine level for most print media and in the balcony for broadcast media. Coats and other personal belongings may be stored in the Reinke Room at the north end of the Field House. Programs, media guides and game notes will be available in the Reinke Room before each game. Halftime and final statistics, play-by-play and coaches' quotes will be furnished to all working locations.

TELEPHONES

Telephone lines in the press area must be ordered at least one week in advance of the game(s) for which they are needed. Orders should be made through both Wisconsin Bell (800) 447-7738 and UW Telecommunications (608) 262-0521 during regular business hours. Several courtesy phones on press row will be made available by the UW Sports Information Office.

FAX-ON-DEMAND SERVICE

The Big Ten Conference office and league schools offer 24-hour access to the latest press releases, statistics, notes and box scores via a fax-on-demand network.

Because of this service, the University of Wisconsin does not fax or mail its basketball releases to media personnel. These releases/game notes can be accessed by requesting cell 3212 on the fax-on-demand system. Similarly, box scores (3214) and play-by-plays (3215) are available immediately after all home games. If media members do not want to access this service, there will be a \$10 charge to fax box scores.

To receive more information, contact the Big Ten Communications Department at (708) 696-1010 or the UW Sports Information Office at (608) 262-1811. *Because this service is designed for media use only, the phone number should not be given to the general public.*

INFORMATION VIA THE INTERNET

Wisconsin basketball information, including statistics and game notes, is available throughout the season on the UW Athletic Department's official World Wide Web site. The address is:

<http://www.wisc.edu/ath/>

POSTGAME INTERVIEWS

Head coaches and selected Badger players will be available following each home game in the women's locker room in the southwest corner of the Field House on the lower level. Generally, the visiting coach will be available first, followed by Bennett, then UW players. The UW locker room is closed.

**Madison Travel Information
(area code 608)**

LODGING

The following hotels and motels are located within 10-15 minutes of the Wisconsin campus:

Best Western-Inn on the Park, 22 S. Carroll St.	257-8811
Best Western-InnTowner, 2424 University Ave. ..	233-8778
Best Western-Midway, 3710 E. Washington Ave.	244-2424
Concourse Hotel, One W. Dayton St.	257-6000
Edgewater, 666 Wisconsin Ave.	256-9071
Hampton Inn East, 4820 Hayes Rd.	249-5300
Hampton Inn West, 516 Grand Canyon Dr.	833-3511
Holiday Inn East Towne, 4402 E. Washington Ave.	244-4703
Holiday Inn West, 1313 John Q. Hammons Dr. .	831-2000
Holiday Inn Southeast, 3521 Evan Acres Rd.	222-9121
Howard Johnson's, 525 W. Johnson St.	251-5511
Ivy Inn, 2355 University Ave.	233-9717
Madison Inn, 601 Langdon St.	257-4391
Quality Inn South, 4916 E. Broadway Ave.	222-5501
Quality Inn Suites, 650 Grand Canyon Dr.	833-4200
Radisson Inn, 517 Grand Canyon Dr.	833-0100
Ramada Inn, 3841 E. Washington Ave.	244-2481
Sheraton Inn, 706 John Nolen Dr.	251-2300
University Inn, 441 N. State St.	257-4881

AIRLINE SERVICE

Madison is served by the Dane County Regional Airport, which has seven major airlines with approximately 100 flights a day. It is a 10-minute drive from the UW campus. Directions from the airport to campus are on page 9.

American Eagle	800-433-7300
ComAir (Delta)	800-221-1212
Midwest Express	800-452-2022
Northwest	800-225-2525
TWA Express	608-257-5707
USAir	800-428-4322
United	800-241-6522


AIRPORT AUTO RENTAL

Budget	800-527-0700
Dollar	800-800-4000
Hertz	800-654-3131
National	800-227-7368


TAXICAB SERVICE

Badger Cab	256-5566
Madison Taxi	258-7458
Union Cab	242-2000
Yellow Cab	831-8948


Badgers on Television




Craig Coshun



John Powless



Van Stoutt



Alan Zussman

TELEVISION COVERAGE

A minimum of 20 of the Badgers' regular-season games, including all but three home games, will be televised live this season. Among those will be three nationally televised contests — two on ESPN and one on ESPN2 — and four that will be shown throughout the Midwest on the Creative Sports Regional network. Wisconsin's flagship station is WMTV in Madison.

WMTV sports director Craig Coshun, who called the action for several Badger games last season, heads this year's broadcast team. He is teamed with long-time analyst John Powless, who was head coach of the Badgers from 1969-76.

In addition to the live telecasts, several home games will also be aired on a delay basis on the state-wide Wisconsin Public Television network. WIBA Radio's Van Stoutt and UW academic and student affairs director Alan Zussman handle the announcing duties.

THE DICK BENNETT TV SHOW


"The Dick Bennett Show" airs in Madison and on a statewide network. Hosted by WISC-TV's Jeff Lenzen, the 30-minute program features insights, interviews, highlights and viewer questions. Check local listings for the times in your area.

BADGER T.V. GAMES


DATE	OPPONENT	TIME	T.V.
Nov. 30	UNC-Wilmington	7 p.m.	CS
Dec. 23	Providence	7 p.m.	CS
Jan. 2	at Minnesota	7 p.m.	CS
Jan. 4	Indiana	1:30 p.m.	CSR
Jan. 9	Michigan State	8:30 p.m.	ESPN
Jan. 11	at Iowa	7 p.m.	CS
Jan. 18	Penn State	3:30 p.m.	CS
Jan. 22	at Purdue	7 p.m.	CS
Jan. 25	at Illinois	2:30 p.m.	CSR
Jan. 29	Northwestern	6 p.m.	ESPN2
Feb. 1	at Ohio State	11:15 a.m.	CSR
Feb. 6	Michigan	6:30 p.m.	ESPN
Feb. 8	at Northwestern	7 p.m.	CS
Feb. 12	Illinois	7 p.m.	CS
Feb. 15	Purdue	3:30 p.m.	CS
Feb. 19	at Penn State	7 p.m.	CS
Feb. 26	Iowa	7 p.m.	CS
March 1	at Michigan State	3:30 p.m.	CS
March 5	at Indiana	7 p.m.	CS
March 8	Minnesota	1 p.m.	CSR

CS — Creative Sports local telecast
 CSR — Creative Sports regional telecast

Badgers on the Radio



Matt Lepay



Mike Lucas

RADIO COVERAGE

Exclusive radio coverage of Badger basketball is heard on the 43-station Wisconsin Radio Network. The UW Athletic Department and Learfield Communications entered into an agreement for broadcast rights for UW football and basketball.

Learfield chose WIBA (1310 AM) and WOLX (94.9 FM) as its rights-holders in the Madison market and WTMJ (620 AM) in Milwaukee.

Calling all the action on the Wisconsin basketball network is Matt Lepay, who has been the voice of Badger basketball for the past eight seasons. A 1984 graduate of Ohio State, Lepay was the sports director at WTSO before joining WIBA. He previously served as sports director of WNCI in Columbus, Ohio, and prior to that worked at stations in Athens and Piqua, Ohio.

Lepay, who also handles play-by-play on Badger football broadcasts, serves as host of the Barry Alvarez and Dick Bennett call-in shows.

Joining Lepay on broadcasts this season is Mike Lucas, long-time sports columnist at *The Capital Times*. Lucas, who also adds color on UW football broadcasts, provides daily sports commentaries on WIBA.

Badger Radio Network

City	Station	Frequency
Amery	WXCE	1260 am
Antigo	WRLO	105.3 fm
Appleton	WHBY	1150 am
Ashland	WATW	1400 am
Beaver Dam	WBEV	1430 am
Beaver Dam	WXRO	95.3 fm
Beloit	WBEL	1380 am
Berlin	WISS	1090 am/102.3 fm
Black River Falls	WWIS	1260 am/99.7 fm
Clintonville	WFCL	1380 am
Dodgeville	WDMP	810 am
Duluth, Minn.	WDSM	710 am
Eau Claire	WBIZ	100.7 fm
Fond du Lac	KFIZ	1450 am
Green Bay	WNFL	1440 am
Hayward	WRLS	92.3 fm
Janesville	WCLO	1230 am
Kenosha	WLIP	1050 am
La Crosse	WKBH	1570 am
Madison	WIBA	1310 am
Madison	WOLX	94.9 fm
Manitowoc	WOMT	1240 am
Marshfield	WDLB	1450 am
Mauston	WRJC	1270 am
Medford	WIGM	1490 am/99.3 fm
Milwaukee	WTMJ	620 am
Monroe	WEKZ	1260 am
Platteville	WTOQ	1590 am
Portage	WPDR	1350 am
Prairie du Chien	WPRE	980 am/94.3 fm
Reedsburg	WRDB	1400 am
Rhineland	WOBT	1240 am
Rice Lake	WJMC	1240 am
Richland Center	WRCO	1450 am/100.9 fm
River Falls	WEVR	1550 am/106.3 fm
Shawano	WTCH	960 am
Shawano	WOWN	99.3 fm
Sheboygan	WHBL	1330 am
Sparta	WKLJ	1290 am
Stevens Point	WSPO	1010 am
Sturgeon Bay	WDOR	910 am/93.9 fm
Viroqua	WVRQ	1360 am/102.3 fm
Waupaca	WDUX	800 am/92.7 fm
Wausau	WSAU	550 am
West Bend	WBKV	1470 am
Wisconsin Rapids	WFHR	1320 am

Sports Information Office



Steve Malchow

Steve Malchow is in his seventh season as Director of Sports Information at the University of Wisconsin. He is in charge of publicity for all 11 Badger men's sports programs.

Malchow worked from 1979-89 at Iowa as a student, graduate and full-time assistant in the Sports Information Office before accepting his post at the UW-Madison.

He is a member of the College Sports Information Directors of America (CoSIDA), which has honored more than 35 of his press guides for excellence. His 1985 football and basketball books at Iowa were rated first and second in the nation, respectively.

The 1983 graduate of Iowa earned degrees in marketing, journalism and management sciences. He is a member of the College Football and Basketball Writer's Associations. A native of Sioux City, Iowa, Steve is single and resides in Madison.



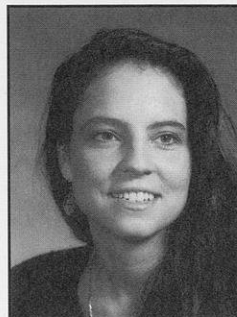
Justin Doherty

Justin Doherty is in his third year as Associate Sports Information Director at Wisconsin after two-and-a-half years as SID at North Dakota.

Doherty coordinates media relations for men's basketball and assists with football. He serves as editor of the football and basketball game programs and oversees sports information tasks for golf, tennis and swimming.

At UND he directed publicity efforts for a 15-sport athletics program. Doherty was assistant SID at Northern Michigan from 1990-92. He was sports editor at the *Marshall (Mich.) Chronicle* for eight months after earning a bachelor's degree in journalism from Michigan State. He was a student assistant in the MSU sports information office from 1984-89.

A native of Southfield, Mich., Doherty and his wife, Martha, have a daughter (Erin).



Julie Kluge


Julie Kluge is in her seventh campaign as a full-time member of the UW Sports Information staff. She has worked for the Department of Athletics since 1984.

Kluge directs publicity for the Badgers' nationally recognized hockey, cross country and track teams. She assists with Wisconsin football. The 1988 graduate of Wisconsin has B.S. degrees in zoology and secondary education.

Kluge is editor of both the Wisconsin hockey media guide and game program. Her cross country and hockey media guides have earned national distinction from CoSIDA.

She was an assistant director in the publicity office of the Western Collegiate Hockey Association (1989) and has worked for the NCAA at its national hockey championship.

A native of Benton, Wis., Julie is single and lives in Madison.



Dan Meyer

DIRECTORY

Sports Information
1440 Monroe Street
Madison, WI 53711
Phone: (608) 262-1811
Fax: (608) 262-8184

Steve Malchow
Director

Justin Doherty
Associate Director

Julie Kluge
Assistant Director

Dan Meyer
Intern

Barb Wyatt
Secretary

Britt Kinder
Steve Mann
Bill Pfeiffer
Jeff Trexel
Student Assistants

Athletic Department
(608) 262-1866

Basketball Office
(608) 262-4597

Primary Media

Print

Vic Feuerherd
Wisconsin State Journal
P.O. Box 8058
Madison, WI 53708
Phone: (608) 252-6165
Fax: (608) 252-6119

Dennis Chaptman
Milwaukee Journal Sentinel
202 State Street, Ste. 202
Madison, WI 53703
Phone: (608) 258-2271
Fax: (608) 258-2279

Rob Schultz (beat)
Mike Lucas (radio color)
Capital Times
P.O. Box 8060
Madison, WI 53708
Phone: (608) 252-6474
Fax: (608) 252-6445

Jeff Potrykus
Badger Plus
202 State Street, Ste. 202
Madison, WI 53703
Phone: (608) 258-2271
Fax: (608) 258-2279

Pat Stiegman
On Wisconsin
5702 Bellows Circle
Madison, WI 53716
Phone: (414) 225-5000
Fax: (414) 224-0291

Sports Editor
Badger Herald
550 State Street
Madison, WI 53703
Phone: (608) 257-4712, ext. 26
Fax: (608) 257-6899

Sports Editor
Daily Cardinal
Vilas Hall
Madison, WI 53706
Phone: (608) 262-5857

Chuck Carlson
Appleton Post-Crescent
306 W. Washington
Appleton, WI 54912
Phone: (414) 733-4411

Paul McKillip
Kenosha News
715 58th Street
Kenosha, WI 53141
Phone: (414) 657-1000

John Morton
Green Bay Press-Gazette
435 E. Walnut Street
Green Bay, WI 54307
Phone: (414) 435-4411

Marc Wehrs
La Crosse Tribune
401 N. Third Street
La Crosse, WI 54601
Phone: (608) 782-9710

Jim Swenson
Dubuque Telegraph-Herald
Eighth & Bluff Streets
Dubuque, IA 52001
Phone: (319) 588-5611

Dave Wedeward
Janesville Gazette
One S. Parker Drive
Janesville, WI 53547
Phone: (608) 754-3311

Jay Lillge
Wausau Daily Herald
P.O. Box 1286
Wausau, WI 54402
Phone: (715) 842-2101

Sports Editor
Oshkosh Northwestern
P.O. Box 2926
Oshkosh, WI 54903
Phone: (414) 426-6659

Ken Merrill
Racine Journal-Times
212 Fourth Street
Racine, WI 53403
Phone: (414) 634-3322

Tad Reeve
Eau Claire Leader-Telegram
701 S. Farewell Street
Eau Claire, WI 54702
Phone: (715) 833-9208

Television

Jeff Lenzen
WISC (Ch. 3)
7025 Raymond Road
Madison, WI 53719
Phone: (608) 276-7400
Fax: (608) 271-0800
COACHES' SHOW

Craig Coshun
WMTV (Ch. 15)
615 Forward Drive
Madison, WI 53711
Phone: (608) 274-7817
Fax: (608) 271-5194

Jay Wilson
WKOW (Ch. 27)
P.O. Box 100
Madison, WI 53701
Phone: (608) 274-6118
Fax: (608) 274-9569

Dennis Krause
WTMJ (Ch. 4)
720 E. Capitol Drive
Milwaukee, WI 53201
Phone: (414) 332-9611
Fax: (414) 223-5466

Tom Pipines
WITI (Ch. 6)
9001 N. Green Bay Road
Milwaukee, WI 53217
Phone: (414) 355-6215
Fax: (414) 362-2141

Tom Sutton
WISN (Ch. 12)
P.O. Box 402
Milwaukee, WI 53201
Phone: (414) 342-8812
Fax: (414) 342-7505

Deb Piper
WHA (Ch. 21)
821 University Avenue
Madison, WI 53706
Phone: (608) 263-2121
Fax: (608) 263-9763
DELAY BROADCAST

Wire Services

Arnie Stapleton
Associated Press (Milw.)
918 N. Fourth Street
Milwaukee, WI 53203
Phone: (414) 271-0158
Fax: (414) 225-3599

Sharon Theimer
Associated Press (Mad.)
1901 Fish Hatchery Road
Madison, WI 53713
Phone: (608) 258-9235

Radio

Matt Lepay (play-by-play)
Brian Posick
WIBA
P.O. Box 99
Madison, WI 53701
Phone: (608) 274-5450
Fax: (608) 274-5521
FLAGSHIP

Len Kasper
WTMJ
720 E. Capitol Drive
Milwaukee, WI 53201
Phone: (414) 332-9611
Fax: (414) 223-5255

Dick Wheeler
Wheeler News Service
121 E. Main St.
Suite 300
Madison, WI 53703
Phone: (608) 257-2614

'96-97 Badger Schedule**November**

Date	Day	Opponent	Time	T.V.
NOV. 8	FRIDAY	ATHLETES IN ACTION	7 p.m.	None
NOV. 13	WEDNESDAY	EXHIBITION (TBA)	7 p.m.	None
Nov. 23	Saturday	Memphis (in Ottawa) (Capital City Shootout)	11 a.m.	TBA
NOV. 30	SATURDAY	UNC-WILMINGTON	7 p.m.	CS

December

Dec. 4	Wednesday	Temple	6 p.m.	None
DEC. 7	SATURDAY	BROWN	7 p.m.	None
DEC. 10	TUESDAY	UW-MILWAUKEE	7 p.m.	None
Dec. 14	Saturday	St. Bonaventure	6:35 p.m.	None
DEC. 23	MONDAY	PROVIDENCE	7 p.m.	CS
DEC. 26	THURSDAY	BALL STATE	7 p.m.	None
Dec. 31	Tuesday	Marquette	7 p.m.	None

January

Jan. 2	Thursday	Minnesota	7 p.m.	CS
JAN. 4	SATURDAY	INDIANA (Alumni game, 10 a.m.)	1:30 p.m.	CS Regional
JAN. 9	THURSDAY	MICHIGAN STATE	8:30 p.m.	ESPN
Jan. 11	Saturday	Iowa	7 p.m.	CS
JAN. 18	SATURDAY	PENN STATE	3:30 p.m.	CS
Jan. 22	Wednesday	Purdue	7 p.m.	CS
Jan. 25	Saturday	Illinois	2:30 p.m.	CS Regional
JAN. 29	WEDNESDAY	NORTHWESTERN	6 p.m.	ESPN2

February

Feb. 1	Saturday	Ohio State	11:15 a.m.	CS Regional
FEB. 6	THURSDAY	MICHIGAN	6:30 p.m.	ESPN
Feb. 8	Saturday	Northwestern	7 p.m.	CS
FEB. 12	WEDNESDAY	ILLINOIS	7 p.m.	CS
FEB. 15	SATURDAY	PURDUE	3:30 p.m.	CS
Feb. 19	Wednesday	Penn State	7 p.m.	CS
FEB. 26	WEDNESDAY	IOWA	7 p.m.	CS

March


March 1	Saturday	Michigan State	3:30 p.m.	CS
March 5	Wednesday	Indiana	7 p.m.	CS
MARCH 8	SATURDAY	MINNESOTA	1 p.m.	CS Regional

All times are Central Standard Time

HOME GAMES IN BOLD CAPS

CS — Creative Sports local telecast; CS Regional — Creative Sports regionally syndicated telecast

MICHAEL FINLEY




From the All Big 10 Team...

Badgers' career scoring leader (2,147 points)

Ranks 1st or 2nd in 11 different UW career statistical categories

Two-time, first-team all-Big Ten selection

Only player in UW history to score 500 points in three different seasons



...to the NBA All-Rookie Team

1995-96 NBA All-Rookie team member

Runner-up in '96 Nestle Crunch Slam Dunk contest

4th in NBA Rookie of the Year voting

NBA's 4th-leading scorer among rookies (15 ppg.)



22, Sean Mason
23, Mike Kosolcharoen
41, Booker Coleman

